

Palazzoli

General
Catalogue



2019/2020

Palazzoli



CHIAREZZA DELLA FUNZIONE
SEMPLICITÀ DI PROGETTO
QUALITÀ DELLA MANIFATTURA

CLARITY OF FUNCTION
PROJECT SIMPLICITY
QUALITY OF MANUFACTURE




Experience

Tradition in evolution

Palazzoli was founded in 1904 by Federico Palazzoli, as a company specialising in electrical equipment and industrial plants for power supply.

For more than a century, unparalleled safety standards have remained the top priority of the company. This commitment has made the brand Palazzoli synonymous with reliability in the electrical engineering industry, recognised by many customers and consolidated by the established performance of products, as evidenced by the numerous **awards** obtained:

Red Dot, Design Plus, Construmat, Good design, etc.




Innovation

Mission & Vision

To provide an innovative model based on product excellence, convenient installation and durability of performance, in order to enable our customers to be authors of state-of-the-art electrical implementations.

To satisfy the fundamental need of man to express himself with his achievements, allowing the distribution of low voltage energy, with the intention of leaving a mark in the world of electrical engineering. To continue to be for our customers the specialist of reference, innovation and vitality, and to assure them **clarity of function, quality of manufacture and simplicity of design**.

To create new products, **also to customer specifications**, for the Installation, Lighting, ATEX and Marine sectors. These are the guidelines of our daily commitment.



Palazzoli

In the electromechanical sector we have expanded our presence in all the major countries, with over 100 business partners.

From the Brescia plant over 300 employees serve an organisation of 5,000 resellers worldwide.



Palazzoli GROUP

In addition to the historic Palazzoli brand,
the Group consists of Lewden,
Stral and Palazzoli Middle East.

In a complete and constantly renewed range of products,
Designers and Installers find the most advanced as well as durable solutions
to meet the most demanding requirements.



Palazzoli

Palazzoli
GROUP Middle East

STRAL
LIGHTING FOR LIFE



Website



palazzoli.com



palazzolilux.com



Easy Composer



Discovery



Master Projects




Atex App


Manuals



Lighting



Atex



Master Projects



Reference book

800 700 332

Technical assistance
+39 030.20.15.1

 **WhatsApp**
+39 331.617.9896



INSTALLATION

Service, Industry, Building, Tunnels

PLUGS AND SOCKETS

page **14**

INTERLOCKED SOCKET-OUTLETS

page **60**

BOARDS AND BOXES

page **128**

CONTROL AND PROTECTION

page **168**

PRE-WIRED BOARDS

page **216**

TUNNELS

page **234**



LIGHTING

page **256**

Industrial, Service, Sports, Tunnels



ATEX

page **296**

Combustible dust, Conductive dust, Gas, Vapours, Mist



MARINE AND APPLICATIONS

page **342**

Ports, Aboard container ships, Campsites, Urban areas



SERVICES

page **366**

Spare parts, technical data and dimensions pages



Items to be discontinued



Spare parts



Forms



Dimensions



Sequential index





INSTALLATION

SECTION





PLUGS AND SOCKETS PAGE 14



INTERLOCKED SOCKET-OUTLETS PAGE 60



BOARDS AND BOXES PAGE 128





CONTROL AND PROTECTION PAGE 168



PRE-WIRED DISTRIBUTION BOARDS PAGE 216



TUNNELS PAGE 234





PLUGS AND SOCKETS

For standard applications



MULTIMAX
quick-mounting mobile
plugs and sockets
page 20



MULTIMAX
mobile plugs and sockets
for entertainment
page 25



MULTIPLAY
multipliers and adaptors
for temporary installations
page 26



SPIN
mobile rubber plugs and sockets
for domestic installations
page 27



topTER
flush-mounted
sockets
page 28



domoTER
modular devices
for domestic installations
page 38



X-CEE
safety performance
mobile plugs
page 42



X-CEE
safety performance
mobile sockets
page 49



CEE
extra low voltage
plugs and sockets
page 54









ALUMAX
connections
for high amperages
page 58






TECHNOPOLYMER PLUGS AND SOCKETS

FROM 16A TO 125A

				X-CEE series					
									
				page 47	page 47	page 47	page 47	page 49	page 49
Rated current (A)	Rated voltage (V)	Poles	h ref.	Straight mobile plugs IP66/IP67/IP68/IP69	Panel-mounted straight plugs IP66/IP67/IP68/IP69	20° angled panel-mounted plugs IP66/IP67/IP68/IP69	65° angled wall-mounted plugs IP66/IP67/IP68/IP69	Straight mobile socket-outlets IP66/IP67/IP68/IP69	Straight panel-mounted sockets IP66/IP67/IP68/IP69
16	110 100-130	2P+⊕	4	760124	762124	763124	766124	770124	772124
		3P+⊕	4	760134				770134	772134
		3P+N+⊕	4	760144				770144	772144
	230 200-250	2P+⊕	6	760126	762126	763126	766126	770126	772126
		3P+⊕	9	760139				770139	772139
		3P+N+⊕	9	760149				770149	772149
	400 380-415	2P+⊕	9	760129				770129	772129
		3P+⊕	6	760136	762136	763136	766136	770136	772136
		3P+N+⊕	6	760146	762146	763146	766146	770146	772146
	500 480-500	3P+⊕	7	760137				770137	772137
		3P+N+⊕	7	760147				770147	772147
	32	110 100-130	2P+⊕	4	760224	762224	763224	766224	770224
3P+⊕			4	760234				770234	772234
3P+N+⊕			4	760244				770244	772244
230 200-250		2P+⊕	6	760226	762226	763226	766226	770226	772226
		3P+⊕	9	760239				770239	772239
		3P+N+⊕	9	760249				770249	772249
400 380-415		2P+⊕	9	760229				770229	772229
		3P+⊕	6	760236	762236	763236	766236	770236	772236
		3P+N+⊕	6	760246	762246	763246	766246	770246	772246
500 480-500		3P+⊕	7	760237				770237	772237
		3P+N+⊕	7	760247				770247	772247
380-440		3P+⊕	3	760233				770233	772233
63	110 100-130	2P+⊕	4	760324				770324	772324
		3P+⊕	4	760334				770334	772334
		3P+N+⊕	4	760344				770344	772344
	230 200-250	2P+⊕	6	760326	762326	763326	766326	770326	772326
		3P+⊕	9	760339				770339	772339
		3P+N+⊕	9	760349				770349	772349
	400 380-415	2P+⊕	9	760329				770329	772329
		3P+⊕	6	760336	762336	763336	766336	770336	772336
		3P+N+⊕	6	760346	762346	763346	766346	770346	772346
	500 480-500	3P+⊕	7	760337				770337	772337
		3P+N+⊕	7	760347				770347	772347
	125	110 100-130	2P+⊕	4	760424				
3P+⊕			4	760434				770434	772434
3P+N+⊕			4	760444				770444	772444
230 200-250		2P+⊕	6	760426					
		3P+⊕	9	760439				770439	772439
		3P+N+⊕	9	760449				770449	772449
400 380-415		2P+⊕	9	760429					
		3P+⊕	6	760436	762436	763436	766436	770436	772436
		3P+N+⊕	6	760446	762446	763446	766446	770446	772446
500 480-500		3P+⊕	7	760437				770437	772437
		3P+N+⊕	7	760447				770447	772447



X-CEE series		
		
	page 50	page 50
h ref.	20° angled panel-mounted sockets IP66/IP67/IP68/IP69	65° angled wall-mounted sockets IP66/IP67/IP68/IP69
4	773124	776124
4	773134	776134
4	773144	776144
6	773126	776126
9	773139	776139
9	773149	776149
9	773129	776129
6	773136	776136
6	773146	776146
7	773137	776137
7	773147	776147
4	773224	776224
4	773234	776234
4	773244	776244
6	773226	776226
9	773239	776239
9	773249	776249
9	773229	776229
6	773236	776236
6	773246	776246
7	773237	776237
7	773247	776247
3	773233	776233
4	773324	776324
4	773334	776334
4	773344	776344
6	773326	776326
9	773339	776339
9	773349	776349
9	773329	776329
6	773336	776336
6	773346	776346
7	773337	776337
7	773347	776347
4		
4	773434	776434
4	773444	776444
6		
9	773439	776439
9	773449	776449
9		
6	773436	776436
6	773446	776446
7	773437	776437
7	773447	776447

X-CEE series - Compositions					
					
	page 48	page 51	page 52	page 52	page 52
	Inlets IP66/IP67 IP68/IP69	Sockets IP66/IP67 IP68/IP69	Straight panel-mounted flanges IP66/IP67/IP68/IP69	20° angled panel-mounted flanges IP66/IP67/IP68/IP69	65° angled wall-mounted boxes IP66/IP67/IP68/IP69
	769124	779124	419021	419031	532131
	769134	779134	419022	419032	532131
	769144	779144	419023	419033	532131
	769126	779126	419021	419031	532131
	769139	779139	419022	419032	532131
	769149	779149	419023	419033	532131
	769129	779129	419021	419031	532131
	769136	779136	419022	419032	532131
	769146	779146	419023	419033	532131
	769137	779137	419022	419032	532131
	769147	779147	419023	419033	532131
	769224	779224	419023	419033	532131
	769234	779234	419023	419033	532131
	769244	779244	419024	419034	532132
	769226	779226	419023	419033	532131
	769239	779239	419023	419033	532131
	769249	779249	419024	419034	532132
	769229	779229	419023	419033	532131
	769236	779236	419023	419033	532131
	769246	779246	419024	419034	532132
	769237	779237	419023	419033	532131
	769247	779247	419024	419034	532132
	769233	779233	419023	419033	532131
	769324	779324	419025	419035	532132
	769334	779334	419025	419035	532132
	769344	779344	419025	419035	532132
	769326	779326	419025	419035	532132
	769339	779339	419025	419035	532132
	769349	779349	419025	419035	532132
	769329	779329	419025	419035	532132
	769336	779336	419025	419035	532132
	769346	779346	419025	419035	532132
	769337	779337	419025	419035	532132
	769347	779347	419025	419035	532132
	769424	779424	419026	419036	532133
	769434	779434	419026	419036	532133
	769444	779444	419026	419036	532133
	769426	779426	419026	419036	532133
	769439	779439	419026	419036	532133
	769449	779449	419026	419036	532133
	769429	779429	419026	419036	532133
	769436	779436	419026	419036	532133
	769446	779446	419026	419036	532133
	769437	779437	419026	419036	532133
	769447	779447	419026	419036	532133





Plug and socket inserts can be installed:






- on straight or angled panel-mounted flanges
- in boxes by using straight or angled flanges to achieve 65° or 85° angled devices and reduce overall dimensions



THERMOPLASTIC PLUGS AND SOCKETS





FROM 16A TO 63A



				MULTIMAX series					
									
Rated current (A)	Rated voltage (V)	Poles	h ref.	page 22 Straight mobile plugs IP44	page 23 Straight mobile plugs IP67	page 24 Straight mobile socket-outlets IP44	page 25 Straight mobile socket-outlets IP67	page 25 Straight mobile plugs IP44	page 25 Straight mobile socket-outlets IP44
16	110 100-130	2P+⊕	4	700124	710124	720124	730124	705124	725124
		3P+⊕	4	700134		720134			
		3P+N+⊕	4	700144		720144			
	230 200-250	2P+⊕	6	700126	710126	720126	730126	705126	725126
		3P+⊕	9	700139		720139			
		3P+N+⊕	9	700149		720149			
	400 380-415	2P+⊕	9	700129		720129			
		3P+⊕	6	700136	710136	720136	730136	705136	725136
		3P+N+⊕	6	700146	710146	720146	730146	705146	725146
32	110 100-130	2P+⊕	4	700224	710224	720224	730224		
		3P+⊕	4	700234		720234			
		3P+N+⊕	4	700244		720244			
	230 200-250	2P+⊕	6	700226	710226	720226	730226	705226	725226
		3P+⊕	9	700239		720239			
		3P+N+⊕	9	700249		720249			
	400 380-415	2P+⊕	9	700229		720229			
		3P+⊕	6	700236	710236	720236	730236	705236	725236
		3P+N+⊕	6	700246	710246	720246	730246	705246	725246
63	230	2P+⊕	6		710326		730326		
		3P+⊕	6		710336		730336		
	400	3P+N+⊕	6		710346		730346		

				topTER series					
									
Rated current (A)	Rated voltage (V)	Poles	h ref.	page 32 Angled socket-outlets IP44	page 32 Angled socket-outlets IP66/IP67	page 37 15° angled wall-mounted socket-outlets IP44	page 37 15° angled wall-mounted socket-outlets IP66/IP67	page 37 90° angled wall-mounted socket-outlets IP44	page 37 90° angled wall-mounted socket-outlets IP67
16	110 100-130	2P+⊕	4	488124	489124	438124	439124	508124	509124
		3P+⊕	4	488134	489134				
		3P+N+⊕	4	488144	489144				
	230 200-250	2P+⊕	6	488126	489126	438126	439126	508126	509126
		3P+⊕	9	488139	489139				
		3P+N+⊕	9	488149	489149				
	400 380-415	2P+⊕	9	488129	489129				
		3P+⊕	6	488136	489136	438136	439136	508136	509136
		3P+N+⊕	6	488146	489146	438146	439146	508146	509146
32	110 100-130	2P+⊕	4	488224	489224	438224	439224	508224	509224
		3P+⊕	4	488234	489234				
		3P+N+⊕	4	488244	489244				
	230 200-250	2P+⊕	6	488226	489226	438226	439226	508226	509226
		3P+⊕	9	488239	489239				
		3P+N+⊕	9	488249	489249				
	400 380-415	2P+⊕	9	488229	489229				
		3P+⊕	6	488236	489236	438236	439236	508236	509236
		3P+N+⊕	6	488246	489246	438246	439246	508246	509246
380/440	3P+⊕	3		489233		439233		509233	
63	400 380-415	2P+⊕	6		489326				509326
		3P+⊕	6		489336				509336
		3P+N+⊕	6		489346				509346




				CEE series								
												
				page 54	page 54	page 55	page 56	page 56	page 57	page 57	page 57	page 56
Rated current (A)	Rated voltage (V)	Poles	h ref.	Straight mobile plugs IP44	Straight mobile plugs IP67	90° angled wall-mounted plugs IP44	Straight mobile socket-outlets IP44	Straight mobile socket-outlets IP67	Straight fixed socket-outlets IP44	Angled socket-outlets IP44	Straight fixed socket-outlets IP67	90° angled wall-mounted socket-outlets IP44
16	20-25	2P	-	477002	477003	476002	473002	473003	471032	471062	471003	471002
		3P	-	477062	477063	476012	473062	473063	471042	471072	471063	471012
	40-50	2P	12	477102	477103	476102	473102	473103	471132	471162	471103	471102
		3P	12	477112	477113	476112	473112	473113	471142	471172	471113	471112
	20-25 40-50	2P	4	477012	477013	476042	473012	473013	471051	471111	471013	471011
		3P	4	477122	477123	476142	473122	473123	471022	471122	471123	471151
		2P	10	477602	477603	476602	473602	473603	471632	471662	471603	471602
32	20-25	2P	-	477005	477006	476005	473005	473006	471035	471065	471007	471005
		3P	-	477065	477066	476015	473065	473066	471045	471075	471067	471015
	40-50	2P	12	477105	477106	476105	473105	473106	471135	471165	471107	471105
		3P	12	477115	477116	476115	473115	473116	471145	471175	471117	471115
	20-25 40-50	2P	4	477015	477016	476045	473015	473016	471108	471058	471017	471018
		3P	4	477175	477176	476145	473125	473126	471118	471059	471177	471019
		2P	10	477605	477606	476605	473605	473606	471635	471665	471607	471605

				High currents			
							
				page 55	page 56	page 57	page 57
Rated current (A)	Rated voltage (V)	Poles	h ref.	Straight mobile plugs IP67	Straight mobile socket-outlets IP67	Angled socket-outlets IP67	Straight fixed socket-outlets IP67
63	48	2P	1	477951	473951	473961	473971
		3P	1	477952	473952	473962	473972
125	48	3P	1	477955	473955	473965	473975

				Twin cable	
					
				page 55	page 56
Rated current (A)	Rated voltage (V)	Poles	h ref.	Straight mobile plugs IP67	Straight mobile socket-outlets IP67
32	48	2P	12	477107	473107
63	48	2P	1	477901	473901

ALUMINIUM PLUGS AND SOCKETS

FROM 250A TO 400A

ALUMAX Series						
						
page 59						
Rated current (A)	Poles	No. of pilot contacts	Straight mobile plugs IP67	Straight mobile socket-outlets IP67	Straight inlets IP67	Straight fixed socket-outlets IP67
250	3P+≐	2	750530	760530	751530	761530
	3P+N+≐		750550	760550	751550	761550
320	3P+N+≐	2	750650	760650	751650	761650
400	3P+N+≐		750750	760750	751750	761750

MULTIMAX



DESIGN PLUS
Design Plus Award
Frankfurt




MULTIMAX

3 international patents
3 times faster connection



A simple click to fix the body to the grip.
This international Palazzoli patent completes the connection in the easiest and safest way.



The tear-proof cable clamping is achieved with special hooks with a particular reverse grip system which counteracts the tensile force with an equal and opposite reaction.



The Multimax plug grip integrates an automatic cable gland locking system that protects against accidental loosening of the cable. The cable gland can be easily unlocked by lifting the locking arm.



The black colour series has been specially designed for the entertainment, film and HI-FI industries. Here, too, you will find all the advantages of Multimax.

Suitable for standard applications. The black versions are suitable for TV and film settings, photographic studios and theatres.



Thanks to their wiring speed and simplicity, they are particularly suitable for operations in series. Also in the IP44 version they are equipped with a quick closing cable clamp and a captive gasket that makes them safer than conventional sockets in the same category.

Compliance with standards	IEC/EN 60309-1 IEC/EN 60309-2
Grip material	Thermoplastic
Protection rating (IP according to IEC/EN 60529)	IP44 - IP67
Grip colour	RAL7042 (standard) RAL7021 (black)
Contacts material	Brass (IP44) Nickel-plated brass (IP67)
Resistance to abnormal heat and fire ("Glow Wire" according to IEC/EN 60695-2-10)	850°C
Flammability rating (according to UL94)	V2
Impact resistance (IK rating according to IEC/EN 62262)	IK08
Rated current	16A - 32A - 63A
Operating voltage	50V - 690V
Operating frequency	0-500Hz
Insulation voltage	690V
Pilot contact	63A plugs and socket-outlets
Storage temperature	-30°C - +70°C
Operating temperature	-25°C - +50°C



Cable features:

Rated current (A)	Poles	Entry cable diameter (mm)	Entry cable sections (mm ²)
16	2P+⊕	8 - 13	1 - 6
	3P+⊕	8.5 - 14	
	3P+N+⊕	10 - 15.5	
32	2P+⊕	11 - 17.5	2.5 - 10
	3P+⊕	12 - 19.5	
	3P+N+⊕	14 - 21.5	
63	2P+⊕	16 - 26	4 - 25
	3P+⊕	18.5 - 29	
	3P+N+⊕	20 - 31.5	



Straight mobile plugs
quick-mounting
50-60Hz **IP44**

Rated current (A)	Rated voltage	Voltage colour	Poles	h ref.	Palazzoli code	Pack Qty
16	110V	●	2P+⊕	4	700124	10
	110V	●	3P+⊕	4	700134	5
	110V	●	3P+N+⊕	4	700144	5
	230V	●	2P+⊕	6	700126	40
	230V	●	3P+⊕	9	700139	5
	230V	●	3P+N+⊕	9	700149	5
	400V	●	2P+⊕	9	700129	5
	400V	●	3P+⊕	6	700136	30
	400V	●	3P+N+⊕	6	700146	20
	32	110V	●	2P+⊕	4	700224
110V		●	3P+⊕	4	700234	5
110V		●	3P+N+⊕	4	700244	5
230V		●	2P+⊕	6	700226	5
230V		●	3P+⊕	9	700239	5
230V		●	3P+N+⊕	9	700249	5
400V		●	2P+⊕	9	700229	5
400V		●	3P+⊕	6	700236	20
400V		●	3P+N+⊕	6	700246	20

Features: all products are packed separately.



Straight mobile plugs
quick-mounting
for **special applications**
IP44

Rated current (A)	Frequency	Rated voltage	Voltage colour	Poles	h ref.	Palazzoli code	Pack Qty
16	50-60Hz	500V	●	2P+⊕	7	700127	5
	50-60Hz	500V	●	3P+⊕	7	700137	5
	50-60Hz	500V	●	3P+N+⊕	7	700147	5
	50-60Hz	600-690V	●	3P+⊕	5	700135	5
	50-60Hz	600-690V	●	3P+N+⊕	5	700145	5
	50-60Hz	>50V *	●	2P+⊕	12	701122	5
	50-60Hz	>50V *	●	3P+⊕	12	701132	5
	100-300Hz	>50V	●	2P+⊕	10	700120	5
	100-300Hz	>50V	●	3P+⊕	10	700130	5
	100-300Hz	>50V	●	3P+N+⊕	10	700140	5
	>300-500Hz	>50V	●	2P+⊕	2	700122	5
	>300-500Hz	>50V	●	3P+⊕	2	700132	5
	>300-500Hz	>50V	●	3P+N+⊕	2	700142	5
	60Hz	440-460V	●	3P+⊕	11	700131	5
	60Hz	440-460V	●	3P+N+⊕	11	700141	5
	DC	>50-250V	●	2P+⊕	3	700123	5
DC	>250V	●	2P+⊕	8	700128	5	
32	50-60Hz	500V	●	2P+⊕	7	700227	5
	50-60Hz	500V	●	3P+⊕	7	700237	5
	50-60Hz	500V	●	3P+N+⊕	7	700247	5
	50-60Hz	600-690V	●	3P+⊕	5	700235	5
	50-60Hz	600-690V	●	3P+N+⊕	5	700245	5
	50-60Hz	>50V *	●	2P+⊕	12	701222	5
	50-60Hz	>50V *	●	3P+⊕	12	701232	5
	100-300Hz	>50V	●	2P+⊕	10	700220	5
	100-300Hz	>50V	●	3P+⊕	10	700230	5
	100-300Hz	>50V	●	3P+N+⊕	10	700240	5
	>300-500Hz	>50V	●	2P+⊕	2	700222	5
	>300-500Hz	>50V	●	3P+⊕	2	700232	5
	>300-500Hz	>50V	●	3P+N+⊕	2	700242	5
	60Hz	440-460V	●	3P+⊕	11	700231	5
	60Hz	440-460V	●	3P+N+⊕	11	700241	5
	DC	>50-250V	●	2P+⊕	3	700223	5
50/60Hz	380/440V	●	3P+⊕	3	700233	5	
50/60Hz	380-440V	●	3P+N+⊕	3	700243	5	
DC	>250V	●	2P+⊕	8	700228	5	

* For isolation transformer.

Features: all products are packed separately.



Straight mobile plugs
quick-mounting
50-60Hz IP67

Rated current (A)	Rated voltage	Voltage colour	Poles	h ref.	Palazzoli code	Pack Qty
16	110V	●	2P+⊕	4	710124	10
	230V	●	2P+⊕	6	710126	30
	400V	●	3P+⊕	6	710136	20
	400V	●	3P+N+⊕	6	710146	15
32	110V	●	2P+⊕	4	710224	6
	230V	●	2P+⊕	6	710226	6
	400V	●	3P+⊕	6	710236	15
	400V	●	3P+N+⊕	6	710246	10

Features: all products are packed separately.



Straight mobile plugs
quick-mounting
50-60Hz IP67

Rated current (A)	Rated voltage	Voltage colour	Poles	h ref.	Palazzoli code	Pack Qty
63	230V	●	2P+⊕	6	710326	2
	400V	●	3P+⊕	6	710336	5
	400V	●	3P+N+⊕	6	710346	5

Features: all products are packed separately.



Straight mobile plugs
quick-mounting
with **phase inverter**
50-60Hz IP67

Rated current (A)	Rated voltage	Voltage colour	Poles	h ref.	Palazzoli code	Pack Qty
16	400V	●	3P+⊕	6	710156	1
	400V	●	3P+N+⊕	6	710166	1
32	400V	●	3P+⊕	6	710256	1
	400V	●	3P+N+⊕	6	710266	1

Features: all products are packed separately.



Straight mobile socket-outlets
quick-mounting
50-60Hz IP44

Rated current (A)	Rated voltage	Voltage colour	Poles	h ref.	Palazzoli code	Pack Qty
16	110V	●	2P+⊕	4	720124	5
	110V	●	3P+⊕	4	720134	5
	110V	●	3P+N+⊕	4	720144	5
	230V	●	2P+⊕	6	720126	30
	230V	●	3P+⊕	9	720139	5
	230V	●	3P+N+⊕	9	720149	5
	400V	●	2P+⊕	9	720129	5
	400V	●	3P+⊕	6	720136	20
	400V	●	3P+N+⊕	6	720146	20
	32	110V	●	2P+⊕	4	720224
110V		●	3P+⊕	4	720234	5
110V		●	3P+N+⊕	4	720244	5
230V		●	2P+⊕	6	720226	5
230V		●	3P+⊕	9	720239	5
230V		●	3P+N+⊕	9	720249	5
400V		●	2P+⊕	9	720229	5
400V		●	3P+⊕	6	720236	15
400V		●	3P+N+⊕	6	720246	15

Features: all products are packed separately.



Straight mobile socket-outlets
quick-mounting
for special applications
IP44

Rated current (A)	Frequency	Rated voltage	Voltage colour	Poles	h ref.	Palazzoli code	Pack Qty
16	50-60Hz	500V	●	2P+⊕	7	720127	5
	50-60Hz	500V	●	3P+⊕	7	720137	5
	50-60Hz	500V	●	3P+N+⊕	7	720147	5
	50-60Hz	600-690V	●	3P+⊕	5	720135	5
	50-60Hz	600-690V	●	3P+N+⊕	5	720145	5
	50-60Hz	>50V *	●	2P+⊕	12	721122	5
	50-60Hz	>50V *	●	3P+⊕	12	721132	5
	100-300Hz	>50V	●	2P+⊕	10	720120	5
	100-300Hz	>50V	●	3P+⊕	10	720130	5
	100-300Hz	>50V	●	3P+N+⊕	10	720140	5
32	>300-500Hz	>50V	●	2P+⊕	2	720122	5
	>300-500Hz	>50V	●	3P+⊕	2	720132	5
	>300-500Hz	>50V	●	3P+N+⊕	2	720142	5
	60Hz	440-460V	●	3P+⊕	11	720131	5
	60Hz	440-460V	●	3P+N+⊕	11	720141	5
	DC	>50-250V	●	2P+⊕	3	720123	5
	DC	>250V	●	2P+⊕	8	720128	5
	50-60Hz	500V	●	2P+⊕	7	720227	5
	50-60Hz	500V	●	3P+⊕	7	720237	5
	50-60Hz	500V	●	3P+N+⊕	7	720247	5
32	50-60Hz	600-690V	●	3P+⊕	5	720235	5
	50-60Hz	600-690V	●	3P+N+⊕	5	720245	5
	50-60Hz	>50V *	●	2P+⊕	12	721222	5
	50-60Hz	>50V *	●	3P+⊕	12	721232	5
	100-300Hz	>50V	●	2P+⊕	10	720220	5
	100-300Hz	>50V	●	3P+⊕	10	720230	5
	100-300Hz	>50V	●	3P+N+⊕	10	720240	5
	>300-500Hz	>50V	●	2P+⊕	2	720222	5
	>300-500Hz	>50V	●	3P+⊕	2	720232	5
	>300-500Hz	>50V	●	3P+N+⊕	2	720242	5
32	60Hz	440-460V	●	3P+⊕	11	720231	5
	60Hz	440-460V	●	3P+N+⊕	11	720241	5
	DC	>50-250V	●	2P+⊕	3	720223	5
	50/60Hz	380/440V	●	3P+⊕	3	720233	5
	50/60Hz	380/440V	●	3P+N+⊕	3	720243	5
	DC	>250V	●	2P+⊕	8	720228	5

* For isolation transformer.

Features: all products are packed separately.



Straight mobile socket-outlets
quick-mounting
50-60Hz **IP67**

Rated current (A)	Rated voltage	Voltage colour	Poles	h ref.	Palazzoli code	Pack Qty
16	110V	Yellow	2P+⊕	4	730124	10
	230V	Blue	2P+⊕	6	730126	20
	400V	Red	3P+⊕	6	730136	15
	400V	Red	3P+N+⊕	6	730146	15
32	110V	Yellow	2P+⊕	4	730224	6
	230V	Blue	2P+⊕	6	730226	6
	400V	Red	3P+⊕	6	730236	10
	400V	Red	3P+N+⊕	6	730246	10

Features: all products are packed separately.



Straight mobile socket-outlets
quick-mounting
50-60Hz **IP67**

Rated current (A)	Rated voltage	Voltage colour	Poles	h ref.	Palazzoli code	Pack Qty
63	230V	Blue	2P+⊕	6	730326	2
	400V	Red	3P+⊕	6	730336	5
	400V	Red	3P+N+⊕	6	730346	5

Features: all products are packed separately.



Straight mobile plugs
quick-mounting
black colour
50-60Hz **IP44**

Rated current (A)	Rated voltage	Voltage colour	Poles	h r ef.	Palazzoli code	Pack Qty
16	110V	Yellow	2P+⊕	4	705124	10
	230V	Blue	2P+⊕	6	705126	10
	400V	Red	3P+⊕	6	705136	10
	400V	Red	3P+N+⊕	6	705146	10
32	230V	Blue	2P+⊕	6	705226	5
	400V	Red	3P+⊕	6	705236	5
	400V	Red	3P+N+⊕	6	705246	5

Features: all products are packed separately.



Straight mobile socket-outlets
quick-mounting
black colour
50-60Hz **IP44**

Rated current (A)	Rated voltage	Voltage colour	Poles	h ref.	Palazzoli code	Pack Qty
16	110V	Yellow	2P+⊕	4	725124	10
	230V	Blue	2P+⊕	6	725126	10
	400V	Red	3P+⊕	6	725136	10
	400V	Red	3P+N+⊕	6	725146	10
32	230V	Blue	2P+⊕	6	725226	5
	400V	Red	3P+⊕	6	725236	5
	400V	Red	3P+N+⊕	6	725246	5

Features: all products are packed separately.



Compliance with standards	IEC/EN 60309-1 IEC/EN 60309-2
Grip material	Thermoplastic
Protection rating (IP according to IEC/EN 60529)	IP67 (multipliers) IP20 (adaptors)
Grip colour	RAL7042
Contacts material	Nickel-plated brass
Resistance to abnormal heat and fire ("Glow wire" according to IEC/EN 60695-2-10)	850°C
Flammability rating (according to UL94)	V2
Impact resistance (IK rating according to IEC/EN 62262)	IK08
Rated current	16A - 32A
Operating voltage	230V-400V
Operating frequency	50-60Hz
Insulation voltage	690V
Storage temperature	-30°C - +70°C
Operating temperature	-25°C - +50°C



2-outlet mobile multipliers
with 16A industrial plug
50-60Hz **IP67**

Rated current (A)	Rated voltage	Voltage colour	Poles	h ref.	Palazzoli code	Pack Qty
16	230V	■	2P+⊕	6	752126	1
	400V	■	3P+⊕	6	752136	1
	400V	■	3P+N+⊕	6	752146	1



3-outlet mobile multipliers
with 16A/32A industrial plug
50-60Hz **IP67**

Rated current (A)	Rated voltage	Voltage colour	Poles	h ref.	Palazzoli code	Pack Qty
16	230V	■	2P+⊕	6	753126	1
	400V	■	3P+⊕	6	753136	1
	400V	■	3P+N+⊕	6	753146	1
32	400V	■	3P+⊕	6	753236	1



System adaptors
with 16A industrial plug
and domestic sockets
50-60Hz **IP20**

Rated current (A)	Rated voltage	Poles	h ref.	Domestic socket side	Palazzoli code	Pack Qty
16	230V	2P+⊕	6	2 sockets 2P+⊕ 10/16A bivalent P17/11	740002	10
16	230V	2P+⊕	6	1 socket 2P+⊕ 10/16A bivalent P17/11 + Schuko P30	740001	10
13	250V	2P+⊕	6	standard BS1363-1995	740003	10



System adaptors
with S17 domestic plug
and 16A industrial socket-outlet
50-60Hz **IP20**

Rated current (A)	Rated voltage	Poles	h ref.	Domestic plug side	Palazzoli code	Pack Qty
16	230V	2P+⊕	6	2P+⊕ 16A S17	740101	10



Compliance with standards	IEC 23-50
Material	Shockproof rubber Technopolymer
Protection rating (IP according to IEC/EN 60529)	IP20 - IP44
Colour	RAL5015
Resistance to abnormal heat and fire ("Glow Wire" according to IEC/EN 60695-2-10)	850°C (insert)
Flammability rating (according to UL94)	V2
Impact resistance (IK rating according to IEC/EN 62262)	IK10 (Rubber) IK08 (Technopolymer)
Rated current	16A
Operating voltage	250V
Operating frequency	50-60Hz
Insulation voltage	500V
Storage temperature	-30°C - +70°C
Operating temperature	-25°C - +50°C



Straight mobile domestic plug in shockproof rubber **IP44**

Rated current (A)	Rated voltage	Poles	Type	Palazzoli code	Pack Qty
16	250V	2P+≐	S30	437012	10

Features: cable entry hole Ø 11.5 mm. IP44 with plug inserted.



90° angled mobile domestic plug in shockproof rubber **IP44**

Rated current (A)	Rated voltage	Poles	Type	Palazzoli code	Pack Qty
16	250V	2P+≐	S30	437022	10

Features: cable entry hole Ø 11.5 mm. IP44 with plug inserted.



Straight mobile domestic socket in shockproof rubber for the German market **IP44**

Rated current (A)	Rated voltage	Poles	Type	Palazzoli code	Pack Qty
16	250V	2P+≐	S30	433052	10

Features: cable entry hole Ø 11.5 mm. IP44 with plug inserted. Only suitable for markets with German standard.



Straight mobile domestic plug in thermoplastic material **IP20**

Rated current (A)	Rated voltage	Poles	Type	Palazzoli code	Pack Qty
16	250V	2P+≐	S30	437152	10

Features: cable entry hole Ø 11.5 mm. IP44 with sleeve code 590021.

Technical accessories:



page 213

topTER





topTER

Simple to select and easy to install



The flange is reinforced with ribs on the back. This enables the product to be more resistant to mechanical stress and allows for increased gasket adherence. The IP rating is guaranteed over time.

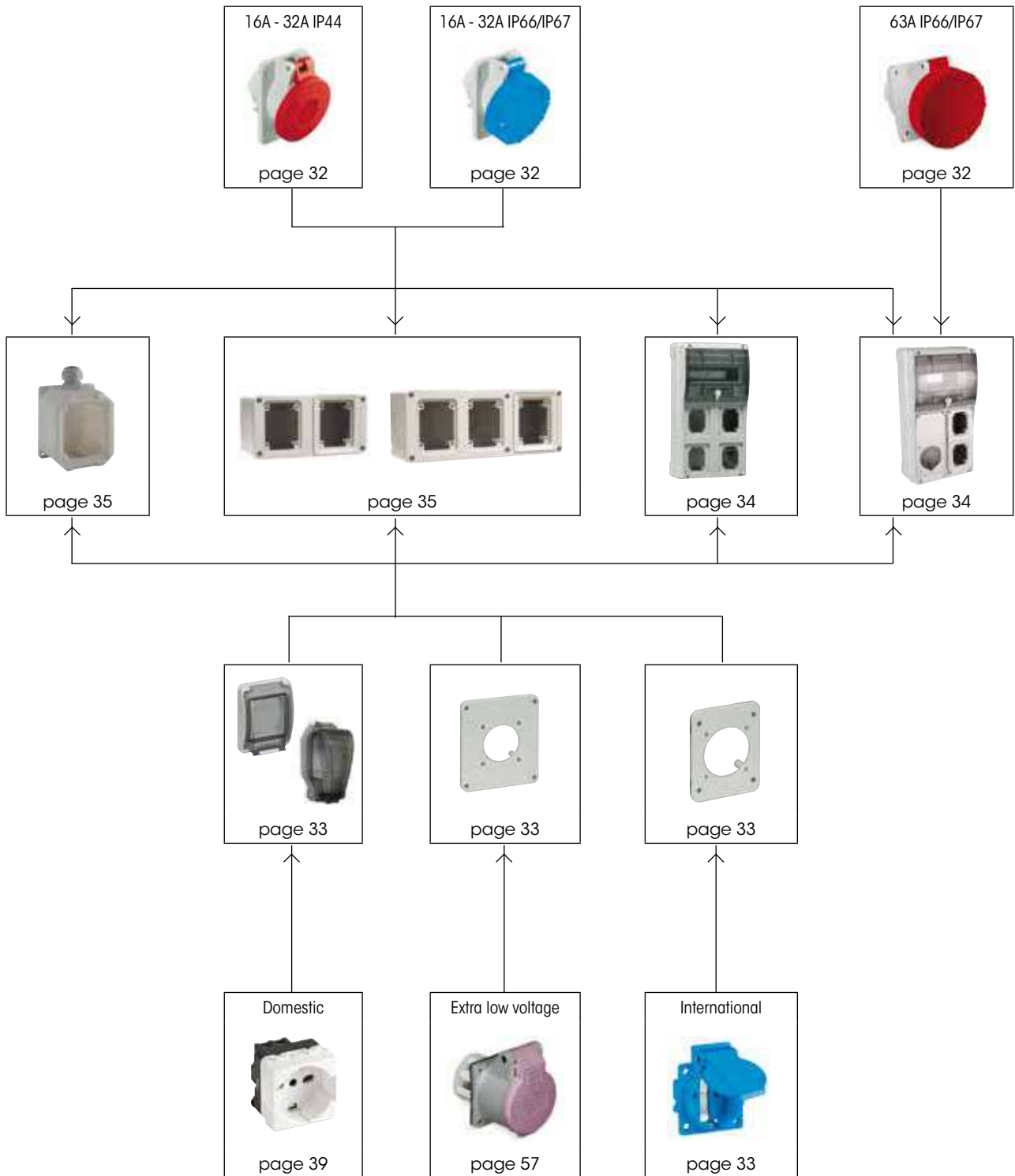
For industrial automation applications, or in any situation where additional electrical protection is required, the sockets can be equipped with an auxiliary signalling contact, activated by plug insertion and removal.



The topTER system offers the possibility to complete the system with a series of domoTER domestic sockets that can be installed with watertight covers, even when the plug is connected.

The broad range of boxes and boards available provides the ideal solution for any requirement.

Suitable for use in gyms, hypermarkets, hotels, schools, offices, hospitals, kitchens, trade fairs, motorway restaurants, production departments.



The Easy Composer software which enables to easily create customised distribution boards
is available on the www.palazzoli.com website.



The low voltage industrial socket-outlets of the topTER series are a range of technopolymer wall or flush-mounted products for standard applications, from 16A to 63A, conforming to IEC/EN 60309-1 and IEC/EN 60309-2 standards, available in the IP44 and IP66/IP67 versions.

The flange is provided with reinforcing ribs and in the IP66/IP67 version the gasket is made up of non-ageing elastomer with a restraint system.

The plug inserted signal auxiliary contact makes it ideal for use in industrial automation applications with auxiliary control circuits.

The range is completed by wall-mounting applications in boxes of up to 3 sockets, modular distribution boards of up to 4 sockets and a series of 15° and 90° angled sockets that can be wall-mounted.

Cable features:

Rated current (A)	Poles	Wall-mounted socket entry thread	Wall-mounted socket entry cable diameter (mm)	Entry cable sections (mm ²)
16	2P+⊕	M25	14-18	1 - 2.5
	3P+⊕			
	3P+N+⊕			
32	2P+⊕	M25	14-18	2.5 - 6
	3P+⊕			
	3P+N+⊕			
63	2P+⊕	M40	24-28	4 - 25
	3P+⊕			
	3P+N+⊕			

Compliance with standards	IEC/EN 60309-1 IEC/EN 60309-2
Material	Thermoplastic
Protection rating (IP according to IEC/EN 60529)	IP44 - IP66/IP67
Colour	RAL7035
Contacts material	Nickel-plated brass
Resistance to abnormal heat and fire ("Glow Wire" according to IEC/EN 60695-2-10)	850°C (sockets) 650°C (boxes and boards)
Flammability rating (according to UL94)	V2 (sockets) HB (boxes and boards)
Impact resistance (IK grade according to IEC/EN 62262)	IK08
Rated current	16A - 32A - 63A
Operating Voltage	110V-440V
Operating frequency	50-60Hz
Insulation voltage	690V
Pilot Contact	63A socket-outlets
Storage temperature	-30°C - +70°C
Operating temperature	-25°C - +50°C



Resistance to chemical agents

WATER	SALINE SOLUTION	ACIDS		BASES		SOLVENTS			
		CONCENTRATED	DILUTED	CONCENTRATED	DILUTED	ALCOHOL	ACETONE	PERCHLORO-ETHYLENE	BENZENE
↑	→	↓	→	↑	↑	→	↑	↑	↑
OILS		FATS		AMMONIA	OXIDISERS	INORGANIC SALTS	GASOLINE	DETERGENTS	U.V. RAYS
MINERAL	VEGETABLE	ANIMAL	SYNTHETIC						
↑	↑	↑	↑	↑	↓	↑	↑	↑	↑

Legend: ↑ high resistance → partial resistance ↓ low resistance

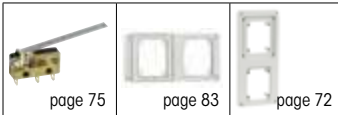


**15° angled
flush-mounted** socket-outlets
50-60Hz **IP44**

Rated current (A)	Rated voltage	Flange dimensions (mm)	Voltage colour	Poles	h ref.	Palazzoli code	Pack Qty	
16	110V	65 x 83	Yellow	2P+⊕	4	488124	1	
	110V	65 x 83	Yellow	3P+⊕	4	488134	1	
	110V	88 x 100	Yellow	3P+N+⊕	4	488144	1	
	230V	65 x 83	Blue	2P+⊕	6	488126	10	
	230V	65 x 83	Blue	3P+⊕	9	488139	1	
	230V	88 x 100	Blue	3P+N+⊕	9	488149	1	
	400V	65 x 83	Red	2P+⊕	9	488129	1	
	400V	65 x 83	Red	3P+⊕	6	488136	10	
	400V	88 x 100	Red	3P+N+⊕	6	488146	10	
	32	110V	88 x 100	Yellow	2P+⊕	4	488224	1
		110V	88 x 100	Yellow	3P+⊕	4	488234	1
		110V	88 x 100	Yellow	3P+N+⊕	4	488244	1
		230V	88 x 100	Blue	2P+⊕	6	488226	5
		230V	88 x 100	Blue	3P+⊕	9	488239	1
		230V	88 x 100	Blue	3P+N+⊕	9	488249	1
		400V	88 x 100	Red	2P+⊕	9	488229	1
400V		88 x 100	Red	3P+⊕	6	488236	5	
400V		88 x 100	Red	3P+N+⊕	6	488246	5	

Features: 1 auxiliary contact for plug inserted signal can be fitted; flanges reinforced with ribs.

Technical accessories:

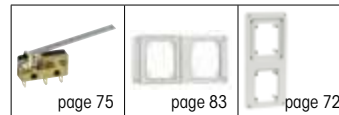


**15° angled
flush-mounted** socket-outlets
50-60Hz **IP66/IP67**

Rated current (A)	Rated voltage	Flange dimensions (mm)	Voltage colour	Poles	h ref.	Palazzoli code	Pack Qty	
16	110V	65 x 83	Yellow	2P+⊕	4	489124	1	
	110V	65 x 83	Yellow	3P+⊕	4	489134	1	
	110V	88 x 100	Yellow	3P+N+⊕	4	489144	1	
	230V	65 x 83	Blue	2P+⊕	6	489126	10	
	230V	65 x 83	Blue	3P+⊕	9	489139	1	
	230V	88 x 100	Blue	3P+N+⊕	9	489149	1	
	400V	65 x 83	Red	2P+⊕	9	489129	1	
	400V	65 x 83	Red	3P+⊕	6	489136	10	
	400V	88 x 100	Red	3P+N+⊕	6	489146	10	
	32	110V	88 x 100	Yellow	2P+⊕	4	489224	1
		110V	88 x 100	Yellow	3P+⊕	4	489234	1
		110V	88 x 100	Yellow	3P+N+⊕	4	489244	1
		230V	88 x 100	Blue	2P+⊕	6	489226	5
		230V	88 x 100	Blue	3P+⊕	9	489239	1
		230V	88 x 100	Blue	3P+N+⊕	9	489249	1
		400V	88 x 100	Red	2P+⊕	9	489229	1
400V		88 x 100	Red	3P+⊕	6	489236	5	
400V		88 x 100	Red	3P+N+⊕	6	489246	5	
380/440V		88 x 100	Red	3P+⊕	3	489233	1	

Features: 1 auxiliary contact for plug inserted signal can be fitted; flanges reinforced with ribs.


Technical accessories:



**15° angled
flush-mounted** socket-outlets
50-60Hz **IP66/IP67**

Rated current (A)	Rated voltage	Flange dimensions (mm)	Voltage colour	Poles	h ref.	Palazzoli code	Pack Qty
63	230V	100x100	Blue	2P+⊕	6	489326	2
	400V	100x100	Red	3P+⊕	6	489336	2
	400V	100x100	Red	3P+N+⊕	6	489346	2

Technical accessories:





Flange for mounting a **fixed flush-mounted socket** on a distribution board **extra low voltage IP66/IP67**

Flange dimensions (mm)	Mountable sockets	Fixing holes spacing (mm)	Palazzoli code	Pack Qty
88x100	extra low voltage CEE	41x41	579849	1

Equipment included: bag with 4 stainless steel screws for fixing the socket.

Technical accessories:



Flange for mounting one **50x50 international domestic socket** in a distribution board **IP54**

Flange dimensions (mm)	Mountable sockets	Fixing holes spacing (mm)	Palazzoli code	Pack Qty
65x83	panel-mounted with flange 50x50	38x38	579848	1

Equipment included: bag with 4 stainless steel screws for fixing the socket.



Flush-mounted **international domestic sockets** dimensions 50x50 **IP54**

Rated current (A)	Rated voltage (V)	Standard	Flange dimensions (mm)	Nation	Palazzoli code	Pack Qty
16	250	DIN49440	50x50	Germany	579845	10
16	250	DIN49440	50x50	Ita/Pol/Hun	579830	10
13	250	BS1363	50x50	United Kingdom	579831	10
16	250	CEE 7/V	50x50	Bel/Fra/Czech Rep.	579832	10

Features: code 579830 with protected receptacles.




Schuko bivalent domestic socket P17/P30 with cap for mounting on a distribution board **IP66**

Description	Flange dimensions (mm)	Pitch	Type	Palazzoli code	Pack Qty
flange with domestic socket 2P+⊕ 10/16A 230V	65 x 83	19	P17/P30	579840	5

Notes: code 579840 is obtained from code 579847 + code 630052.

Technical accessories:



Universal cap for mounting **domoTER** domestic sockets in a distribution board **IP66**


Flange dimensions (mm)	No. of installable modules	Palazzoli code	Pack Qty
65 x 83	2	579847	10




Watertight cap for **plugged-in plug** for mounting **domoTER** sockets in a distribution board **IP66**

Flange dimensions (mm)	No. of installable modules	Palazzoli code	Pack Qty
65 x 83	2	579860	1

Technical accessories:



Recommended use of cap 579860 with topTER distribution boards





Distribution boards with transparent window for the installation of topTER devices IP66

Shape	Installable sockets	Max no. with flange 65x83	Max no. with flange 88x100	Power dissipation (W)	Palazzoli code	Pack Qty
5 modules		2	2	22	579822	1
5 modules		3	3	22	579823	1
10 modules		4	4	40	579824	1
16 modules		6	6	56	579826	1
22 modules		8	8	70	579828	1

Equipment included: DIN rail kit with adjustable supports. Cable clips. Screw cover caps for double insulation. Module cover layouts. Stainless steel screws for mounting the sockets. Finishing frames for compact sockets. Hinge kit for door opening.
No. 1 closing flange, code 579824
No. 2 closing flanges, code 579826
No. 2 closing flanges, code 579828
Features: padlockable modular door. Suitable for horizontal and vertical assembly. Suitable for temporary mounting.
Notes: 16A 3P+N+⊕ to 32A 3P+N+⊕ sockets can be mounted only in the lower compartment of the distribution board.

Technical accessories:



Distribution boards with transparent window for the installation of topTER devices and one 63A socket IP66

Shape	Installable sockets	Max no. with flange 65x83	Max no. with flange 88x100	Max no. with flange 100x100	Power dissipation (W)	Palazzoli code	Pack Qty
10 modules		3	2	1	40	579863	1
16 modules		5	4	2	56	579865	1

Equipment included: DIN rail kit with adjustable supports, cable holders, screw cover caps for double insulation, module covers, hinge kit for door opening. Stainless steel screws for mounting the sockets. Finishing frames for compact sockets. No. 1 closing flange, code 579865
Features: padlockable modular door. Suitable for horizontal and vertical assembly. Suitable to temporary mounting.
Notes: 16A 3P+N+⊕ to 32A 3P+N+⊕ sockets can be mounted only in the lower compartment of the distribution board. Other combinations on page 142.

Technical accessories:



DIN rail kit for topTER distribution boards

No. of DIN modules	For distribution boards, code	Palazzoli code	Pack Qty
10	579742 - 579824	579852	1
16	579743 - 579826	579853	1
22	579744 - 579828	579854	1

Equipment included: adjustable supports, 2 cable holders and fixing screws.
Features: allows DIN modules to be mounted behind the socket holding compartments.



Back boxes
for wall-mounting
of topTER devices
IP66/IP67

Entry type	Dimensions (mm)	For flange with dimensions	Palazzoli code	Pack Qty
M25	84 x 100	65 x 83	579750	1
M25	106 x 128	88 x 100	579751	1

Equipment included: cable gland. Stainless steel screws for mounting the sockets. Finishing frames for compact sockets.



Back boxes
for wall-mounting
of 2 topTER devices
IP55

Dimensions (mm)	Total installable devices	Max no. with flange 65x83	Max no. with flange 88x100	Palazzoli code	Pack Qty
103x206	2	2	1	579702	1

Equipment included: stainless steel screws for mounting the sockets. Finishing frames for compact sockets.



Back boxes
for wall-mounting
of 3 topTER devices
IP55

Dimensions (mm)	Total installable devices	Max no. with flange 65x83	Max no. with flange 88x100	Palazzoli code	Pack Qty
116x291	3	3	1	579703	1

Equipment included: stainless steel screws for mounting the sockets. Finishing frames for compact sockets.

Technical accessories:



page 163



Closing flange
for topTER distribution boards
IP66/IP67

Flange dimensions (mm)	Palazzoli code	Pack Qty
65x83	579843	1
88x100	579842	1


Uses: allows closing off the seats of unused sockets.



Equipotential bars
for earth connection

No. of holes	Connection Type	Palazzoli code	Pack Qty
4	M5 screws for wire ends up to 25mm ²	579013	1
10		579014	1

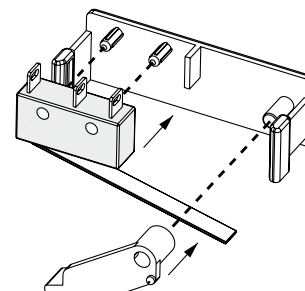
Equipment included: connection screws and fixing brackets.



Auxiliary contact NO+NC
for plug inserted signal

For sockets	Palazzoli code	Pack Qty
topTER fixed and interlocked socket-outlets	579850	1

Equipment included: adaptor for mounting on fixed sockets.





Module covers

No. of DIN modules	For distribution boards	Palazzoli code	Pack Qty
2	topTER, PRIMA, ULYSSE, TAIS and TAIS CUBE	579904	20

Uses: allows unused modules, to be covered to achieve the IP40 protection rating.



Coupling fitting
with Pg threading
for topTER distribution boards
IP66

Pg	Mounting hole (mm)	For cable Ø (mm)	Palazzoli code	Pack Qty
21	29	21	580250	1



Transportation handles

For distribution boards	Palazzoli code	Pack Qty
all distribution boards	579011	1



Pair of stainless steel plates
for wall-mounting of topTER
and PRIMA distribution boards

For distribution boards	Palazzoli code	Pack Qty
topTER and PRIMA	579012	10



Universal support
for topTER, PRIMA
and Energy Go
distribution boards

For distribution boards	Palazzoli code	Pack Qty
width 239 mm and above	570010	1

COMPACT PANEL-MOUNTED SOCKETS



15° angled fixed socket-outlets
for flush-mounting
with mini-flange
50-60Hz **IP44**

Rated current (A)	Rated voltage	Flange dimensions (mm)	Voltage colour	Poles	h ref.	Palazzoli code	Pack Qty
16	110V	60 x 60	Yellow	2P+⊕	4	488114	10
	230V	60 x 60	Blue	2P+⊕	6	488116	10



15° angled
wall-mounted **socket-outlets**
50-60Hz **IP44**

Rated current (A)	Rated voltage	Voltage colour	Poles	h ref.	Palazzoli code	Pack Qty
16 M25 entry	110V	Yellow	2P+⊕	4	438124	1
	230V	Blue	2P+⊕	6	438126	1
	400V	Red	3P+⊕	6	438136	1
	400V	Red	3P+N+⊕	6	438146	1
32 M25 entry	110V	Yellow	2P+⊕	4	438224	1
	230V	Blue	2P+⊕	6	438226	1
	400V	Red	3P+⊕	6	438236	1
	400V	Red	3P+N+⊕	6	438246	1

Equipment included: stepped gland.



90° angled
wall-mounted
fixed socket-outlets
50-60Hz **IP44**

Rated current (A)	Rated voltage	Voltage colour	Poles	h ref.	Palazzoli code	Pack Qty
16 M25 entry	110V	Yellow	2P+⊕	4	508124	1
	230V	Blue	2P+⊕	6	508126	1
	400V	Red	3P+⊕	6	508136	1
	400V	Red	3P+N+⊕	6	508146	1
32 M25 entry	110V	Yellow	2P+⊕	4	508224	1
	230V	Blue	2P+⊕	6	508226	1
	400V	Red	3P+⊕	6	508236	1
	400V	Red	3P+N+⊕	6	508246	1

Equipment included: stepped gland.

Features: codes 508124 and 508126 with M20 entry.




15° angled
wall-mounted **socket-outlets**
50-60Hz **IP66/IP67**

Rated current (A)	Rated voltage	Voltage colour	Poles	h ref.	Palazzoli code	Pack Qty
16 M25 entry	110V	Yellow	2P+⊕	4	439124	1
	230V	Blue	2P+⊕	6	439126	1
	400V	Red	3P+⊕	6	439136	1
	400V	Red	3P+N+⊕	6	439146	1
32 M25 entry	110V	Yellow	2P+⊕	4	439224	1
	230V	Blue	2P+⊕	6	439226	1
	400V	Red	3P+⊕	6	439236	1
	400V	Red	3P+N+⊕	6	439246	1
	380/440V	Red	3P+⊕	3	439233	1

Equipment included: cable gland.

Technical accessories:



90° angled
wall-mounted
fixed socket-outlets
50-60Hz **IP67**

Rated current (A)	Rated voltage	Voltage colour	Poles	h ref.	Palazzoli code	Pack Qty
16 M25 entry	110V	Yellow	2P+⊕	4	509124	1
	230V	Blue	2P+⊕	6	509126	1
	400V	Red	3P+⊕	6	509136	1
	400V	Red	3P+N+⊕	6	509146	1
32 M25 entry	110V	Yellow	2P+⊕	4	509224	1
	230V	Blue	2P+⊕	6	509226	1
	400V	Red	3P+⊕	6	509236	1
	400V	Red	3P+N+⊕	6	509246	1
	380/440V	Red	3P+⊕	3	509233	1
63 M40 entry	230V	Blue	2P+⊕	6	509326	1
	400V	Red	3P+⊕	6	509336	1
	400V	Red	3P+N+⊕	6	509346	1

Equipment included: cable gland.

Features: 63A socket-outlets are equipped with a double additional entry from the bottom, type M32.

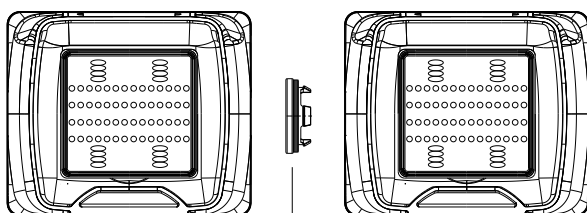


The small domoTER units are a complete range of control devices, sockets and signalling devices. The range consists of devices designed for insertion in protected and watertight boxes with one to three seats. Using suitable technical accessories, domoTER can be mounted on DIN rails and in distribution boards of the topTER series.

Compliance with standards	IEC EN 60669-1 IEC 23-50
Material	Thermoplastic
Protection rating (IP according to IEC/EN 60529)	IP40 - IP55 (boxes) IP66 plugged-in (caps)
Colour	RAL7035
Resistance to abnormal heat and fire ("Glow wire" according to IEC/EN 60695-2-10)	850°C (insert) 650°C (enclosure)
Flammability rating (according to UL94)	V2 (insert) HB (enclosure)
Impact resistance (IK rating according to IEC/EN 62262)	IK08
Insulation class	II □
Storage temperature	-30°C - +70°C
Operating temperature	-15°C - +50°C



USE OF ACCESSORIES



Quick coupling
code 658529



Wall-mounted boxes
for domoTER devices
IP40

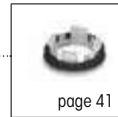
Dimensions (mm)	No. of installable modules	Palazzoli code	Pack Qty
76x82x58	1	630001	36
98x82x58	2	630002	36
120x82x58	3	630003	24



Wall-mounted boxes
for domoTER devices
IP55

Dimensions (mm)	No. of installable modules	Palazzoli code	Pack Qty
76x82x58	1	630011	30
98x82x58	2	630012	30
120x82x58	3	630013	24

Technical accessories:



page 41



Universal cap
for mounting **domoTER**
domestic sockets
IP66


Flange dimensions (mm)	No. of installable modules	Palazzoli code	Pack Qty
65 x 83	2	579847	10



Watertight cap
for **plugged-in**
use of mounting
domoTER sockets
IP66

Flange dimensions (mm)	No. of installable modules	Palazzoli code	Pack Qty
65 x 83	2	579860	1

Technical accessories:



page 35



Support
for installing domoTER devices
on DIN rail

Width (mm)	No. of installable modules	Colour	Palazzoli code	Pack Qty
27 (1.5 DIN modules)	1	Grey RAL 7035	630021	20
52 (3 DIN modules)	2		630022	8



Domestic socket
Italian standard
bivalent P11/P17

Rated current (A)	Rated voltage	No. of poles	Type	No. of modules	Palazzoli code	Pack Qty
10/16	250V	2P+⊕	P11/P17	1	630050	20

Features: shuttered receptacles.



Domestic socket
British standard

Rated current (A)	Rated voltage	No. of poles	No. of modules	Palazzoli code	Pack Qty
13	250V	2P+⊕	2	630056	8



Schuko domestic socket
Italian/German standard
bivalent P17/P30

Rated current (A)	Rated voltage	No. of poles	Type	No. of modules	Palazzoli code	Pack Qty
10/16	250V	2P+⊕	P17/P30	2	630052	8

Features: shuttered receptacles.



Domestic socket
French standard

Rated current (A)	Rated voltage	No. of poles	No. of modules	Palazzoli code	Pack Qty
16	250V	2P+⊕	2	630055	8



Schuko domestic socket
Italian/German standard
P30

Rated current (A)	Rated voltage	No. of poles	Type	No. of modules	Palazzoli code	Pack Qty
16	250V	2P+⊕	P30	2	630051	8

Features: shuttered receptacles.



Red Schuko domestic socket
Italian/German standard
P30

Rated current (A)	Rated voltage	No. of poles	Type	No. of modules	Palazzoli code	Pack Qty
16	250V	2P+⊕	P30	2	630053	8

Features: shuttered receptacles.



Multifunction device
1P or 2P switch
1P two-way switch
NO/NC button
16A 250V

Function (mm)	No. of modules	Palazzoli code	Pack Qty
1P or 2P switch, NO 1P button or 1P two-way switch, 1P NC button	1	630030	20

Complementary products: warning lamp code 630091.

Features: the code 630030 is realised in the "NO button" configuration.

To obtain the switch and two-way switch schemes, remove the spring located underneath the key with a screwdriver and perform the wiring according to the schemes here below.



Red Schuko domestic socket
Italian/German standard bivalent
P17/P30

Rated current (A)	Rated voltage	No. of poles	Type	No. of modules	Palazzoli code	Pack Qty
10/16	250V	2P+⊕	P17/P30	2	630054	8

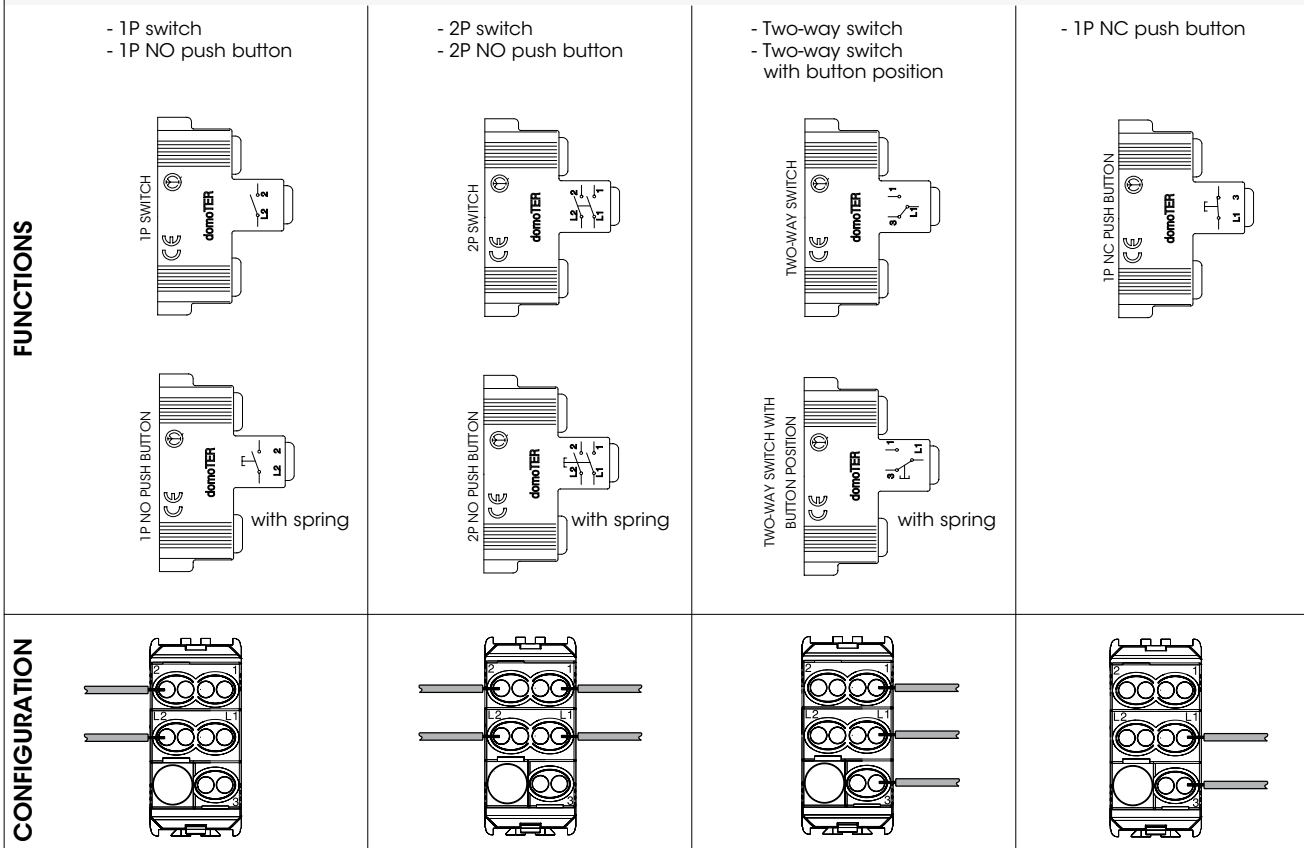
Features: shuttered receptacles.



Intermediate switch
16A 250V

No. of poles	No. of modules	Palazzoli code	Pack Qty
1	1	630031	20

DIAGRAM FOR MULTIFUNCTION DEVICE USE





TV sockets

Standard	No. of modules	Palazzoli code	Pack Qty
TV 9.5 mm final	1	630070	20
TV 9.5 mm through/final	1	630071	20



Rj data sockets

Description	No. of modules	Palazzoli code	Pack Qty
RJ12 6/6 contacts	1	630080	20
RJ45 category 5E	1	630081	20
RJ45 category 6	1	630082	20



USB socket

Description	No. of modules	Palazzoli code	Pack Qty
USB 5V 1A power supply	1	630085	4



Fuse holder
5x20 mm 10A max

Fuse type	No. of modules	Rated current max (A)	Palazzoli code	Pack Qty
5x20mm	1	10A	630035	20



MCB
1P+N C16A Pdl 3kA

Rated current (A)	No. of modules	Palazzoli code	Pack Qty
16	1	630036	20



Signalling lamps
230V - 50/60Hz

Diffuser colour	No. of modules	Palazzoli code	Pack Qty
white	1	630040	20
red	1	630041	20
green	1	630042	20



Closing cap

Description	No. of modules	Palazzoli code	Pack Qty
closing cap	1	630090	100



230V warning lamp
with 100mm cable

No. of modules	Palazzoli code	Pack Qty
1	630091	200

Features: it can be inserted in the multifunction device code 630030 and can be used as a spare part in the domoTER signalling lamps.



Quick coupling
for domoTER boxes

Inner diameter (mm)	Fixing	Palazzoli code	Pack Qty
20	snap	658529	1

Equipment included: with gasket.

Uses: allows to realise multiple box compositions.

X-CEE





X-CEE

The high thickness of the enclosure and the quality of the technopolymer guarantee safe use in the harshest environments



Simplicity is found in the smart cable gland that makes the X-CEE suitable for all types of cables, with a versatility that is unique on the market. It is easily clampable, thanks to the ability to tighten the cable with a screwdriver. The slot of the cable gland can also be used as a hook for suspension.

The comfort grip provides a comfortable and secure grip even with gloves. An anti-slip coating on the safety ring facilitates the operation of the switch even in the presence of oil. The smooth shape of the handle prevents liquids from stagnating.




Indirect clamping HD terminals are standard throughout the range. They guarantee the integrity of the cables for an even passage of current and prevent overheating and cable breakage.

The X-CEE series is perfectly compatible with the TAIS series. This feature significantly facilitates the integration of Palazzoli's installations with convenience.

Suitable for field plants, building sites, major events, markets, amusement areas, cultural events, exhibition centres, public places, quarries, mines, agricultural and food industry, marinas, commercial ports and shipyards, in external embedded boxes, distribution boards, mobile distribution boards, automation boards.



Up to **2,436** customised solutions can be realised



Examples of combinations

Straight wall-mounted inlet



Angled wall-mounted socket



page 50

Straight rotoswitched socket



65° rotoswitched socket



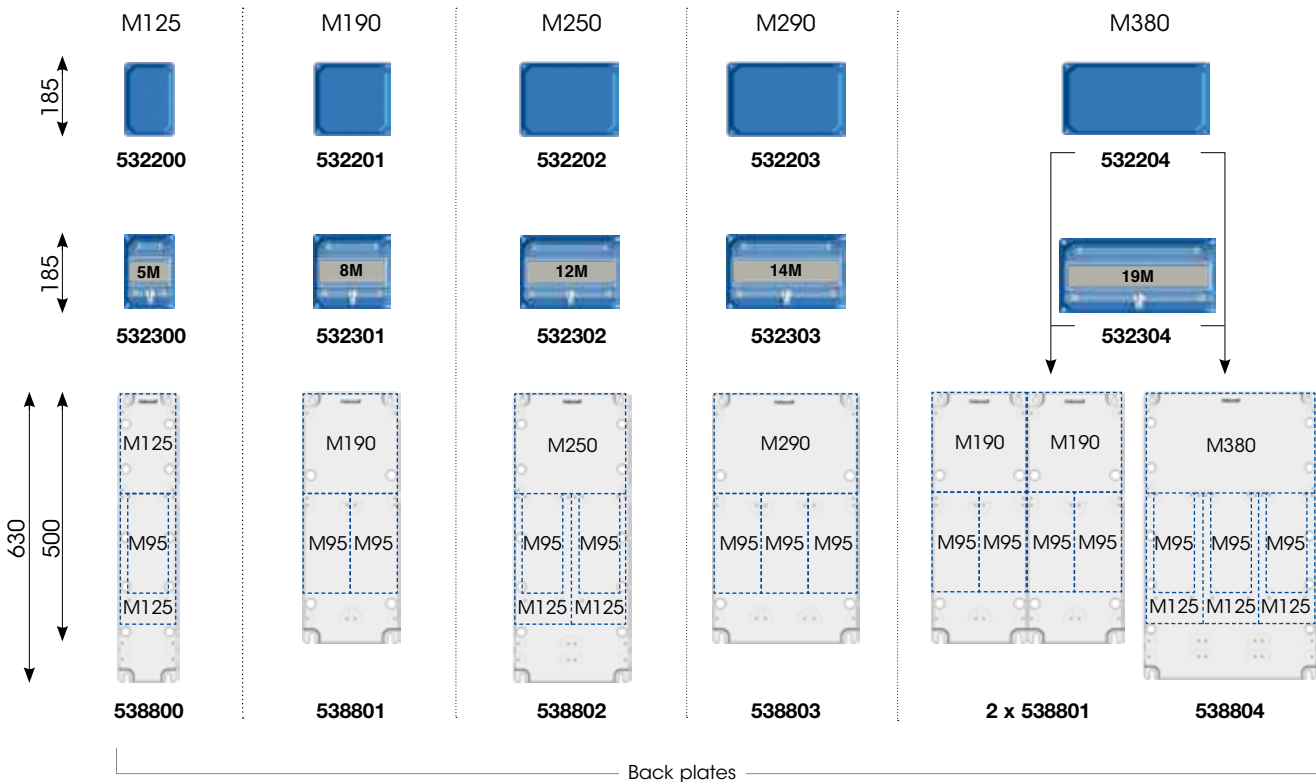
page 89

Two straight wall-mounted sockets





Rated current (A)	Rated voltage	Poles	Wall-mounted single gang boxes		Wall-mounted double gang boxes		65° wall-mounted boxes		TAIS switched interlocked sockets			
			M95	M125	M95	M125	M95	M125	M95 direct	M125 direct	M95 fuse-holder	M125 fuse-holder
16	230V	2P+⊕	532101		532121		532131		470126		472620	
	400V	3P+⊕							470136		472730	
		3P+N+⊕							470146		472830	
32	230V	2P+⊕							469226		468226	
	400V	3P+⊕							469236		468236	
		3P+N+⊕										
63	400V	3P+⊕	532102		532122			532132		470246		472831
		3P+N+⊕								470336		472732
										470346		472832



Examples of combinations





Safety performance industrial plugs and sockets according to IEC/EN 60309-1 and IEC/EN 60309-2. The quality of the materials, the terminals with cage clamps throughout the range, the broad entry cable clamping, the total protection rating, the resistance to impacts and crushing make this range suitable for use in the harshest environments. The range offers maximum ease of use, with details such as easy cable coupling, the possibility of use in suspension, the absence of screws to fix the grips and ergonomic shapes. The versions that are not directly available with a catalogue code can be realised by simply combining the plug insert with the grip or flange to obtain the desired configuration.

Protection ratings:

IP6X	protected against access to hazardous parts and fully protected against dust
IPX6	protected against powerful water jets
IPX7	protected against the effects of temporary immersion (1 m - 30 min)
IPX8	protected against the effects of continuous immersion (1 m - 60 min)
IPX9	protected against high temperature and high pressure jets

Cable features:

Rated current (A)	Poles	Entry cable diameter (mm)	Cable cross-section range (mm ²)
16	2P+⊕	6.3 - 18	1 - 10
	3P+⊕		
	3P+N+⊕	9 - 23	
32	2P+⊕	9 - 23	1 - 10
	3P+⊕	13 - 27	
	3P+N+⊕		
63	2P+⊕	14 - 36	6 - 25
	3P+⊕		
	3P+N+⊕		
125	2P+⊕	16 - 50	16 - 70
	3P+⊕		
	3P+N+⊕		

Compliance with standards	IEC/EN 60309-1 IEC/EN 60309-2
Casing material	Reinforced technopolymer
Protection rating (IP according to IEC/EN 60529)	IP66/IP67/IP68/IP69
Colour	Grey RAL 7046 Blue RAL 5015
Material of pins and receptacles	Solid nickel-plated brass
Resistance to abnormal heat and fire ("Glow wire" according to IEC/EN 60695-2-10)	960°C (wire terminal block) 850°C (casings)
Flammability rating (according to UL94)	V0 (wire terminal block) V2 (casings)
Impact resistance (IK grade according to IEC/EN 62262)	IK10
Resistance to crushing	> 500Kg
Rated current	16A - 32A - 63A - 125A
Operating Voltage	50V - 690V (1000V on request)
Operating frequency	50Hz - 500Hz and CC
Insulation voltage	690V
Pilot Contact	63A and 125A plugs and socket-outlets
Storage temperature	-50°C - +90°C
Operating temperature	-40°C - +60°C



Resistance to chemical agents

WATER	SALINE SOLUTION	ACIDS		BASES		SOLVENTS			
		CONCENTRATED	DILUTED	CONCENTRATED	DILUTED	ALCOHOL	ACETONE	PERCHLORO-ETHYLENE	BENZENE
↑	↑	→	→	↑	↑	↑	↑	↑	↓
OILS		FATS		AMMONIA	OXIDISERS	INORGANIC SALTS	GASOLINE	DETERGENTS	U.V. RAYS
MINERAL	VEGETABLE	ANIMAL	SYNTHETIC						
↑	↑	↑	↑	↑	→	↑	↑	↑	↑

Legend: ↑ high resistance → partial resistance ↓ low resistance



Plugs
50-60Hz
IP66/IP67/IP68/IP69

Rated current (A)	Rated voltage	Voltage colour	Poles	h ref.	Palazzoli code	Pack Qty
16	110V	Yellow	2P+⊕	4	760124	1
	110V	Yellow	3P+⊕	4	760134	1
	110V	Yellow	3P+N+⊕	4	760144	1
	230V	Blue	2P+⊕	6	760126	10
	230V	Blue	3P+⊕	9	760139	1
	230V	Blue	3P+N+⊕	9	760149	1
	400V	Red	2P+⊕	9	760129	1
	400V	Red	3P+⊕	6	760136	10
	400V	Red	3P+N+⊕	6	760146	10
	500V	Black	3P+⊕	7	760137	1
32	500V	Black	3P+N+⊕	7	760147	1
	110V	Yellow	2P+⊕	4	760224	1
	110V	Yellow	3P+⊕	4	760234	1
	110V	Yellow	3P+N+⊕	4	760244	1
	230V	Blue	2P+⊕	6	760226	1
	230V	Blue	3P+⊕	9	760239	1
	230V	Blue	3P+N+⊕	9	760249	1
	400V	Red	2P+⊕	9	760229	1
	400V	Red	3P+⊕	6	760236	5
	400V	Red	3P+N+⊕	6	760246	5
63	500V	Black	3P+⊕	7	760237	1
	500V	Black	3P+N+⊕	7	760247	1
	380-440V	Red	3P+⊕	3	760233	1
	110V	Yellow	2P+⊕	4	760324	1
	110V	Yellow	3P+⊕	4	760334	1
	110V	Yellow	3P+N+⊕	4	760344	1
	230V	Blue	2P+⊕	6	760326	1
	230V	Blue	3P+⊕	9	760339	1
	230V	Blue	3P+N+⊕	9	760349	1
	400V	Red	2P+⊕	9	760329	1
125	400V	Red	3P+⊕	6	760336	1
	400V	Red	3P+N+⊕	6	760346	1
	500V	Black	3P+⊕	7	760337	1
	500V	Black	3P+N+⊕	7	760347	1
	110V	Yellow	3P+⊕	4	760434	1
	110V	Yellow	3P+N+⊕	4	760444	1
	230V	Blue	3P+⊕	9	760439	1
	230V	Blue	3P+N+⊕	9	760449	1
	400V	Red	3P+⊕	6	760436	1
	400V	Red	3P+N+⊕	6	760446	1
500V	Black	3P+⊕	7	760437	1	
500V	Black	3P+N+⊕	7	760447	1	

Features: the plugs are designed to allow for padlocking, either in a stand-alone fashion or connected to sockets. The padlock must have a min. shackle width of 10.5 mm, a height of 32 mm and a max. wire Ø of 3.5 mm.



Caps for IEC EN 60309-2 industrial plugs
IP67

Rated current (A)	Poles	Palazzoli code	Pack Qty
16A	2P+ ⊕	476903	1
	3P+ ⊕	476913	1
	3P+N+ ⊕	476923	10
32A	2P+ ⊕ / 3P+ ⊕	476905	10
	3P+N+ ⊕	476925	10
63A	2P+ ⊕ / 3P+ ⊕ / 3P+N+ ⊕	476907	1
125A	2P+ ⊕ / 3P+ ⊕ / 3P+N+ ⊕	476909	1

Features: ensures the IP67 protection rating when the plug is not in use.



Straight panel-mounted inlets
50-60Hz
IP66/IP67/IP68/IP69

Rated current (A)	Rated voltage	Flange dimensions (mm)	Voltage colour	Poles	h ref.	Palazzoli code	Pack Qty
16	110V	65x83	Yellow	2P+⊕	4	762124	1
	230V	65x83	Blue	2P+⊕	6	762126	1
	400V	65x83	Red	3P+⊕	6	762136	1
	400V	65x83	Red	3P+N+⊕	6	762146	1
32	110V	65x83	Yellow	2P+⊕	4	762224	1
	230V	65x83	Blue	2P+⊕	6	762226	1
	400V	65x83	Red	3P+⊕	6	762236	1
63	400V	100x108	Red	3P+N+⊕	6	762246	1
	400V	100x108	Red	3P+⊕	6	762336	1
	400V	100x108	Red	3P+N+⊕	6	762346	1
125	400V	114x114	Red	3P+⊕	6	762436	1
	400V	114x114	Red	3P+N+⊕	6	762446	1



20° angled panel-mounted inlets
50-60Hz
IP66/IP67/IP68/IP69

Rated current (A)	Rated voltage	Flange dimensions	Voltage colour	Poles	h ref.	Palazzoli code	Pack Qty
16	110V	65x83	Yellow	2P+⊕	4	763124	1
	230V	65x83	Blue	2P+⊕	6	763126	1
	400V	65x83	Red	3P+⊕	6	763136	1
	400V	65x83	Red	3P+N+⊕	6	763146	1
32	110V	65x83	Yellow	2P+⊕	4	763224	1
	230V	65x83	Blue	2P+⊕	6	763226	1
	400V	65x83	Red	3P+⊕	6	763236	1
63	400V	100x108	Red	3P+N+⊕	6	763246	1
	400V	100x108	Red	3P+⊕	6	763336	1
	400V	100x108	Red	3P+N+⊕	6	763346	1
125	400V	114x114	Red	3P+⊕	6	763436	1
	400V	114x114	Red	3P+N+⊕	6	763446	1



65° angled wall-mounted inlets
50-60Hz
IP66/IP67/IP68/IP69

Rated current (A)	Rated voltage	Voltage colour	Poles	h ref.	Palazzoli code	Pack Qty
16	110V	Yellow	2P+⊕	4	766124	1
	230V	Blue	2P+⊕	6	766126	1
	400V	Red	3P+⊕	6	766136	1
	400V	Red	3P+N+⊕	6	766146	1
32	110V	Yellow	2P+⊕	4	766224	1
	230V	Blue	2P+⊕	6	766226	1
	400V	Red	3P+⊕	6	766236	1
63	400V	Red	3P+N+⊕	6	766246	1
	400V	Red	3P+⊕	6	766336	1
	400V	Red	3P+N+⊕	6	766346	1
125	400V	Red	3P+⊕	6	766436	1
	400V	Red	3P+N+⊕	6	766446	1

Common features: the plugs are designed to allow for padlocking, either in a stand-alone fashion or connected to sockets. The padlock must have a min. shackle width of 10.5 mm, a height of 32 mm and a max. wire Ø of 3.5 mm.



Inlets
IP66/IP67/IP68/IP69

Rated current (A)	Frequency	Rated voltage	Voltage colour	Poles	h ref.	Palazzoli code	Pack Qty
16	50-60Hz	110V	●	2P+⊕	4	769124	1
	50-60Hz	110V	●	3P+⊕	4	769134	1
	50-60Hz	110V	●	3P+N+⊕	4	769144	1
	50-60Hz	220V	●	2P+⊕	6	769126	1
	50-60Hz	220V	●	3P+⊕	9	769139	1
	50-60Hz	220V	●	3P+N+⊕	9	769149	1
	50-60Hz	400V	●	2P+⊕	9	769129	1
	50-60Hz	400V	●	3P+⊕	6	769136	1
	50-60Hz	400V	●	3P+N+⊕	6	769146	1
	50-60Hz	500V	●	2P+⊕	7	769127	1
	50-60Hz	500V	●	3P+⊕	7	769137	1
	50-60Hz	500V	●	3P+N+⊕	7	769147	1
	50-60Hz	690V	●	3P+⊕	5	769135	1
	50-60Hz	690V	●	3P+N+⊕	5	769145	1
	DC	>250V	●	2P+⊕	8	769121	1
	100-300Hz	>50V	●	2P+⊕	10	769120	1
	100-300Hz	>50V	●	3P+⊕	10	769130	1
	100-300Hz	>50V	●	3P+N+⊕	10	769140	1
	60Hz	440-460V	●	3P+⊕	11	769131	1
	60Hz	440-460V	●	3P+N+⊕	11	769141	1
	50-60Hz	>50V	●	2P+⊕	12	769128	1
	50-60Hz	>50V	●	3P+⊕	12	769138	1
	300-500Hz	>50V	●	2P+⊕	2	769122	1
	300-500Hz	>50V	●	3P+⊕	2	769132	1
	300-500Hz	>50V	●	3P+N+⊕	2	769142	1
	DC	>50-250V	●	2P+⊕	3	769123	1
	50-60Hz	380-440V	●	3P+⊕	3	769133	1
	50-60Hz	380-440V	●	3P+N+⊕	3	769143	1
	50-60Hz	110V	●	2P+⊕	4	769224	1
	50-60Hz	110V	●	3P+⊕	4	769234	1
	50-60Hz	110V	●	3P+N+⊕	4	769244	1
	50-60Hz	220V	●	2P+⊕	6	769226	1
50-60Hz	220V	●	3P+⊕	9	769239	1	
50-60Hz	220V	●	3P+N+⊕	9	769249	1	
50-60Hz	400V	●	2P+⊕	9	769229	1	
50-60Hz	400V	●	3P+⊕	6	769236	1	
50-60Hz	400V	●	3P+N+⊕	6	769246	1	
50-60Hz	500V	●	2P+⊕	7	769227	1	
50-60Hz	500V	●	3P+⊕	7	769237	1	
50-60Hz	500V	●	3P+N+⊕	7	769247	1	
50-60Hz	690V	●	3P+⊕	5	769235	1	
50-60Hz	690V	●	3P+N+⊕	5	769245	1	
DC	>250V	●	2P+⊕	8	769221	1	
100-300Hz	>50V	●	2P+⊕	10	769220	1	
100-300Hz	>50V	●	3P+⊕	10	769230	1	
100-300Hz	>50V	●	3P+N+⊕	10	769240	1	
60Hz	440-460V	●	3P+⊕	11	769231	1	
60Hz	440-460V	●	3P+N+⊕	11	769241	1	
50-60Hz	>50V	●	2P+⊕	12	769228	1	
50-60Hz	>50V	●	3P+⊕	12	769238	1	
300-500Hz	>50V	●	2P+⊕	2	769222	1	
300-500Hz	>50V	●	3P+⊕	2	769232	1	
300-500Hz	>50V	●	3P+N+⊕	2	769242	1	
DC	>50-250V	●	2P+⊕	3	769223	1	
50-60Hz	380-440V	●	3P+⊕	3	769233	1	
50-60Hz	380-440V	●	3P+N+⊕	3	769243	1	

Rated current (A)	Frequency	Rated voltage	Voltage colour	Poles	h ref.	Palazzoli code	Pack Qty
63	50-60Hz	110V	●	2P+⊕	4	769324	1
	50-60Hz	110V	●	3P+⊕	4	769334	1
	50-60Hz	110V	●	3P+N+⊕	4	769344	1
	50-60Hz	220V	●	2P+⊕	6	769326	1
	50-60Hz	220V	●	3P+⊕	9	769339	1
	50-60Hz	220V	●	3P+N+⊕	9	769349	1
	50-60Hz	400V	●	2P+⊕	9	769329	1
	50-60Hz	400V	●	3P+⊕	6	769336	1
	50-60Hz	400V	●	3P+N+⊕	6	769346	1
	50-60Hz	500V	●	2P+⊕	7	769327	1
	50-60Hz	500V	●	3P+⊕	7	769337	1
	50-60Hz	500V	●	3P+N+⊕	7	769347	1
	50-60Hz	690V	●	3P+⊕	5	769335	1
	50-60Hz	690V	●	3P+N+⊕	5	769345	1
	DC	>250V	●	2P+⊕	8	769321	1
	100-300Hz	>50V	●	2P+⊕	10	769320	1
	100-300Hz	>50V	●	3P+⊕	10	769330	1
	100-300Hz	>50V	●	3P+N+⊕	10	769340	1
	60Hz	440-460V	●	3P+⊕	11	769331	1
	60Hz	440-460V	●	3P+N+⊕	11	769341	1
	50-60Hz	>50V	●	2P+⊕	12	769328	1
	50-60Hz	>50V	●	3P+⊕	12	769338	1
	300-500Hz	>50V	●	2P+⊕	2	769322	1
	300-500Hz	>50V	●	3P+⊕	2	769332	1
	300-500Hz	>50V	●	3P+N+⊕	2	769342	1
	DC	>50-250V	●	2P+⊕	3	769323	1
	50-60Hz	380-440V	●	3P+⊕	3	769333	1
	50-60Hz	380-440V	●	3P+N+⊕	3	769343	1
	50-60Hz	110V	●	2P+⊕	4	769424	1
	50-60Hz	110V	●	3P+⊕	4	769434	1
	50-60Hz	110V	●	3P+N+⊕	4	769444	1
	50-60Hz	220V	●	2P+⊕	6	769426	1
50-60Hz	220V	●	3P+⊕	9	769439	1	
50-60Hz	220V	●	3P+N+⊕	9	769449	1	
50-60Hz	400V	●	2P+⊕	9	769429	1	
50-60Hz	400V	●	3P+⊕	6	769436	1	
50-60Hz	400V	●	3P+N+⊕	6	769446	1	
50-60Hz	500V	●	2P+⊕	7	769427	1	
50-60Hz	500V	●	3P+⊕	7	769437	1	
50-60Hz	500V	●	3P+N+⊕	7	769447	1	
50-60Hz	690V	●	3P+⊕	5	769435	1	
50-60Hz	690V	●	3P+N+⊕	5	769445	1	
DC	>250V	●	2P+⊕	8	769421	1	
100-300Hz	>50V	●	2P+⊕	10	769420	1	
100-300Hz	>50V	●	3P+⊕	10	769430	1	
100-300Hz	>50V	●	3P+N+⊕	10	769440	1	
60Hz	440-460V	●	3P+⊕	11	769431	1	
60Hz	440-460V	●	3P+N+⊕	11	769441	1	
50-60Hz	>50V	●	2P+⊕	12	769428	1	
50-60Hz	>50V	●	3P+⊕	12	769438	1	
300-500Hz	>50V	●	2P+⊕	2	769422	1	
300-500Hz	>50V	●	3P+⊕	2	769432	1	
300-500Hz	>50V	●	3P+N+⊕	2	769442	1	
DC	>50-250V	●	2P+⊕	3	769423	1	
50-60Hz	380-440V	●	3P+⊕	3	769433	1	
50-60Hz	380-440V	●	3P+N+⊕	3	769443	1	

Features: the plugs are designed to allow for padlocking, either in a stand-alone fashion or connected to sockets. The padlock must have a min. shackle width of 10.5 mm, a height of 32 mm and a max. wire Ø of 3.5 mm.



Couplers

50/60Hz
IP66/IP67/IP68/IP69

Rated current (A)	Rated voltage	Voltage colour	Poles	h ref.	Palazzoli code	Pack Qty
16	110V	●	2P+⊕	4	770124	1
	110V	●	3P+⊕	4	770134	1
	110V	●	3P+N+⊕	4	770144	1
	230V	●	2P+⊕	6	770126	10
	230V	●	3P+⊕	9	770139	1
	230V	●	3P+N+⊕	9	770149	1
	400V	●	2P+⊕	9	770129	1
	400V	●	3P+⊕	6	770136	10
	400V	●	3P+N+⊕	6	770146	10
	500V	●	3P+⊕	7	770137	1
	500V	●	3P+N+⊕	7	770147	1
	32	110V	●	2P+⊕	4	770224
110V		●	3P+⊕	4	770234	1
110V		●	3P+N+⊕	4	770244	1
230V		●	2P+⊕	6	770226	1
230V		●	3P+⊕	9	770239	1
230V		●	3P+N+⊕	9	770249	1
400V		●	2P+⊕	9	770229	1
400V		●	3P+⊕	6	770236	5
400V		●	3P+N+⊕	6	770246	5
500V		●	3P+⊕	7	770237	1
500V		●	3P+N+⊕	7	770247	1
380-440V		●	3P+⊕	3	770233	1
63	110V	●	2P+⊕	4	770324	1
	110V	●	3P+⊕	4	770334	1
	110V	●	3P+N+⊕	4	770344	1
	230V	●	2P+⊕	6	770326	1
	230V	●	3P+⊕	9	770339	1
	230V	●	3P+N+⊕	9	770349	1
	400V	●	2P+⊕	9	770329	1
	400V	●	3P+⊕	6	770336	1
	400V	●	3P+N+⊕	6	770346	1
	500V	●	3P+⊕	7	770337	1
	500V	●	3P+N+⊕	7	770347	1
	125	110V	●	3P+⊕	4	770434
110V		●	3P+N+⊕	4	770444	1
230V		●	3P+⊕	9	770439	1
230V		●	3P+N+⊕	9	770449	1
400V		●	3P+⊕	6	770436	1
400V		●	3P+N+⊕	6	770446	1
500V		●	3P+⊕	7	770437	1
500V	●	3P+N+⊕	7	770447	1	

Features: the sockets are designed to allow for padlocking, either in a stand-alone fashion or connected to plugs. The padlock must have a min. shackle width of 10.5 mm, a height of 32 mm and a max. wire Ø of 3.5 mm.



Couplers are also available in an interlocked version on page 89



Straight panel-mounted sockets

50/60Hz
IP66/IP67/IP68/IP69

Rated current (A)	Rated voltage	Flange dimensions (mm)	Voltage colour	Poles	h ref.	Palazzoli code	Pack Qty
16	110V	65x83	●	2P+⊕	4	772124	1
	110V	65x83	●	3P+⊕	4	772134	1
	110V	65x83	●	3P+N+⊕	4	772144	1
	230V	65x83	●	2P+⊕	6	772126	10
	230V	65x83	●	3P+⊕	9	772139	1
	230V	65x83	●	3P+N+⊕	9	772149	1
	400V	65x83	●	2P+⊕	9	772129	1
	400V	65x83	●	3P+⊕	6	772136	1
	400V	65x83	●	3P+N+⊕	6	772146	1
	500V	65x83	●	3P+⊕	7	772137	1
	500V	65x83	●	3P+N+⊕	7	772147	1
	32	110V	65x83	●	2P+⊕	4	772224
110V		65x83	●	3P+⊕	4	772234	1
110V		100x108	●	3P+N+⊕	4	772244	1
230V		65x83	●	2P+⊕	6	772226	1
230V		65x83	●	3P+⊕	9	772239	1
230V		100x108	●	3P+N+⊕	9	772249	1
400V		65x83	●	2P+⊕	9	772229	1
400V		65x83	●	3P+⊕	6	772236	1
400V		100x108	●	3P+N+⊕	6	772246	1
500V		65x83	●	3P+⊕	7	772237	1
500V		100x108	●	3P+N+⊕	7	772247	1
380-440V		65x83	●	3P+⊕	3	772233	1
63	110V	100x108	●	2P+⊕	4	772324	1
	110V	100x108	●	3P+⊕	4	772334	1
	110V	100x108	●	3P+N+⊕	4	772344	1
	230V	100x108	●	2P+⊕	6	772326	1
	230V	100x108	●	3P+⊕	9	772339	1
	230V	100x108	●	3P+N+⊕	9	772349	1
	400V	100x108	●	2P+⊕	9	772329	1
	400V	100x108	●	3P+⊕	6	772336	1
	400V	100x108	●	3P+N+⊕	6	772346	1
	500V	100x108	●	3P+⊕	7	772337	1
	500V	100x108	●	3P+N+⊕	7	772347	1
	125	110V	114x114	●	3P+⊕	4	772434
110V		114x114	●	3P+N+⊕	4	772444	1
230V		114x114	●	3P+⊕	9	772439	1
230V		114x114	●	3P+N+⊕	9	772449	1
400V		114x114	●	3P+⊕	6	772436	1
400V		114x114	●	3P+N+⊕	6	772446	1
500V		114x114	●	3P+⊕	7	772437	1
500V	114x114	●	3P+N+⊕	7	772447	1	

Features: the sockets are designed to allow for padlocking, either in a stand-alone fashion or connected to plugs. The padlock must have a min. shackle width of 10.5 mm, a height of 32 mm and a max. wire Ø of 3.5 mm.



Straight panel-mounted sockets are also available in an interlocked version on page 89



**20° angled
panel-mounted sockets**
50/60Hz
IP66/IP67/IP68/IP69

Rated current (A)	Rated voltage	Flange dimensions (mm)	Voltage colour	Poles	h ref.	Palazzoli code	Pack Qty
16	110V	65x83	Yellow	2P+⊕	4	773124	1
	110V	65x83	Yellow	3P+⊕	4	773134	1
	110V	65x83	Yellow	3P+N+⊕	4	773144	1
	230V	65x83	Blue	2P+⊕	6	773126	10
	230V	65x83	Blue	3P+⊕	9	773139	1
	230V	65x83	Blue	3P+N+⊕	9	773149	1
	400V	65x83	Red	2P+⊕	9	773129	1
	400V	65x83	Red	3P+⊕	6	773136	1
	400V	65x83	Red	3P+N+⊕	6	773146	1
	500V	65x83	Black	3P+⊕	7	773137	1
500V	65x83	Black	3P+N+⊕	7	773147	1	
32	110V	65x83	Yellow	2P+⊕	4	773224	1
	110V	65x83	Yellow	3P+⊕	4	773234	1
	110V	100x108	Yellow	3P+N+⊕	4	773244	1
	230V	65x83	Blue	2P+⊕	6	773226	1
	230V	65x83	Blue	3P+⊕	9	773239	1
	230V	100x108	Blue	3P+N+⊕	9	773249	1
	400V	65x83	Red	2P+⊕	9	773229	1
	400V	65x83	Red	3P+⊕	6	773236	1
	400V	100x108	Red	3P+N+⊕	6	773246	1
	500V	65x83	Black	3P+⊕	7	773237	1
500V	100x108	Black	3P+N+⊕	7	773247	1	
380-440V	65x83	Red	3P+⊕	3	773233	1	
63	110V	100x108	Yellow	2P+⊕	4	773324	1
	110V	100x108	Yellow	3P+⊕	4	773334	1
	110V	100x108	Yellow	3P+N+⊕	4	773344	1
	230V	100x108	Blue	2P+⊕	6	773326	1
	230V	100x108	Blue	3P+⊕	9	773339	1
	230V	100x108	Blue	3P+N+⊕	9	773349	1
	400V	100x108	Red	2P+⊕	9	773329	1
	400V	100x108	Red	3P+⊕	6	773336	1
	400V	100x108	Red	3P+N+⊕	6	773346	1
	500V	100x108	Black	3P+⊕	7	773337	1
500V	100x108	Black	3P+N+⊕	7	773347	1	
125	110V	114x114	Yellow	3P+⊕	4	773434	1
	110V	114x114	Yellow	3P+N+⊕	4	773444	1
	230V	114x114	Blue	3P+⊕	9	773439	1
	230V	114x114	Blue	3P+N+⊕	9	773449	1
	400V	114x114	Red	3P+⊕	6	773436	1
	400V	114x114	Red	3P+N+⊕	6	773446	1
	500V	114x114	Black	3P+⊕	7	773437	1
500V	114x114	Black	3P+N+⊕	7	773447	1	

Features: the sockets are designed to allow for padlocking, either in a stand-alone fashion or connected to plugs. The padlock must have a min. shackle width of 10.5 mm, a height of 32 mm and a max. wire Ø of 3.5 mm.



The 20° angled sockets are also available in an interlocked version on page 89



**65° angled
wall-mounted sockets**
50/60Hz
IP66/IP67/IP68/IP69

Rated current (A)	Rated voltage	Voltage colour	Poles	h ref.	Palazzoli code	Pack Qty
16	110V	Yellow	2P+⊕	4	776124	1
	110V	Yellow	3P+⊕	4	776134	1
	110V	Yellow	3P+N+⊕	4	776144	1
	230V	Blue	2P+⊕	6	776126	1
	230V	Blue	3P+⊕	9	776139	1
	230V	Blue	3P+N+⊕	9	776149	1
	400V	Red	2P+⊕	9	776129	1
	400V	Red	3P+⊕	6	776136	1
	400V	Red	3P+N+⊕	6	776146	1
	500V	Black	3P+⊕	7	776137	1
500V	Black	3P+N+⊕	7	776147	1	
32	110V	Yellow	2P+⊕	4	776224	1
	110V	Yellow	3P+⊕	4	776234	1
	110V	Yellow	3P+N+⊕	4	776244	1
	230V	Blue	2P+⊕	6	776226	1
	230V	Blue	3P+⊕	9	776239	1
	230V	Blue	3P+N+⊕	9	776249	1
	400V	Red	2P+⊕	9	776229	1
	400V	Red	3P+⊕	6	776236	1
	400V	Red	3P+N+⊕	6	776246	1
	500V	Black	3P+⊕	7	776237	1
500V	Black	3P+N+⊕	7	776247	1	
380-440V	Red	3P+⊕	3	776233	1	
63	110V	Yellow	2P+⊕	4	776324	1
	110V	Yellow	3P+⊕	4	776334	1
	110V	Yellow	3P+N+⊕	4	776344	1
	230V	Blue	2P+⊕	6	776326	1
	230V	Blue	3P+⊕	9	776339	1
	230V	Blue	3P+N+⊕	9	776349	1
	400V	Red	2P+⊕	9	776329	1
	400V	Red	3P+⊕	6	776336	1
	400V	Red	3P+N+⊕	6	776346	1
	500V	Black	3P+⊕	7	776337	1
500V	Black	3P+N+⊕	7	776347	1	
125	110V	Yellow	3P+⊕	4	776434	1
	110V	Yellow	3P+N+⊕	4	776444	1
	230V	Blue	3P+⊕	9	776439	1
	230V	Blue	3P+N+⊕	9	776449	1
	400V	Red	3P+⊕	6	776436	1
	400V	Red	3P+N+⊕	6	776446	1
	500V	Black	3P+⊕	7	776437	1
500V	Black	3P+N+⊕	7	776447	1	

Features: the sockets are designed to allow for padlocking, either in a stand-alone fashion or connected to plugs. The padlock must have a min. shackle width of 10.5 mm, a height of 32 mm and a max. wire Ø of 3.5 mm.



The wall-mounted 65° angled sockets are also available in an interlocked version on page 89



Sockets
IP66/IP67/IP68/IP69

Rated current (A)	Frequency	Rated voltage	Voltage colour	Poles	h ref.	Palazzoli code	Pack Qty
16	50-60Hz	110V	●	2P+⊕	4	779124	1
	50-60Hz	110V	●	3P+⊕	4	779134	1
	50-60Hz	110V	●	3P+N+⊕	4	779144	1
	50-60Hz	220V	●	2P+⊕	6	779126	1
	50-60Hz	220V	●	3P+⊕	9	779139	1
	50-60Hz	220V	●	3P+N+⊕	9	779149	1
	50-60Hz	400V	●	2P+⊕	9	779129	1
	50-60Hz	400V	●	3P+⊕	6	779136	1
	50-60Hz	400V	●	3P+N+⊕	6	779146	1
	50-60Hz	500V	●	2P+⊕	7	779127	1
	50-60Hz	500V	●	3P+⊕	7	779137	1
	50-60Hz	500V	●	3P+N+⊕	7	779147	1
	50-60Hz	690V	●	3P+⊕	5	779135	1
	50-60Hz	690V	●	3P+N+⊕	5	779145	1
	DC	>250V	●	2P+⊕	8	779121	1
	100-300Hz	>50V	●	2P+⊕	10	779120	1
	100-300Hz	>50V	●	3P+⊕	10	779130	1
	100-300Hz	>50V	●	3P+N+⊕	10	779140	1
	60Hz	440-460V	●	3P+⊕	11	779131	1
	60Hz	440-460V	●	3P+N+⊕	11	779141	1
	50-60Hz	>50V	●	2P+⊕	12	779128	1
	50-60Hz	>50V	●	3P+⊕	12	779138	1
	300-500Hz	>50V	●	2P+⊕	2	779122	1
	300-500Hz	>50V	●	3P+⊕	2	779132	1
	300-500Hz	>50V	●	3P+N+⊕	2	779142	1
	DC	>50-250V	●	2P+⊕	3	779123	1
	50-60Hz	380-440V	●	3P+⊕	3	779133	1
	50-60Hz	380-440V	●	3P+N+⊕	3	779143	1
	50-60Hz	110V	●	2P+⊕	4	779224	1
	50-60Hz	110V	●	3P+⊕	4	779234	1
	50-60Hz	110V	●	3P+N+⊕	4	779244	1
	50-60Hz	220V	●	2P+⊕	6	779226	1
50-60Hz	220V	●	3P+⊕	9	779239	1	
50-60Hz	220V	●	3P+N+⊕	9	779249	1	
50-60Hz	400V	●	2P+⊕	9	779229	1	
50-60Hz	400V	●	3P+⊕	6	779236	1	
50-60Hz	400V	●	3P+N+⊕	6	779246	1	
50-60Hz	500V	●	2P+⊕	7	779227	1	
50-60Hz	500V	●	3P+⊕	7	779237	1	
50-60Hz	500V	●	3P+N+⊕	7	779247	1	
50-60Hz	690V	●	3P+⊕	5	779235	1	
50-60Hz	690V	●	3P+N+⊕	5	779245	1	
DC	>250V	●	2P+⊕	8	779221	1	
100-300Hz	>50V	●	2P+⊕	10	779220	1	
100-300Hz	>50V	●	3P+⊕	10	779230	1	
100-300Hz	>50V	●	3P+N+⊕	10	779240	1	
60Hz	440-460V	●	3P+⊕	11	779231	1	
60Hz	440-460V	●	3P+N+⊕	11	779241	1	
50-60Hz	>50V	●	2P+⊕	12	779228	1	
50-60Hz	>50V	●	3P+⊕	12	779238	1	
300-500Hz	>50V	●	2P+⊕	2	779222	1	
300-500Hz	>50V	●	3P+⊕	2	779232	1	
300-500Hz	>50V	●	3P+N+⊕	2	779242	1	
DC	>50-250V	●	2P+⊕	3	779223	1	
50-60Hz	380-440V	●	3P+⊕	3	779233	1	
50-60Hz	380-440V	●	3P+N+⊕	3	779243	1	

Rated current (A)	Frequency	Rated voltage	Voltage colour	Poles	h ref.	Palazzoli code	Pack Qty
63	50-60Hz	110V	●	2P+⊕	4	779324	1
	50-60Hz	110V	●	3P+⊕	4	779334	1
	50-60Hz	110V	●	3P+N+⊕	4	779344	1
	50-60Hz	220V	●	2P+⊕	6	779326	1
	50-60Hz	220V	●	3P+⊕	9	779339	1
	50-60Hz	220V	●	3P+N+⊕	9	779349	1
	50-60Hz	400V	●	2P+⊕	9	779329	1
	50-60Hz	400V	●	3P+⊕	6	779336	1
	50-60Hz	400V	●	3P+N+⊕	6	779346	1
	50-60Hz	500V	●	2P+⊕	7	779327	1
	50-60Hz	500V	●	3P+⊕	7	779337	1
	50-60Hz	500V	●	3P+N+⊕	7	779347	1
	50-60Hz	690V	●	3P+⊕	5	779335	1
	50-60Hz	690V	●	3P+N+⊕	5	779345	1
	DC	>250V	●	2P+⊕	8	779321	1
	100-300Hz	>50V	●	2P+⊕	10	779320	1
	100-300Hz	>50V	●	3P+⊕	10	779330	1
	100-300Hz	>50V	●	3P+N+⊕	10	779340	1
	60Hz	440-460V	●	3P+⊕	11	779331	1
	60Hz	440-460V	●	3P+N+⊕	11	779341	1
	50-60Hz	>50V	●	2P+⊕	12	779328	1
	50-60Hz	>50V	●	3P+⊕	12	779338	1
	300-500Hz	>50V	●	2P+⊕	2	779322	1
	300-500Hz	>50V	●	3P+⊕	2	779332	1
	300-500Hz	>50V	●	3P+N+⊕	2	779342	1
	DC	>50-250V	●	2P+⊕	3	779323	1
	50-60Hz	380-440V	●	3P+⊕	3	779333	1
	50-60Hz	380-440V	●	3P+N+⊕	3	779343	1
	50-60Hz	110V	●	2P+⊕	4	779424	1
	50-60Hz	110V	●	3P+⊕	4	779434	1
	50-60Hz	110V	●	3P+N+⊕	4	779444	1
	50-60Hz	220V	●	2P+⊕	6	779426	1
50-60Hz	220V	●	3P+⊕	9	779439	1	
50-60Hz	220V	●	3P+N+⊕	9	779449	1	
50-60Hz	400V	●	2P+⊕	9	779429	1	
50-60Hz	400V	●	3P+⊕	6	779436	1	
50-60Hz	400V	●	3P+N+⊕	6	779446	1	
50-60Hz	500V	●	2P+⊕	7	779427	1	
50-60Hz	500V	●	3P+⊕	7	779437	1	
50-60Hz	500V	●	3P+N+⊕	7	779447	1	
50-60Hz	690V	●	3P+⊕	5	779435	1	
50-60Hz	690V	●	3P+N+⊕	5	779445	1	
DC	>250V	●	2P+⊕	8	779421	1	
100-300Hz	>50V	●	2P+⊕	10	779420	1	
100-300Hz	>50V	●	3P+⊕	10	779430	1	
100-300Hz	>50V	●	3P+N+⊕	10	779440	1	
60Hz	440-460V	●	3P+⊕	11	779431	1	
60Hz	440-460V	●	3P+N+⊕	11	779441	1	
50-60Hz	>50V	●	2P+⊕	12	779428	1	
50-60Hz	>50V	●	3P+⊕	12	779438	1	
300-500Hz	>50V	●	2P+⊕	2	779422	1	
300-500Hz	>50V	●	3P+⊕	2	779432	1	
300-500Hz	>50V	●	3P+N+⊕	2	779442	1	
DC	>50-250V	●	2P+⊕	3	779423	1	
50-60Hz	380-440V	●	3P+⊕	3	779433	1	
50-60Hz	380-440V	●	3P+N+⊕	3	779443	1	

Features: the sockets are designed to allow for padlocking, either in a stand-alone fashion or connected to plugs. The padlock must have a min. shackle width of 10.5 mm, a height of 32 mm and a max. wire Ø of 3.5 mm.



Handles
IP66/IP67/IP68/IP69

Rated current (A)	Poles	Entry cable diameter (mm)	Palazzoli code	Pack Qty
16	2P+⊕	6.3 - 18	419001	5
	3P+⊕	6.3 - 18	419002	5
	3P+N+⊕	9 - 23	419003	5
32	2P+⊕ / 3P+⊕	9 - 23	419004	5
	3P+N+⊕	13 - 27	419004	5
63	2P+⊕ / 3P+⊕ / 3P+N+⊕	14 - 36	419005	5
125	2P+⊕ / 3P+⊕ / 3P+N+⊕	16 - 50	419006	5



Straight panel-mounted flanges
IP66/IP67/IP68/IP69

Rated current (A)	Poles	Flange dimensions (mm)	Palazzoli code	Pack Qty
16	2P+⊕	65x83	419021	5
	3P+⊕	65x83	419022	5
	3P+N+⊕	65x83	419023	5
32	2P+⊕ / 3P+⊕	65x83	419024	5
	3P+N+⊕	100x108	419024	5
63	2P+⊕ / 3P+⊕ / 3P+N+⊕	100 x 108	419025	5
125	2P+⊕ / 3P+⊕ / 3P+N+⊕	114x114	419026	5



20° angled panel-mounted flanges
IP66/IP67/IP68/IP69

Rated current (A)	Poles	Flange dimensions (mm)	Palazzoli code	Pack Qty
16	2P+⊕	65x83	419031	5
	3P+⊕	65x83	419032	5
	3P+N+⊕	65x83	419033	5
32	2P+⊕ / 3P+⊕	65x83	419034	5
	3P+N+⊕	100x108	419034	5
63	2P+⊕ / 3P+⊕ / 3P+N+⊕	100x108	419035	5
125	2P+⊕ / 3P+⊕ / 3P+N+⊕	114x114	419036	5



65° angled wall-mounted boxes
modular with TAIS system
IP66/IP67/IP68/IP69

For flange with dimensions (mm)	Box dimensions (mm)	Palazzoli code	Pack Qty
65x83	92x125	532131	1
100x108	125x185	532132	1
114x114	-	532133	1



Wall-mounted single gang boxes
modular with TAIS system
IP66/IP67/IP68/IP69

For flange with dimensions (mm)	Box dimensions (mm)	Palazzoli code	Pack Qty
65x83	92x125	532101	1
100x108	125x185	532102	1
114x114	-	532103	1



Wall-mounted double gang boxes
modular with TAIS system
IP66/IP67/IP68/IP69

For flange with dimensions (mm)	Box dimensions (mm)	Palazzoli code	Pack Qty
2x(65x83)	92x255	532121	1
2x(100x108)	125x352	532122	1



Blind flanges
for wall-mounted boxes
IP66/IP67/IP68/IP69

Flange dimensions (mm)	Palazzoli code	Pack Qty
65x83	532843	1
100x108	532842	1




X-CEE is the only interlocked mobile socket in the market

► page 86



SAFETY RING



OFF

ON



Compliance with standards	IEC/EN 60309-1 IEC/EN 60309-2
Material	Thermoplastic material with increased thickness
Protection rating (IP according to IEC/EN 60529)	IP44 - IP67
Grip colour	RAL7042
Resistance to abnormal heat and fire ("Glow Wire" according to IEC/EN 60695-2-10)	850°C (grip) 850°C (16A/32A insert) 960°C (63A/125A insert)
Flammability rating (according to UL94)	V2 (grip) V2 (16A/32A insert) V0 (63A/125A insert)
Impact resistance (IK rating according to IEC/EN 62262)	IK08
Rated current	16A - 32A - 63A - 125A
Operating Voltage	24V - 50V
Operating frequency	0-200Hz
Insulation voltage	690V
Storage temperature	-30°C - +70°C
Operating temperature	-25°C - +50°C



Cable features:

Rated current (A)	Poles	Entry cable diameter (mm)	Entry cable sections (mm ²)
16	2P	10.5 - 21.5	1 - 2.5
	3P		
32	2P		
	3P		
63	2P	16 - 31.5	2 - 4
	3P		
125	3P	24.5 - 45	10 - 14



Straight mobile plugs
extra low voltage
IP44

Rated current (A)	Frequency	Rated voltage	Voltage colour	Poles	h ref.	Palazzoli code	Pack Qty
16	50-60Hz	24V	●	2P	-	477002	10
	50-60Hz	24V	●	3P	-	477062	1
	50-60Hz	42V	○	2P	12	477102	1
	50-60Hz	42V	○	3P	12	477112	1
	100-200Hz	24-42V	●	2P	4	477012	1
	100-200Hz	24-42V	●	3P	4	477122	1
32	DC	24-42V	○	2P	10	477602	1
	50-60Hz	24V	●	2P	-	477005	1
	50-60Hz	24V	●	3P	-	477065	1
	50-60Hz	42V	○	2P	12	477105	1
	50-60Hz	42V	○	3P	12	477115	1
	100-200Hz	24-42V	●	2P	4	477015	1
	100-200Hz	24-42V	●	3P	4	477175	1
	DC	24-42V	○	2P	10	477605	1



Straight mobile plugs
extra low voltage
IP67

Rated current (A)	Frequency	Rated voltage	Voltage colour	Poles	h ref.	Palazzoli code	Pack Qty
16	50-60Hz	24V	●	2P	-	477003	1
	50-60Hz	24V	●	3P	-	477063	1
	50-60Hz	42V	○	2P	12	477103	1
	50-60Hz	42V	○	3P	12	477113	1
	100-200Hz	24-42V	●	2P	4	477013	1
	100-200Hz	24-42V	●	3P	4	477123	1
32	DC	24-42V	○	2P	10	477603	1
	50-60Hz	24V	●	2P	-	477006	1
	50-60Hz	24V	●	3P	-	477066	1
	50-60Hz	42V	○	2P	12	477106	1
	50-60Hz	42V	○	3P	12	477116	1
	100-200Hz	24-42V	●	2P	4	477016	1
	100-200Hz	24-42V	●	3P	4	477176	1
	DC	24-42V	○	2P	10	477606	1



Straight mobile plugs
for high currents
extra low voltage
50-60Hz IP67

Rated current (A)	Rated voltage	Voltage colour	Poles	h ref.	Palazzoli code	Pack Qty
63	48V	■	2P	1	477951	1
	48V	■	3P	1	477952	1
125	48V	■	3P	1	477955	1



Straight mobile plugs
for twin cable
extra low voltage
50-60Hz IP67

Rated current (A)	Rated voltage	Voltage colour	Poles	h ref.	Palazzoli code	Pack Qty
32	48V	○	2P	12	477107	1
63	48V	■	2P	1	477901	1

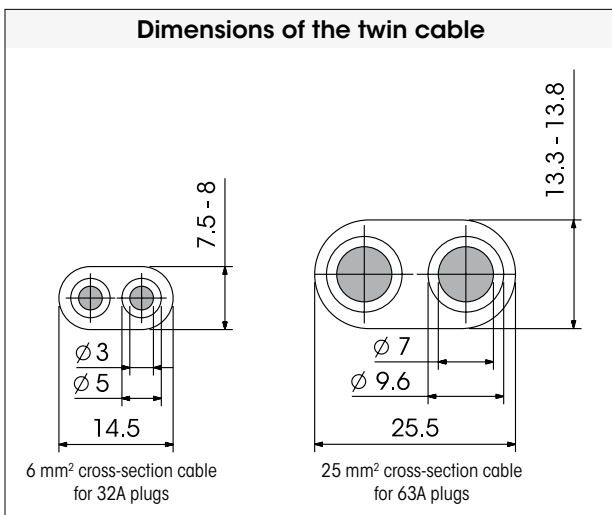


90° angled
wall-mounted fixed plugs
extra low voltage
IP44

Rated current (A)	Frequency	Rated voltage	Voltage colour	Poles	h ref.	Palazzoli code	Pack Qty
16	50-60Hz	24V	■	2P	-	476002	1
	50-60Hz	24V	■	3P	-	476012	1
	50-60Hz	42V	○	2P	12	476102	1
	50-60Hz	42V	○	3P	12	476112	1
	100-200Hz	24-42V	■	2P	4	476042	1
	100-200Hz	24-42V	■	3P	4	476142	1
	DC	24-42V	○	2P	10	476602	1
	50-60Hz	24V	■	2P	-	476005	1
	50-60Hz	24V	■	3P	-	476015	1
	50-60Hz	42V	○	2P	12	476105	1
32	50-60Hz	42V	○	3P	12	476115	1
	100-200Hz	24-42V	■	2P	4	476045	1
	100-200Hz	24-42V	■	3P	4	476145	1
	DC	24-42V	○	2P	10	476605	1

Equipment included : cable gland Pg21.

Dimensions of the twin cable





Straight mobile socket-outlets
extra low voltage
IP44

Rated current (A)	Frequency	Rated voltage	Voltage colour	Poles	h ref.	Palazzoli code	Pack Qty
16	50-60Hz	24V	●	2P	-	473002	1
	50-60Hz	24V	●	3P	-	473062	1
	50-60Hz	42V	○	2P	12	473102	1
	50-60Hz	42V	○	3P	12	473112	1
	100-200Hz	24-42V	●	2P	4	473012	1
	100-200Hz	24-42V	●	3P	4	473122	1
	DC	24-42V	○	2P	10	473602	1
32	50-60Hz	24V	●	2P	-	473005	1
	50-60Hz	24V	●	3P	-	473065	1
	50-60Hz	42V	○	2P	12	473105	1
	50-60Hz	42V	○	3P	12	473115	1
	100-200Hz	24-42V	●	2P	4	473015	1
	100-200Hz	24-42V	●	3P	4	473125	1
	DC	24-42V	○	2P	10	473605	1



Straight mobile socket-outlets
for **high currents**
extra low voltage
50-60Hz **IP67**

Rated current (A)	Rated voltage	Voltage colour	Poles	h ref.	Palazzoli code	Pack Qty
63	48V	●	2P	1	473951	1
	48V	●	3P	1	473952	1
125	48V	●	3P	1	473955	1



Straight mobile socket-outlets
for **twin cable**
extra low voltage
50-60Hz **IP67**

Rated current (A)	Rated voltage	Voltage colour	Poles	h ref.	Palazzoli code	Pack Qty
32	48V	●	2P	12	473107	1
63	48V	●	2P	1	473901	1



Straight mobile socket-outlets
extra low voltage
IP67

Rated current (A)	Frequency	Rated voltage	Voltage colour	Poles	h ref.	Palazzoli code	Pack Qty
16	50-60Hz	24V	●	2P	-	473003	1
	50-60Hz	24V	●	3P	-	473063	1
	50-60Hz	42V	○	2P	12	473103	1
	50-60Hz	42V	○	3P	12	473113	1
	100-200Hz	24-42V	●	2P	4	473013	1
	100-200Hz	24-42V	●	3P	4	473123	1
	DC	24-42V	○	2P	10	473603	1
32	50-60Hz	24V	●	2P	-	473006	1
	50-60Hz	24V	●	3P	-	473066	1
	50-60Hz	42V	○	2P	12	473106	1
	50-60Hz	42V	○	3P	12	473116	1
	100-200Hz	24-42V	●	2P	4	473016	1
	100-200Hz	24-42V	●	3P	4	473126	1
	DC	24-42V	○	2P	10	473606	1



90° angled
wall-mounted socket-outlets
extra low voltage
IP44

Rated current (A)	Frequency	Rated voltage	Voltage colour	Poles	h ref.	Palazzoli code	Pack Qty
16	50-60Hz	24V	●	2P	-	471002	1
	50-60Hz	24V	●	3P	-	471012	1
	50-60Hz	42V	○	2P	12	471102	1
	50-60Hz	42V	○	3P	12	471112	1
	100-200Hz	24-42V	●	2P	4	471011	1
	100-200Hz	24-42V	●	3P	4	471151	1
	DC	24-42V	○	2P	10	471602	1
32	50-60Hz	24V	●	2P	-	471005	1
	50-60Hz	24V	●	3P	-	471015	1
	50-60Hz	42V	○	2P	12	471105	1
	50-60Hz	42V	○	3P	12	471115	1
	100-200Hz	24-42V	●	2P	4	471018	1
	100-200Hz	24-42V	●	3P	4	471019	1
	DC	24-42V	○	2P	10	471605	1

Equipment included: cable gland Pg21.



Straight flush-mounted socket-outlets
extra low voltage
IP44

Rated current (A)	Frequency	Rated voltage	Voltage colour	Poles	h ref.	Palazzoli code	Pack Qty
16	50-60Hz	24V	●	2P	-	471032	1
	50-60Hz	24V	●	3P	-	471042	1
	50-60Hz	42V	○	2P	12	471132	1
	50-60Hz	42V	○	3P	12	471142	1
	100-200Hz	24-42V	●	2P	4	471051	1
	100-200Hz	24-42V	●	3P	4	471022	1
	DC	24-42V	○	2P	10	471632	1
32	50-60Hz	24V	●	2P	-	471035	1
	50-60Hz	24V	●	3P	-	471045	1
	50-60Hz	42V	○	2P	12	471135	1
	50-60Hz	42V	○	3P	12	471145	1
	100-200Hz	24-42V	●	2P	4	471108	1
	100-200Hz	24-42V	●	3P	4	471118	1
	DC	24-42V	○	2P	10	471635	1



Straight flush-mounted socket-outlets
extra low voltage
IP67

Rated current (A)	Frequency	Rated voltage	Voltage colour	Poles	h ref.	Palazzoli code	Pack Qty
16	50-60Hz	24V	●	2P	-	471003	1
	50-60Hz	24V	●	3P	-	471063	1
	50-60Hz	42V	○	2P	12	471103	1
	50-60Hz	42V	○	3P	12	471113	1
	100-200Hz	24-42V	●	2P	4	471013	1
	100-200Hz	24-42V	●	3P	4	471123	1
	DC	24-42V	○	2P	10	471603	1
32	50-60Hz	24V	●	2P	-	471007	1
	50-60Hz	24V	●	3P	-	471067	1
	50-60Hz	42V	○	2P	12	471107	1
	50-60Hz	42V	○	3P	12	471117	1
	100-200Hz	24-42V	●	2P	4	471017	1
	100-200Hz	24-42V	●	3P	4	471177	1
	DC	24-42V	○	2P	10	471607	1



Straight flush-mounted socket-outlets
for **high currents**
extra low voltage
50-60Hz **IP67**

Rated current (A)	Rated voltage	Voltage colour	Poles	h ref.	Palazzoli code	Pack Qty
63	48V	●	2P	1	473971	1
	48V	●	3P	1	473972	1
125	48V	●	3P	1	473975	1



20° angled flush-mounted socket-outlets
extra low voltage
IP44

Rated current (A)	Frequency	Rated voltage	Voltage colour	Poles	h ref.	Palazzoli code	Pack Qty
16	50-60Hz	24V	●	2P	-	471062	1
	50-60Hz	24V	●	3P	-	471072	1
	50-60Hz	42V	○	2P	12	471162	1
	50-60Hz	42V	○	3P	12	471172	1
	100-200Hz	24-42V	●	2P	4	471111	1
	100-200Hz	24-42V	●	3P	4	471122	1
	DC	24-42V	○	2P	10	471662	1
32	50-60Hz	24V	●	2P	-	471065	1
	50-60Hz	24V	●	3P	-	471075	1
	50-60Hz	42V	○	2P	12	471165	1
	50-60Hz	42V	○	3P	12	471175	1
	100-200Hz	24-42V	●	2P	4	471058	1
	100-200Hz	24-42V	●	3P	4	471059	1
	DC	24-42V	○	2P	10	471665	1



15° angled flush-mounted socket-outlets
for **high currents**
extra low voltage
50-60Hz **IP67**

Rated current (A)	Rated voltage	Voltage colour	Poles	h ref.	Palazzoli code	Pack Qty
63	48V	●	2P	1	473961	1
	48V	●	3P	1	473962	1
125	48V	●	3P	1	473965	1



Mobile and flush-mounted sockets and plugs in aluminium alloy for heavy-duty applications, from 250A to 400A with IP67 protection rating, usable with voltage up to 1000V. The aluminium alloy body is reworked with a passivation treatment to improve the resistance to chemical agents. The coupling system of receptacles and plugs makes use of the Easy Contact technology for maximum contact performance over time and ensures easier connection and disconnection operations. Each connection is provided with a double pilot contact.

Compliance with standards	IEC/EN 60309-1
Material	Aluminium alloy
Surface treatment	Anti-corrosion passivation
Protection rating (IP according to IEC/EN 60529)	IP67
Colour	Natural
Impact resistance (IK grade according to IEC/EN 62262)	IK10
Rated current	250A - 400A
Operating voltage	Up to 1000V
Operating frequency	50-60Hz
Insulation voltage	3.3 KV
Diameter of cable entry for mobile connections	62mm (250A) 80mm (320A-400A)
Clamping range for receptacles and pins	250A: 50mm² - 70mm² 320A: 120mm² 400A: 150mm²
Pilot contacts	2
Pilot contacts clamping section	2.5mm²
Operating temperature	-30°C - +60°C

ALUMAX BROCHURE

The Alumas brochure can be viewed and downloaded from www.palazzoli.com



Resistance to chemical agents

WATER	SALINE SOLUTION	ACIDS		BASES		SOLVENTS			
		CONCENTRATED	DILUTED	CONCENTRATED	DILUTED	ALCOHOL	ACETONE	PERCHLORO-ETHYLENE	BENZENE
↑	↑	↓	→	→	↑	↑	↑	↑	↑
OILS		FATS		AMMONIA	OXIDISERS	INORGANIC SALTS	GASOLINE	DETERGENTS	U.V. RAYS
MINERAL	VEGETABLE	ANIMAL	SYNTHETIC						
↑	↑	↑	↑	↑	→	↑	↑	↑	↑

Legend: ↑ high resistance → partial resistance ↓ low resistance



Straight mobile plugs
in aluminium alloy
for **high amperages**
50-60Hz **IP67**



Rated current (A)	Poles	No. of pilot contacts (mm ²)	Palazzoli code	Pack Qty
250	3P+⊕	2x10	750530	1
	3P+N+⊕	2x6	750550	1
320	3P+N+⊕	2x6	750650	1
400	3P+N+⊕	2x6	750750	1

Note: up to 660A available on request.

Technical accessories:



page 127

Straight mobile socket-outlets
in aluminium alloy
for **high amperages**
50-60Hz **IP67**



Rated current (A)	Poles	No. of pilot contacts (mm ²)	Palazzoli code	Pack Qty
250	3P+⊕	2x10	760530	1
	3P+N+⊕	2x6	760550	1
320	3P+N+⊕	2x6	760650	1
400	3P+N+⊕	2x6	760750	1

Note: up to 660A available on request.

Straight flush-mounted inlets
in aluminium alloy
for **high amperages**
50-60Hz **IP67**



Rated current (A)	Poles	No. of pilot contacts (mm ²)	Palazzoli code	Pack Qty
250	3P+⊕	2x10	751530	1
	3P+N+⊕	2x6	751550	1
320	3P+N+⊕	2x6	751650	1
400	3P+N+⊕	2x6	751750	1

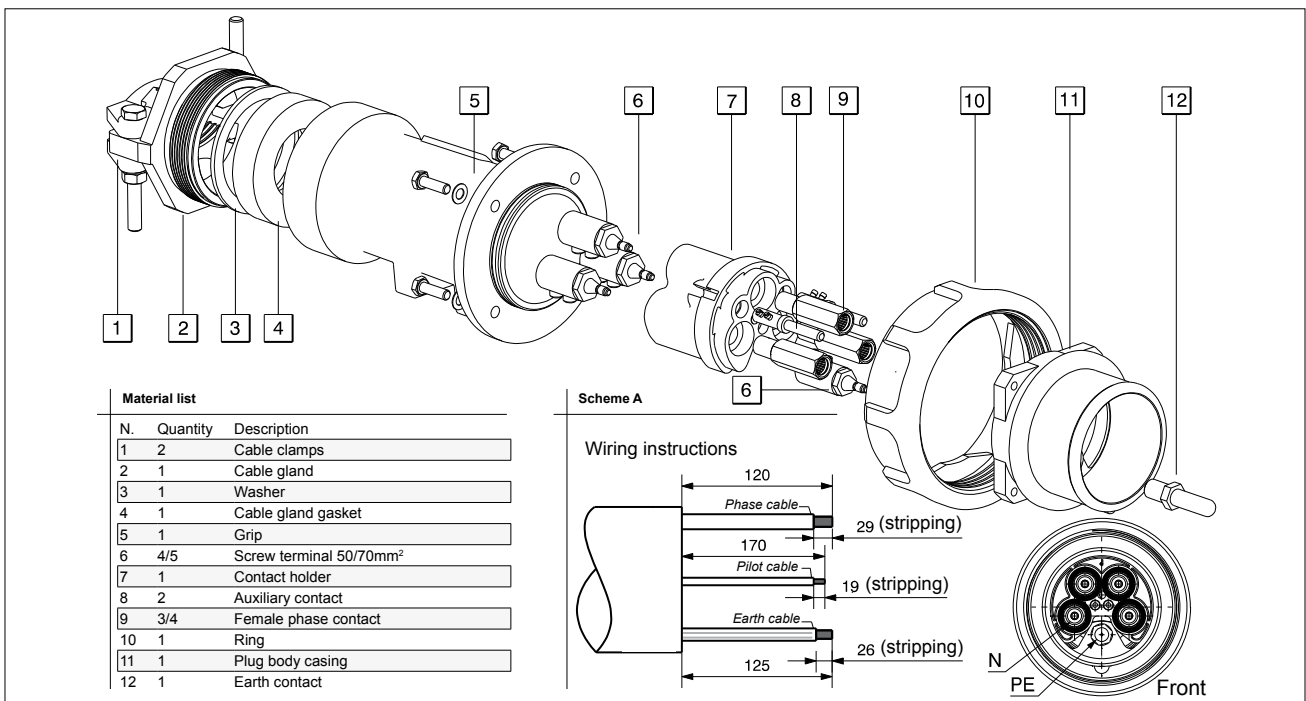
Note: up to 660A available on request.

Straight flush-mounted socket-outlets
in aluminium alloy
for **high amperages**
50-60Hz **IP67**



Rated current (A)	Poles	No. of pilot contacts (mm ²)	Palazzoli code	Pack Qty
250	3P+⊕	2x10	761530	1
	3P+N+⊕	2x6	761550	1
320	3P+N+⊕	2x6	761650	1
400	3P+N+⊕	2x6	761750	1

Note: up to 660A available on request.





INTERLOCKED SOCKET-OUTLETS AND ROTOSWITCHES

For standard and heavy-duty applications



topTER

interlocked socket-outlets
for distribution boards

page 66



PRIMA

compact horizontal
interlocked socket-outlets

page 78



X-CEE

mobile sockets
with rotoswitch

page 86



X-CEE

sockets for panel-mounting and
wall-mounting with rotoswitch

page 89



INTERLOCKED SOCKET-OUTLETS

For heavy-duty applications



TAIS

interlocked socket-outlets
with increased safety
in thermosetting GRP

page 92



ULYSSE

pre-wired quick-mounting
interlocked socket-outlets
in thermosetting GRP

page 106



ALUPRES

high-resistance aluminium
interlocked socket-outlets

page 114



ALUMAX

sockets with electric interlock
for high amperages

page 126



INTERLOCKED SOCKET-OUTLETS IN THERMOPLASTIC MATERIAL

FROM 16A TO 125A

Rated current (A)	Rated voltage (V)	Poles	h ref.	topTER series				PRIMA series			
				Direct supply IP44	With fuses IP44	Direct supply IP66/IP67	With fuses IP66/IP67	Direct supply IP44	With fuses IP44	Direct supply IP55	With fuses IP55
16	110 100-130	2P+⊕	4	492124	190124	491124	490124	493124	494124	495124	496124
		3P+⊕	4			491134	490134			495134	496134
		3P+N+⊕	4			491144	490144			495144	496144
	230 200-250	2P+⊕	6	492126	190126	491126	490126	493126	494126	495126	496126
		3P+⊕	9			491139	490139			495139	496139
		3P+N+⊕	9			491149	490149			495149	496149
	400 380-415	2P+⊕	9			491129	490129			495129	496129
		3P+⊕	6	492136	190136	491136	490136	493136	494136	495136	496136
		3P+N+⊕	6	492146	190146	491146	490146	493146	494146	495146	496146
	500 480-500	3P+⊕	7								
3P+N+⊕		7									
32	110 100-130	2P+⊕	4			491224	490224			495224	496224
		3P+⊕	4			491234	490234			495234	496234
		3P+N+⊕	4			491244	490244			495244	496244
	230 200-250	2P+⊕	6	492226	190226	491226	490226	493226	494226	495226	496226
		3P+⊕	9			491239	490239			495239	496239
		3P+N+⊕	9			491249	490249			495249	496249
	400 380-415	2P+⊕	9			491229	490229			495229	496229
		3P+⊕	6	492236	190236	491236	490236	493236	494236	495236	496236
		3P+N+⊕	6	492246	190246	491246	490246	493246	494246	495246	496246
	500 480-500	3P+⊕	7								
3P+N+⊕		7									
380-440	3P+⊕	3			491233	490233			495233	496233	
63	110 100-130	2P+⊕	4			481324	480324				
		3P+⊕	4			481334	480334				
		3P+N+⊕	4			481344	480344				
	230 200-250	2P+⊕	6			481326	480326				
		3P+⊕	9			481339	480339				
		3P+N+⊕	9			481349	480349				
	400 380-415	2P+⊕	9			481329	480329				
		3P+⊕	6			481336	480336				
		3P+N+⊕	6			481346	480346				
	500 480-500	3P+⊕	7								
3P+N+⊕		7									
125	400 380-415	3P+⊕	6								
		3P+N+⊕	6								
	500 480-500	3P+⊕	7								
		3P+N+⊕	7								

EXTRA LOW VOLTAGE

Rated current (A)	Rated voltage (V)	Poles	h ref.	topTER series		PRIMA series	
				Self-protected with transformer 150VA IP66/IP67	Self-protected with transformer 150VA IP55		
16	230/24	2P	-	490024	496024		



INTERLOCKED SOCKET-OUTLETS IN TECHNOPOLYMER

FROM 16A TO 125A

Rated current (A)	Rated voltage (V)	Poles	h ref.	X-CEE series				X-CEE series - Compositions			
				Rotoswitched couplers IP66/IP67/IP69	Straight panel-mounted rotoswitched IP66/IP67/IP69	20° angled panel-mounted rotoswitched IP66/IP67/IP69	65° angled wall-mounted rotoswitched IP66/IP67/IP69	Rotoswitched sockets IP66/IP67/IP69	Straight panel-mounted flanges IP66/IP67/IP68/IP69	20° angled panel-mounted flanges IP66/IP67/IP68/IP69	65° angled wall-mounted boxes IP66/IP67/IP68/IP69
16	110 100-130	2P+⊕	4	410124				419124	419021	419031	532131
		3P+⊕	4	410134				419134	419022	419032	532131
		3P+N+⊕	4	410144				419144	419023	419033	532131
	230 200-250	2P+⊕	6	410126	412126	413126	416126	419126	419021	419031	532131
		3P+⊕	9	410139				419139	419022	419032	532131
		3P+N+⊕	9	410149				419149	419023	419033	532131
	400 380-415	2P+⊕	9	410129				419129	419021	419031	532131
		3P+⊕	6	410136	412136	413136	416136	419136	419022	419032	532131
		3P+N+⊕	6	410146	412146	413146	416146	419146	419023	419033	532131
	500 480-500	3P+⊕	7	410137				419137	419022	419032	532131
		3P+N+⊕	7	410147				419147	419023	419033	532131
	32	110 100-130	2P+⊕	4	410224	412224	413224	416224	419224	419023	419033
3P+⊕			4	410234				419234	419023	419033	532131
3P+N+⊕			4	410244				419244	419024	419034	532132
230 200-250		2P+⊕	6	410226	412226	413226	416226	419226	419023	419033	532131
		3P+⊕	9	410239				419239	419023	419033	532131
		3P+N+⊕	9	410249				419249	419024	419034	532132
400 380-415		2P+⊕	9	410229				419229	419023	419033	532131
		3P+⊕	6	410236	412236	413236	416236	419236	419023	419033	532131
		3P+N+⊕	6	410246	412246	413246	416246	419246	419024	419034	532132
500 480-500		3P+⊕	7	410237				419237	419023	419033	532131
		3P+N+⊕	7	410247				419247	419024	419034	532132
380-440		3P+⊕	3	410233	412233			419233	419023	419033	532131
63	110 100-130	2P+⊕	4	410324				419324	419025	419035	532132
		3P+⊕	4	410334				419334	419025	419035	532132
		3P+N+⊕	4	410344				419344	419025	419035	532132
	230 200-250	2P+⊕	6	410326	412326	413326	416326	419326	419025	419035	532132
		3P+⊕	9	410339				419339	419025	419035	532132
		3P+N+⊕	9	410349				419349	419025	419035	532132
	400 380-415	2P+⊕	9	410329				419329	419025	419035	532132
		3P+⊕	6	410336	412336	413336	416336	419336	419025	419035	532132
		3P+N+⊕	6	410346	412346	413346	416346	419346	419025	419035	532132
	500 480-500	3P+⊕	7	410337				419337	419025	419035	532132
		3P+N+⊕	7	410347				419347	419025	419035	532132
	125	400 380-415	3P+⊕	6	410436	412436	413436	416436	419436	419026	419036
3P+N+⊕			6	410446	412446	413446	416446	419446	419026	419036	532133
500 480-500		3P+⊕	7	410437				419437	419026	419036	532133
		3P+N+⊕	7	410447				419447	419026	419036	532133



The rotoswitch inserts can be installed:

- on straight or angled panel-mounted flanges
- in boxes by using straight or angled flanges to achieve 65° or 85° angled devices and reduce overall dimensions



INTERLOCKED SOCKET-OUTLETS IN THERMOSETTING GRP MATERIAL FROM 16A TO 125A

Rated current (A)	Rated voltage (V)	Poles	h ref.	TAIS series									
				With fuses module 95 IP66/IP67	With fuses module 125 IP67	Direct supply module 95 IP66/IP67	Direct supply module 125 IP67	With MCB IP67	With DIN rail IP67	With electric interlock IP65	With electric interlock and RCD IP65		
16	110 100-130	2P+⊕	4	472610			467124	474210					
		3P+⊕	4	472710				474310					
		3P+N+⊕	4	472810				474410					
	230 200-250	2P+⊕	6	472620		470126	467126	474220	472020				
		3P+⊕	9	472720				474320					
		3P+N+⊕	9	472820				474420					
	400 380-415	2P+⊕	9	472630				474230					
		3P+⊕	6	472730		470136	467136	474330	472130				
		3P+N+⊕	6	472830		470146	467146	474430	472240				
	500 480-500	3P+⊕	7	472750									
		3P+N+⊕	7	472840									
	32	110 100-130	2P+⊕	4	468224	472611			474611				
3P+⊕			4	468234	472711			474711					
3P+N+⊕			4		472811			474811					
230 200-250		2P+⊕	6	468226	472621	469226	470226	474621	472021				
		3P+⊕	9	468239	472721			474721					
		3P+N+⊕	9		472821			474821					
400 380-415		2P+⊕	9	468226	472631			474631					
		3P+⊕	6	468236	472731	469236	470236	474731	472131				
		3P+N+⊕	6		472831		470246	474831	472241				
500 480-500		3P+⊕	7	472751									
		3P+N+⊕	7	472841									
63		110 100-130	2P+⊕	4		472612			474612				
	3P+⊕		4		472712			474712					
	3P+N+⊕		4		472812			474812					
	230 200-250	2P+⊕	6		472622		470326	474622	472022				
		3P+⊕	9		472722			474722					
		3P+N+⊕	9		472822			474822					
	400 380-415	2P+⊕	9		472632			474632					
		3P+⊕	6		472732		470336	474732	472132	478336	476336		
		3P+N+⊕	6		472832		470346	474832	472242	478346	476346		
	500 480-500	3P+⊕	7		472752					478337	476337		
		3P+N+⊕	7		472842					478347	476347		
	125	400 380-415	3P+⊕	6						478436	476436		
3P+N+⊕			6						478446	476446			
500 480-500		3P+⊕	7						478437	476437			
		3P+N+⊕	7						478447	476447			

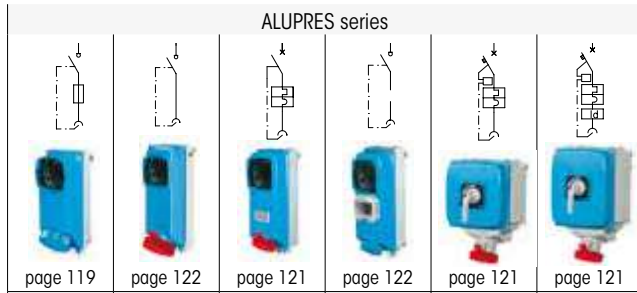
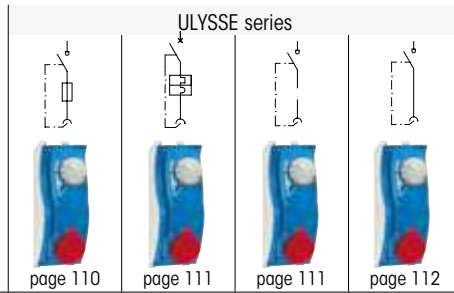
EXTRA LOW VOLTAGE

Rated current (A)	Rated voltage (V)	Poles	h ref.	TAIS series		
				Self-protected with transformer 150VA IP67	With transformer and fuses 144VA IP67	With transformer and fuses 750VA IP67
16	230/24	2P	-	469873	471873	
	400/24				471893	
32	230/48	2P	-			471819
	400/48					471839



INTERLOCKED SOCKET-OUTLETS IN THERMOSETTING GRP MATERIAL AND ALUMINIUM

FROM 16A TO 125A

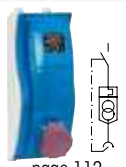


Rated current (A)	Poles	h ref.	ULYSSE series			
			With fuses IP66/IP67	With MCB IP66/IP67	With DIN rail IP66/IP67	Direct supply IP66/IP67
16	2P+≐	4	400124	403124		
	3P+≐	4	400134	403134		
	3P+N+≐	4	400144	403144		
	2P+≐	6	400126	403126	406126	408126
	3P+≐	9	400139	403139		
	3P+N+≐	9	400149	403149		
	2P+≐	9	400129	403129		
	3P+≐	6	400136	403136	406136	408136
	3P+N+≐	6	400146	403146	406146	408146
	3P+≐	7	400137			
	3P+N+≐	7	400147			
	32	2P+≐	4	400224	403224	
3P+≐		4	400234	403234		
3P+N+≐		4	400244	403244		
2P+≐		6	400226	403226	406226	408226
3P+≐		9	400239	403239		
3P+N+≐		9	400249	403249		
2P+≐		9	400229	403229		
3P+≐		6	400236	403236	406236	408236
3P+N+≐		6	400246	403246	406246	408246
3P+≐		7	400237			
3P+N+≐		7	400247			
3P+≐		3	400233	403233	406233	408233
63	2P+≐	4	400324	403324		
	3P+≐	4	400334	403334		
	3P+N+≐	4	400344	403344		
	2P+≐	6	400326	403326	406326	408326
	3P+≐	9	400339	403339		
	3P+N+≐	9	400349	403349		
	2P+≐	9	400329	403329		
	3P+≐	6	400336	403336	406336	408336
	3P+N+≐	6	400346	403346	406346	408346
	3P+≐	7	400337			
	3P+N+≐	7	400347			
	125	3P+≐	6			
3P+N+≐		6				
3P+≐		7				
3P+N+≐		7				

Rated current (A)	Poles	h ref.	ALUPRES series					
			With fuses IP67	Direct supply IP67	With MCB IP67	With DIN rail IP67	With electric interlock and RCD IP55	With electric interlock and RCD IP55
16	2P+≐	4	472233		474633			
	3P+≐	4	472243		474643			
	3P+N+≐	4	472253		474653			
	2P+≐	6	472333	466126	474733	472623		
	3P+≐	9	472343		474743			
	3P+N+≐	9	472353		474753			
	2P+≐	9	472433		474833			
	3P+≐	6	472443	466136	474843	472733		
	3P+N+≐	6	472453	466146	474853	472843		
	3P+≐	7	472543					
	3P+N+≐	7	472543					
	32	2P+≐	4	472236		474236		
3P+≐		4	472246		474246			
3P+N+≐		4	472256		474256			
2P+≐		6	472336	460226	474336	472624		
3P+≐		9	472346		474346			
3P+N+≐		9	472356		474356			
2P+≐		9	472436		474436			
3P+≐		6	472446	460236	474446	472734		
3P+N+≐		6	472456	460246	474456	472844		
3P+≐		7	472546					
3P+N+≐		7	472556					
3P+≐		3	472486		474486	472735		
63	2P+≐	4	472237		474237			
	3P+≐	4	472247		474247			
	3P+N+≐	4	472257		474257			
	2P+≐	6	472337	460326	474337	472027		
	3P+≐	9	472347		474347			
	3P+N+≐	9	472357		474357			
	2P+≐	9	472437		474437			
	3P+≐	6	472447	460336	474447	472137	475336	473336
	3P+N+≐	6	472457	460346	474457	472647	475346	473346
	3P+≐	7	472547	472547			475337	473337
	3P+N+≐	7	472557	472557			475347	473347
	125	3P+≐	6	472418	460436		472648	475436
3P+N+≐		6	472428	460446		472649	475446	473446
3P+≐		7	472518				475437	473437
3P+N+≐		7	472528				475447	473447

EXTRA LOW VOLTAGE

ULYSSE series



page 112

Rated current (A)	Rated voltage (V)	Poles	h ref.	Self-protected with transformer 150VA IP66/IP67
16	230/24	2P	-	409873

EXTRA LOW VOLTAGE

ALUPRES series



page 122



page 122

Rated current (A)	Rated voltage (V)	Poles	h ref.	With transformer and fuses 144VA IP67	With transformer and fuses 720VA IP65
16	230/24	2P	-	471812	
	400/24			471832	
32	230/48	2P	-		471818
	400/48				471838

topTER





topTER


It is equipped with an IP66/IP67 protection system that protects it from water, dust and wear



The socket insert is integrated in the body so that there are no screws that can result in weak points.



The fuse holder base is protected by a door with an ergonomic opening mechanism and indestructible keys. In the closing phase, the lid closes the fuse holders that have remained open.

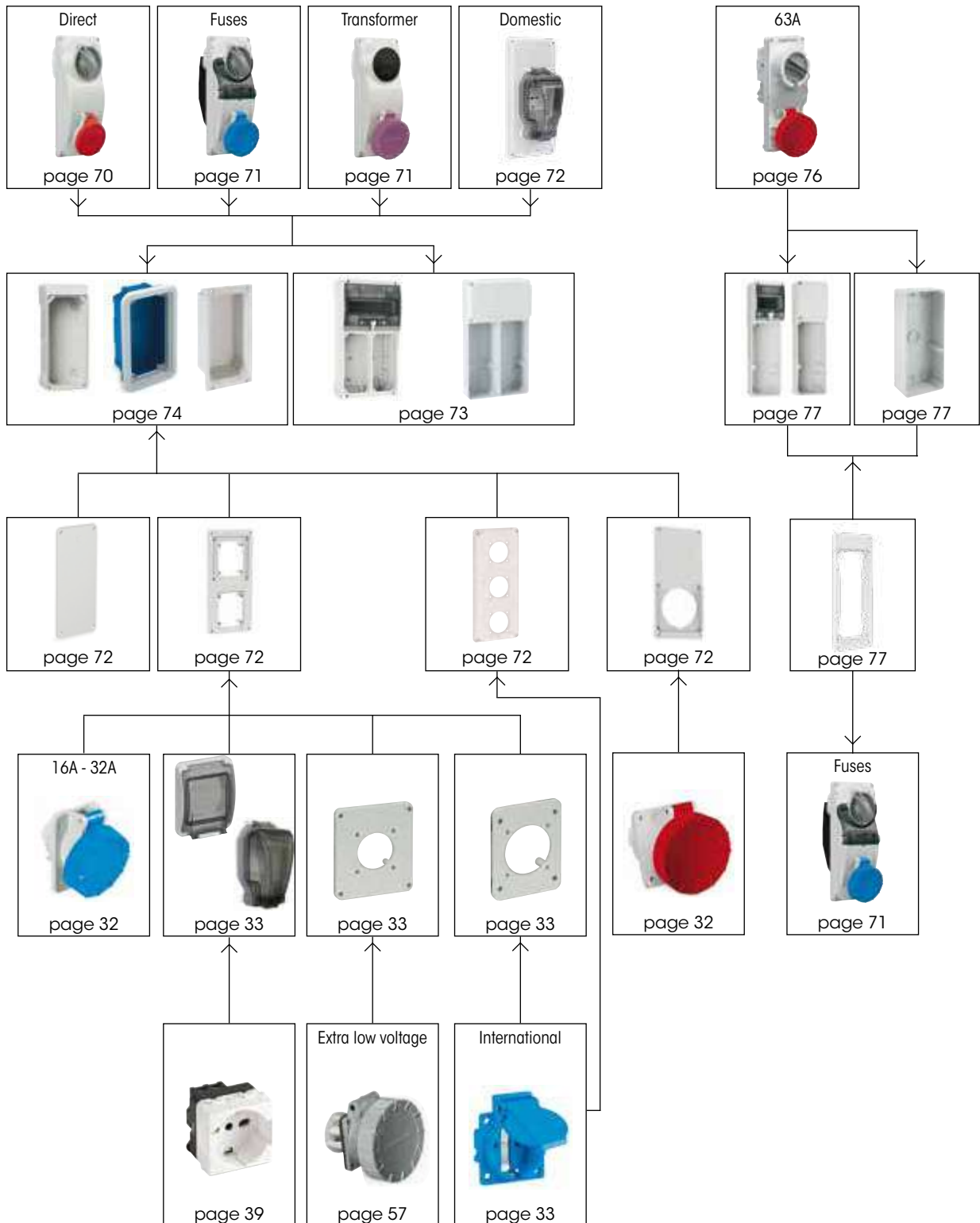


The patented high visibility handle allows even the most inexperienced user to understand the status of the switch at a glance.



The auxiliary contact indicates if the plug is properly plugged in and can be used in electrical and automation safety circuits.

They are suitable for use in supermarkets, hospitals, hotels, kitchens, motorway restaurants, trade fairs, small workshops and generally in all places where accidental stops are absolutely undesirable due to the intense pace of the activities.



The Easy Composer software which enables to easily create customised distribution boards is available on the www.palazzoli.com website.



topTER is a series of interlocked socket-outlets. The industrial low voltage interlocked socket-outlets of the topTER series are a range of products made in technopolymer for standard applications, that comply with the IEC/EN 60309-1, IEC/EN 60309-2 and IEC/EN 60309-4 standards.

The system includes 16A and 32A versions, with and without fuses, with IP44 and IP66/IP67 protection ratings and a 24V version with safety transformer. Moreover, it can be perfectly coordinated with the products of the topTER 63A series.

Sockets with fuses can be ordered with a "fuse guard" system that allows to identify in real time the phase where the protection has tripped by means of warning lights. The fuses are housed in extractable trays in the front part of the socket, behind an unbreakable transparent lid which also ensures the perfect closing of the fuse holders.

The interlock system is made with a reinforced technopolymer bracket and the switch disconnecter is certified to the AC3-AC23A category at rated current. The range is completed by wall-mounted and flush-mounted boxes and modular distribution boards.

Rated operating current:

			16A	32A
Thermal current Ith		A	16	32
AC21A	415V	A	16	32
	500V			
AC22A	415V	A	16	32
	500V			
AC23A	230V	A	16	32
	400V			
	500V			
AC23A	230V	kW	4.5	8.5
	400V		7.5	15
	500V		8.5	17
AC3	230V	kW	4.5	8.5
	400V		7.5	15
	500V		8.5	17

Wiring data:

		16A	32A
Entry cable sections	mm ²	1 - 10	
Tightening torque	Nm	2	

Compliance with standards	IEC/EN 60309-1 IEC/EN 60309-2 IEC/EN 60309-4 IEC/EN 60947-3
Material	Thermoplastic
Protection rating (IP according to IEC/EN 60529)	IP44 - IP66/IP67
Colour	RAL7035
Resistance to abnormal heat and fire ("Glow Wire" according to IEC/EN 60695-2-10)	960°C (switch) 850°C (socket insert) 650°C (socket body)
Flammability rating (according to UL94)	V0 (switch) V2 (socket insert) HB (socket body)
Impact resistance (IK grade according to IEC/EN 62262)	IK08
Rated current	16A - 32A
Operating voltage	24V - 440V
Operating frequency	50-60Hz
Insulation voltage	690V
Insulation class	II □
Storage temperature	-30°C - +70°C
Operating temperature	-25°C - +50°C



Resistance to chemical agents

WATER	SALINE SOLUTION	ACIDS		BASES		SOLVENTS			
		CONCENTRATED	DILUTED	CONCENTRATED	DILUTED	ALCOHOL	ACETONE	PERCHLORO-ETHYLENE	BENZENE
↑	→	→	↑	↑	↑	↑	↑	↑	↓
OILS		FATS		AMMONIA	OXIDISERS	INORGANIC SALTS	GASOLINE	DETERGENTS	U.V. RAYS
MINERAL	VEGETABLE	ANIMAL	SYNTHETIC						
↑	↑	↑	↑	↑	→	↑	↑	↑	↑

Legend: ↑ high resistance → partial resistance ↓ low resistance



Interlocked socket-outlets
for distribution boards
50-60Hz IP44



Rated current (A)	Rated voltage	Voltage colour	Poles	h ref.	Palazzoli code	Pack Qty
16	110V	Yellow	2P+⊕	4	492124	1
	230V	Blue	2P+⊕	6	492126	1
	400V	Red	3P+⊕	6	492136	1
	400V	Red	3P+N+⊕	6	492146	1
32	230V	Blue	2P+⊕	6	492226	1
	400V	Red	3P+⊕	6	492236	1
	400V	Red	3P+N+⊕	6	492246	1

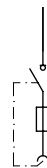
Equipment included: 4 stainless steel screws for fastening the item to the distribution board or box.

Features: padlockable handle in open or closed position, with max 3 mm Ø padlock. Ready for 2 auxiliary contacts for plug inserted signalling.

Technical accessories:



Interlocked socket-outlets
and **fuse holder base**
for distribution boards
50-60Hz IP44



Rated current (A)	Rated voltage	Voltage colour	Poles	h ref.	Palazzoli code	Pack Qty
16 fuses 10.3x38	110V	Yellow	2P+⊕	4	190124	1
	230V	Blue	2P+⊕	6	190126	1
	400V	Red	3P+⊕	6	190136	1
	400V	Red	3P+N+⊕	6	190146	1
32 fuses 10.3x38	230V	Blue	2P+⊕	6	190226	1
	400V	Red	3P+⊕	6	190236	1
	400V	Red	3P+N+⊕	6	190246	1

Equipment included: 4 stainless steel screws for fastening the item to the distribution board or box.

Features: padlockable handle in open or closed position, with max 3 mm Ø padlock. Ready for 2 auxiliary contacts for plug inserted signalling. Fuses not included.

Technical accessories:



EASY COMPOSER

Software for the design and cost estimation of thermoplastic distribution boards.



1. Select the socket type



2. Compose the distribution board



3. Calculate the cost and download the certificates



The software is a free web application available at www.palazzoli.com



Interlocked socket-outlets for distribution boards 50-60Hz IP66/IP67

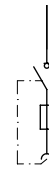

Rated current (A)	Rated voltage	Voltage colour	Poles	h ref.	Palazzoli code	Pack Qty
16	110V	Yellow	2P+⊕	4	491124*	1
	110V	Yellow	3P+⊕	4	491134	1
	110V	Yellow	3P+N+⊕	4	491144	1
	230V	Blue	2P+⊕	6	491126*	1
	230V	Blue	3P+⊕	9	491139	1
	230V	Blue	3P+N+⊕	9	491149	1
	400V	Red	2P+⊕	9	491129	1
	400V	Red	3P+⊕	6	491136*	1
	400V	Red	3P+N+⊕	6	491146*	1
32	110V	Yellow	2P+⊕	4	491224*	1
	110V	Yellow	3P+⊕	4	491234	1
	110V	Yellow	3P+N+⊕	4	491244	1
	230V	Blue	2P+⊕	6	491226*	1
	230V	Blue	3P+⊕	9	491239	1
	230V	Blue	3P+N+⊕	9	491249	1
	400V	Red	2P+⊕	9	491229	1
	400V	Red	3P+⊕	6	491236*	1
	400V	Red	3P+N+⊕	6	491246*	1
	380/440V	Red	3P+⊕	3	491233*	1

* these sockets can also be supplied in a heavy duty HD wall-mounted version. For the code number, replace the 491xxx prefix with 891xxx (e.g. from 491124 to 891124). See page 74 for the code number of the box.

Equipment included: 4 stainless steel screws for fastening the item to the distribution board or box.

Features: padlockable handle in open or closed position, with max 3 mm Ø padlock. Ready for 2 auxiliary contacts for plug inserted signalling.

Technical accessories:



Interlocked socket-outlets with fuse holder base for distribution boards 50-60Hz IP66/IP67

Rated current (A)	Rated voltage	Voltage colour	Poles	h ref.	Palazzoli code	Pack Qty
16 fuses 10.3x38	110V	Yellow	2P+⊕	4	490124	1
	110V	Yellow	3P+⊕	4	490134	1
	110V	Yellow	3P+N+⊕	4	490144	1
	230V	Blue	2P+⊕	6	490126	1
	230V	Blue	3P+⊕	9	490139	1
	230V	Blue	3P+N+⊕	9	490149	1
	400V	Red	2P+⊕	9	490129	1
	400V	Red	3P+⊕	6	490136	1
	400V	Red	3P+N+⊕	6	490146	1
32 fuses 10.3x38	110V	Yellow	2P+⊕	4	490224	1
	110V	Yellow	3P+⊕	4	490234	1
	110V	Yellow	3P+N+⊕	4	490244	1
	230V	Blue	2P+⊕	6	490226	1
	230V	Blue	3P+⊕	9	490239	1
	230V	Blue	3P+N+⊕	9	490249	1
	400V	Red	2P+⊕	9	490229	1
	400V	Red	3P+⊕	6	490236	1
	400V	Red	3P+N+⊕	6	490246	1
	380/440V	Red	3P+⊕	3	490233	1

Equipment included: 4 stainless steel screws for fastening the item to the distribution board or box.

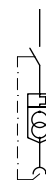
Features: padlockable handle in open or closed position, with max 3 mm Ø padlock. Ready for 2 auxiliary contacts for plug inserted signalling. Fuses not included.

Technical accessories:



page 23

page 75



Socket with safety transformer (SELV) for distribution boards 50-60Hz IP66/IP67

Rated current (A)	Rated voltage	Poles	Power (VA)	Palazzoli code	Pack Qty
16	230/24V	2P	150	490024	1

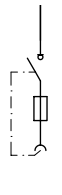
Equipment included: 4 stainless steel screws for fastening the item to the distribution board or cap.

Features: transformer with built-in thermal protection, enabled by a plug-activated bipolar microswitch.

Technical accessories:



page 54




Interlocked socket-outlets fuse holder base and signalling lamp for distribution boards 50-60Hz **IP66/IP67**

Rated current (A)	Rated voltage	Voltage colour	Poles	h ref.	Palazzoli code	Pack Qty
16 fuses 10.3x38	230V		2P+ \neq	6	499126	1
	400V		3P+ \neq	6	499136	1
	400V		3P+N+ \neq	6	499146	1
32 fuses 10.3x38	230V		2P+ \neq	6	499226	1
	400V		3P+ \neq	6	499236	1
	400V		3P+N+ \neq	6	499246	1

Equipment included: 4 stainless steel screws for fastening the item to the distribution board or box.

Features: fuse holder base with tray and LED indicator for blown fuse. Handle padlockable in open or closed position, with max 3 mm \varnothing padlock. Fuses not included.

Technical accessories:



Schuko P17/P30 bivalent domestic socket with watertight cap for plug-in IP66

Description	Flange dimensions (mm)	Pins	Pitch	Type	Palazzoli code	Pack Qty
flange with 1 domestic socket type 2P+ \neq 10/16A P30/P17 230V	103x230 \varnothing 4/4.8	19	P30/P17		579715	1

Equipment included: 4 stainless steel screws for fastening the item to the distribution board.



Closing flange for distribution boards for topTER sockets with switch **IP66/IP67**

Dimensions (mm)	Palazzoli code	Pack Qty
103 x 230	579713	1

Equipment included: 4 stainless steel screws for fastening the item to the distribution board.



Flange for mounting 2 sockets or 2 caps in distribution boards for topTER sockets with switch **IP66/IP67**


Dimensions (mm)	Total installable devices	Max no. with flange 65x83	Max no. with flange 88x100	Palazzoli code	Pack Qty
103 x 230	2	2	1	579714	1

Equipment included: 1 finishing frame for compact sockets,

1 blind flange 65 x 83 mm.

4 stainless steel screws for fastening the item to the distribution board.

Technical accessories:



Flange for mounting 1 63A socket in distribution boards for topTER interlocked socket-outlets **IP66/IP67**

Dimensions (mm)	63A socket-outlet flange dimensions (mm)	Palazzoli code	Pack Qty
103 x 230	100 x 100	579717	1

Equipment included: 4 stainless steel screws for fastening the item to the distribution board.

Technical accessories:



Flange for mounting 3 international sockets 50x50 in distribution boards for topTER socket-outlets with switch **IP65**

Dimensions (mm)	For sockets type	Palazzoli code	Pack Qty
103 x 230	international	579716	1

Equipment included: 4 stainless steel screws for fastening the item to the distribution board.

Technical accessories:





Distribution boards with transparent window for the installation of topTER sockets with switch **IP66**

	Shape	Installable sockets	Power dissipation (W)	Outer dimensions (mm)	Palazzoli code	Pack Qty
10 modules		2	40	239x456	579742	1
16 modules		3	56	350x456	579743	1
22 modules		4	70	461x456	579744	1

Equipment included: DIN rail kit with adjustable supports. Cable clips. Screw cover caps for double insulation. Hinge kit for door opening, modular covers. 1 closing flange for distribution boards 579743 and 579744.
Features: padlockable modular door. Suitable for temporary mounting.



Distribution boards with transparent window for the installation of 1 topTER socket-outlet with switch **IP66**

	Installable sockets	Power dissipation (W)	Outer dimensions (mm)	Palazzoli code	Pack Qty
5 modules	1	22	122x395	579741	1

Features: padlockable modular door.

Technical accessories:



page 163



Distribution boards with blind cover for the installation of topTER sockets with switch **IP66**

	Shape	Installable sockets	Power dissipation (W)	Outer dimensions (mm)	Palazzoli code	Pack Qty
		1	22	122x395	579721	1
		2	40	250x395	579722	1
		3	56	380x395	579723	1



Cover with transparent window and DIN rail for topTER distribution boards with blind cover

No. of DIN modules	For distribution board code	Protection rating	Palazzoli code	Pack Qty
5	579721	IP65	579451	1
12	579722	IP55	579452	1
18	579723	IP55	579453	1

Features: padlockable modular door.



Control unit for modular devices with padlockable door for wall-mounting

Outer dimensions (mm)	No. of DIN modules	Power dissipation (W)	Protection rating	Palazzoli code	Pack Qty
122x158	5	20	IP65	579708	1
250x158	12	40	IP55	579709	1

Technical accessories:



page 163



Bottom box
for **wall-mounting**
IP66/IP67

Dimensions (mm)	For sockets type	Palazzoli code	Pack Qty
108 x 260	topTER sockets with switch	579710*	1

* this box can also be supplied in a heavy-duty HD version. The order number is 579720.

Equipment included: screw cover caps for double insulation.

Technical accessories:



Bottom box
for **flush-mounting**
IP55

Dimensions (mm)	For sockets type	Palazzoli code	Pack Qty
131 x 258	topTER sockets with switch	579712	1

Features: they are perfectly symmetrical and do not require an "up-down" direction for installation.



Bottom box
for **flush-mounting**
IP66/IP67

Dimensions (mm)	For sockets type	Palazzoli code	Pack Qty
115 x 270	topTER sockets with switch	579711	1

Equipment included: screw cover caps for double insulation.

Uses: they can be mounted in panels in steel sheet and insulating material.



Box with cover
for **flush-mounting**
IP56

Outer dimensions (mm)	Inner dimensions (mm)	Palazzoli code	Pack Qty
284x172	236x145x76	575505	1




Control unit
for **panel-mounting**
IP56

Outer dimensions (mm)	No. of DIN modules	Power dissipation (W)	Palazzoli code	Pack Qty
284x172	12	40	575506	1

Equipment included: 2 modular covers, code 579904.

Features: padlockable modular door.



Auxiliary contact NO+NC
for plug inserted signal

For sockets type	Palazzoli code	Pack Qty
topTER industrial and interlocked socket-outlets	579850	1

Notes: topTER interlocked socket-outlets can be equipped with 2 auxiliary contacts



Equipotential bars
for earth connection

No. of holes	Connection Type	Palazzoli code	Pack Qty
4	M5 screws for wire ends up to 25 mm ²	579013	1
10		579014	1

Equipment included: connection screws and fixing supports.

Features: suitable for use in topTER distribution boards with transparent window of dimensions 239x456 and above.



Module covers

No. of DIN modules	For distribution boards	Palazzoli code	Pack Qty
2	all topTER, PRIMA and ULYSSE distribution boards TAIS and TAIS CUBE	579904	20

Uses: allows unused modules, to be covered to achieve the IP40 protection rating.



Coupling fitting with Pg
threading for topTER
distribution boards
IP66

Pg	Mounting hole (mm)	For cable Ø (mm)	Palazzoli code	Pack Qty
21	29	21	580250	1



Transportation handles

For distribution boards	Palazzoli code	Pack Qty
all distribution boards	579011	1



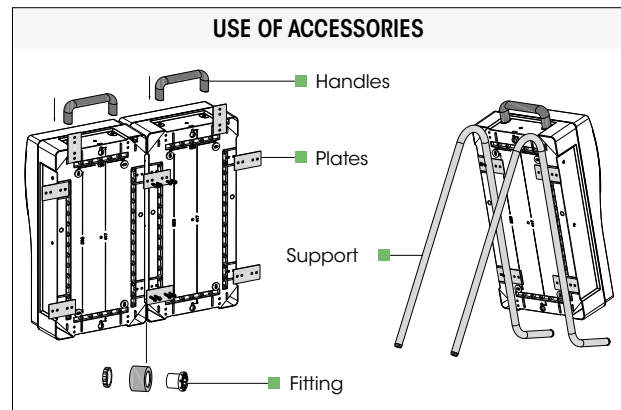
Pair of stainless steel plates
for wall-mounting of topTER
and PRIMA distribution boards

For distribution boards	Palazzoli code	Pack Qty
all topTER and PRIMA distribution boards	579012	10



Universal support
for topTER, PRIMA
and Energy Go
distribution boards

For distribution boards	Palazzoli code	Pack Qty
width 239 mm and above	570010	1






Compliance with standards	IEC/EN 60309-1 IEC/EN 60309-2 IEC/EN 60309-4 IEC/EN 60947-3
Material	Thermoplastic
Protection rating (IP according to IEC/EN 60529)	IP65
Colour	RAL7035
Resistance to abnormal heat and fire ("Glow Wire" according to IEC/EN 60695-2-10)	960°C (switch) 950°C (socket insert) 850°C (socket body)
Flammability rating (according to UL94)	V0 (switch) V2 (socket insert) V2 (socket body)
Impact resistance (IK grade according to IEC/EN 62262)	IK08
Rated current	63A
Operating Voltage	110V - 400V
Operating frequency	50-60Hz
Insulation voltage	690V
Insulation class	II □
Pilot Contact	63A socket-outlets
Storage temperature	-30°C - +70°C
Operating temperature	-25°C - +50°C




Rated operating current:		63A	
Thermal current Ith		A 63	
AC21A	415V	A 63	
	500V		
AC22A	415V	A 63	
	500V		
AC23A	230V	A 50	
	400V		
	500V		
AC23A	230V	kW 12	
	400V		kW 21
	500V		
AC3	230V	kW 10	
	400V		kW 17
	500V		

Wiring data:		63A
Entry cable sections	mm ²	10 - 35
Tightening torque	Nm	3




Interlocked socket-outlets for distribution boards 50-60Hz IP65




Rated current (A)	Rated voltage	Voltage colour	Poles	h ref.	Palazzoli code	Pack Qty
63	110V	Yellow	2P+⊕	4	481324	1
	110V	Yellow	3P+⊕	4	481334	1
	110V	Yellow	3P+N+⊕	4	481344	1
	230V	Blue	2P+⊕	6	481326	1
	230V	Blue	3P+⊕	9	481339	1
	230V	Blue	3P+N+⊕	9	481349	1
	400V	Red	2P+⊕	9	481329	1
	400V	Red	3P+⊕	6	481336	1
	400V	Red	3P+N+⊕	6	481346	1

Equipment included: 6 stainless steel screws for fastening the item to the distribution board or box.
Features: padlockable handle.



Interlocked socket-outlets with fuse holder base for distribution boards 50-60Hz IP65




Rated current (A)	Rated voltage	Voltage colour	Poles	h ref.	Palazzoli code	Pack Qty
63 fuses D02	110V	Yellow	2P+⊕	4	480324	1
	110V	Yellow	3P+⊕	4	480334	1
	110V	Yellow	3P+N+⊕	4	480344	1
	230V	Blue	2P+⊕	6	480326	1
	230V	Blue	3P+⊕	9	480339	1
	230V	Blue	3P+N+⊕	9	480349	1
	400V	Red	2P+⊕	9	480329	1
	400V	Red	3P+⊕	6	480336	1
	400V	Red	3P+N+⊕	6	480346	1

Equipment included: 6 stainless steel screws for fastening the item to the distribution board or box.
Features: padlockable handle. Fuses not included.

Technical accessories:



EASY CONTACT



The **multi-lamellar crown** in a silver-plated copper superalloy ensures:

- wider pin-plug contact surface
- easy removal of plugs from sockets
- perfect cleaning of the pin
- a solid and long-lasting electrical contact



**Flange for mounting
2 topTER sockets
or domoTER caps
IP55**

Dimensions (mm)	Total installable devices	Max no. with flange 65x83	Max no. with flange 88x100	Palazzoli code	Pack Qty
115x290	2	2	2	579719	1

Equipment included: 2 finishing frames for compact sockets. 1 blind flange 65x83 mm
6 stainless steel screws for fastening the item to the distribution board or box.

Technical accessories:




**Flange for mounting
1 CEE 63A socket-outlet
or fixed plug
IP55**

Dimensions (mm)	For sockets type	Palazzoli code	Pack Qty
115x290	63A topTER series	579910	1

Equipment included: 6 stainless steel screws for fastening the item to the distribution board or box.

Technical accessories:



**Adapter flange
for topTER interlocked
socket-outlets
IP65**

Dimensions (mm)	For sockets type	Palazzoli code	Pack Qty
115x290	16A and 32A TopTER	579920	1

Equipment included: 4 stainless steel screws for fastening the item to the distribution board.



**Closing flange
IP55**

Dimensions (mm)	For sockets type	Palazzoli code	Pack Qty
115x290	interlocked with fuse holder base	579902	1

Equipment included: 6 stainless steel screws for fastening the item to the distribution board or box.



**Distribution boards
with blind cover
for the installation
of switched sockets
IP55**

Installable sockets	Power dissipation (W)	Dimensions (mm)	Palazzoli code	Pack Qty
1	22	122x452	579421*	1
2	40	250x452	579422	1
3	56	380x452	579423	1

Equipment included: screw cover caps for double insulation.

Features: * IP65 protection rating.



**Distribution boards
with transparent window
for mounting switched sockets
IP55**

Installable sockets	No. of DIN modules	Power dissipation (W)	Outer dimensions (mm)	Palazzoli code	Pack Qty
1	5	22	122x452	579631*	1
2	12	40	250x452	579622	1
3	18	56	380x452	579623	1

Equipment included: screw cover caps for double insulation. Modular covers.

Features: padlockable modular door.*IP65 protection rating.



**Bottom box
for mounting 1 63A
interlocked socket-outlet
for wall-mounting
IP55**

Dimensions (mm)	For sockets type	Palazzoli code	Pack Qty
115x290	63A topTER interlocked	579400	1

Equipment included: screw cover caps for double insulation.



**Bottom box
for wall-mounting
of one 63A socket
IP55**

Dimensions (mm)	For sockets type	Palazzoli code	Pack Qty
150x300	IP55 63A with or without fuse holder base	575502	1

Equipment included: screw cover caps for double insulation.

Uses: they can be mounted in panels in steel sheet and insulating material.

PRIMA




**FUSE
GUARD**



PRIMA

One size for all versions, with or without fuses, protected and watertight



PRIMA is the only system of interlocked socket-outlets with fuses that are not directly accessible from the front. This feature makes these sockets particularly suitable for installation in public places, preventing unqualified personnel from working on sensitive protection parts such as fuses.


The special plug-in system allows to comfortably wire the distribution board before mounting the socket. Maintenance is facilitated by the absence of annoying flying cables.



PRIMA is the only system of horizontal sockets to incorporate absolute safety technologies, such as a steel interlock mechanism and an AC3-AC23A class isolator switch at rated current.

The aesthetic design enhances PRIMA's integration in all environments. The rounded shape, the reduced projection (only 6 cm) and the absence of dust and dirt build-up areas facilitate cleaning and hygiene.

Suitable for use in the service sector, in places like hypermarkets, hotels, meeting places, offices, industrial ironing facilities and public entertainment venues.



The Easy Composer software which enables to easily create customised distribution boards is available on the www.palazzoli.com website.



The industrial low voltage interlocked socket-outlets of the PRIMA series are a range of products made in technopolymer for standard applications, that comply with the IEC/EN 60309-1, IEC/EN 60309-2 and IEC/EN 60309-4 standards.

The system includes 16A and 32A versions, with and without fuses, with IP44 and IP55 protection ratings and a 24V version with safety transformer.

Sockets with fuses feature a "fuse guard" system that allows to identify in real time the phase where the protection has tripped by means of signalling lamps. The fuses are located at the back of the socket to prevent possible interventions by unqualified personnel, particularly in places open to the public. The interlock system is made with a steel bracket and the switch disconnecter is certified in the AC3-AC23A category at rated current. The range is completed by wall-mounted and flush-mounted boxes and modular distribution boards.

Rated operating current:

			16A	32A
Thermal current I_{th}		A	16	32
AC21A	415V	A	16	32
	500V			
AC22A	415V	A	16	32
	500V			
AC23A	230V	A	16	32
	400V			
	500V			
AC23A	230V	kW	4.5	8.5
	400V		7.5	15
	500V		8.5	17
AC3	230V	kW	4.5	8.5
	400V		7.5	15
	500V		8.5	17

Wiring data:

		16A	32A
Entry cable sections	mm ²	1 - 10	
Tightening torque	Nm	2	

Compliance with standards	IEC/EN 60309-1 IEC/EN 60309-2 IEC/EN 60309-4 IEC/EN 60947-3
Material	Thermoplastic
Protection rating (IP according to IEC/EN 60529)	IP44 - IP55
Colour	RAL7035
Resistance to abnormal heat and fire ("Glow Wire" according to IEC/EN 60695-2-10)	960°C (switch) 850°C (socket insert) 650°C (socket body)
Flammability rating (according to UL94)	V0 (switch) V2 (socket insert) HB (socket body)
Impact resistance (IK grade according to IEC/EN 62262)	IK08
Rated current	16A - 32A
Operating voltage	24V - 440V
Operating frequency	50-60Hz
Insulation voltage	690V
Insulation class	II □
Storage temperature	-30°C - +70°C
Operating temperature	-25°C - +50°C



Resistance to chemical agents

WATER	SALINE SOLUTION	ACIDS		BASES		SOLVENTS			
		CONCENTRATED	DILUTED	CONCENTRATED	DILUTED	ALCOHOL	ACETONE	PERCHLORO-ETHYLENE	BENZENE
↑	→	→	↑	↑	↑	↑	↑	↑	↓
OILS		FATS		AMMONIA	OXIDISERS	INORGANIC SALTS	GASOLINE	DETERGENTS	U.V. RAYS
MINERAL	VEGETABLE	ANIMAL	SYNTHETIC						
↑	↑	↑	↑	↑	→	↑	↑	↑	↑

Legend: ↑ high resistance → partial resistance ↓ low resistance



Interlocked socket-outlets
for distribution boards
50-60Hz **IP44**

Rated current (A)	Rated voltage	Voltage colour	Poles	h ref.	Palazzoli code	Pack Qty
16	110V	Yellow	2P+ \neq	4	493124	1
	230V	Blue	2P+ \neq	6	493126	1
	400V	Red	3P+ \neq	6	493136	1
	400V	Red	3P+N+ \neq	6	493146	1
32	230V	Blue	2P+ \neq	6	493226	1
	400V	Red	3P+ \neq	6	493236	1
	400V	Red	3P+N+ \neq	6	493246	1

Equipment included: 4 stainless steel screws for fastening the item to the distribution board or box.
Features: the handle can be padlocked in the open or closed position with max 3 mm Ø padlock. Fuses not included.

Technical accessories:



page 22



Interlocked socket-outlets
with **fuse holder base**
for distribution boards
50-60Hz **IP44**

Rated current (A)	Rated voltage	Voltage colour	Poles	h ref.	Palazzoli code	Pack Qty
16 fuses 10.3x38	110V	Yellow	2P+ \neq	4	494124	1
	230V	Blue	2P+ \neq	6	494126	1
	400V	Red	3P+ \neq	6	494136	1
	400V	Red	3P+N+ \neq	6	494146	1
32 fuses 10.3x38	230V	Blue	2P+ \neq	6	494226	1
	400V	Red	3P+ \neq	6	494236	1
	400V	Red	3P+N+ \neq	6	494246	1

Equipment included: 4 stainless steel screws for fastening the item to the distribution board or box.
Features: the handle can be padlocked in the open or closed position with max 3 mm Ø padlock. Fuses not included. Plug-in connection on the power supply line.

Technical accessories:



page 22

CUSTOMISED SOLUTIONS



With additional control unit,
using code **579612**



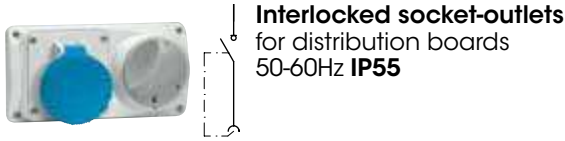
Wall-mounted with frame code
579582



With industrial socket-outlets
using flange code **579718** and
topTER industrial socket-outlets



With signal socket-outlets using
the spacer kits code **579591**



Interlocked socket-outlets
for distribution boards
50-60Hz IP55

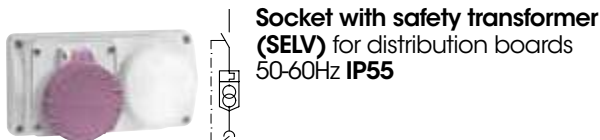
Rated current (A)	Rated voltage	Voltage colour	Poles	h ref.	Palazzoli code	Pack Qty
16	110V	Yellow	2P+⊕	4	495124 *	1
	110V	Yellow	3P+⊕	4	495134	1
	110V	Yellow	3P+N+⊕	4	495144	1
	230V	Blue	2P+⊕	6	495126*	1
	230V	Blue	3P+⊕	9	495139	1
	230V	Blue	3P+N+⊕	9	495149	1
	400V	Red	2P+⊕	9	495129	1
	400V	Red	3P+⊕	6	495136*	1
	400V	Red	3P+N+⊕	6	495146*	1
32	110V	Yellow	2P+⊕	4	495224*	1
	110V	Yellow	3P+⊕	4	495234	1
	110V	Yellow	3P+N+⊕	4	495244	1
	230V	Blue	2P+⊕	6	495226*	1
	230V	Blue	3P+⊕	9	495239	1
	230V	Blue	3P+N+⊕	9	495249	1
	400V	Red	2P+⊕	9	495229	1
	400V	Red	3P+⊕	6	495236*	1
	400V	Red	3P+N+⊕	6	495246*	1
380/440V	Red	3P+⊕	3	495233*	1	

* these sockets can also be supplied in a heavy duty HD version for wall-mounting. For the code number, replace the 495xxx prefix with 497xxx (e.g. from 495124 to 497124). See page 84 for the code number of the box.

Equipment included: 4 stainless steel screws for fastening the item to the distribution board or box.

Features: the handle can be padlocked in the open or closed position with max 3 mm Ø padlock.

Technical accessories:

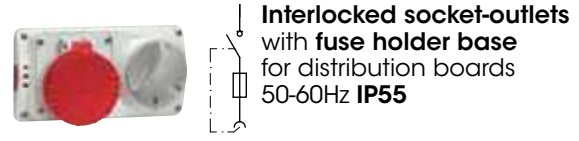


Socket with safety transformer (SELV)
for distribution boards
50-60Hz IP55

Rated current (A)	Rated voltage	Poles	Power (VA)	Palazzoli code	Pack Qty
16	230/24V~	2P	150	496024	1

Equipment included: 4 stainless steel screws for fastening the item to the distribution board or box.
Features: transformer with built-in thermal protection, enabled by a plug-activated bipolar microswitch.

Technical accessories:



Interlocked socket-outlets
with fuse holder base
for distribution boards
50-60Hz IP55

Rated current (A)	Rated voltage	Voltage colour	Poles	h ref.	Palazzoli code	Pack Qty
16 fuses 10.3x38	110V	Yellow	2P+⊕	4	496124	1
	110V	Yellow	3P+⊕	4	496134	1
	110V	Yellow	3P+N+⊕	4	496144	1
	230V	Blue	2P+⊕	6	496126	1
	230V	Blue	3P+⊕	9	496139	1
	230V	Blue	3P+N+⊕	9	496149	1
	400V	Red	2P+⊕	9	496129	1
	400V	Red	3P+⊕	6	496136	1
	400V	Red	3P+N+⊕	6	496146	1
32 fuses 10.3x38	110V	Yellow	2P+⊕	4	496224	1
	110V	Yellow	3P+⊕	4	496234	1
	110V	Yellow	3P+N+⊕	4	496244	1
	230V	Blue	2P+⊕	6	496226	1
	230V	Blue	3P+⊕	9	496239	1
	230V	Blue	3P+N+⊕	9	496249	1
	400V	Red	2P+⊕	9	496229	1
	400V	Red	3P+⊕	6	496236	1
	400V	Red	3P+N+⊕	6	496246	1
380/440V	Red	3P+⊕	3	496233	1	

Equipment included: 4 stainless steel screws for fastening the item to the distribution board or box.
Features: the handle can be padlocked in the open or closed position with max 3 mm Ø padlock. Fuses not included. Plug-in connection on the power supply line.

Technical accessories:



Flange for mounting 2 topTER sockets or 2 domoTER caps IP55



Total installable devices	Max no. with flange 65x83	Max no. with flange 88x100	Palazzoli code	Pack Qty
2	2	1	579718	1

Equipment included: 4 stainless steel screws for fastening the item to the distribution board. Finishing frames for compact sockets. 1 blind flange 65x83mm.

Technical accessories:





Distribution boards
for mounting PRIMA devices
IP55

	Shape	Installable sockets	Power dissipation (W)	Outer dimensions (mm)	Palazzoli code	Pack Qty
9 modules		2	36	212x414	579620	1
blind		2	36	212x414	579621	1
9+9 modules		2	50	424x280	579602	1
9+9 modules		4	70	424x410	579640	1
9 modules		4	70	424x410	579641	1
blind		4	70	424x410	579642	1

Equipment included: screw cover caps for double insulation, modular covers.
1 closing flange for distribution boards 579620, 579621, 579602.
2 closing flanges for distribution boards 579640, 579641, 579642.
Features: padlockable modular door.

Technical accessories:




Bottom box
for wall-mounting
IP55

Dimensions (mm)	For sockets type	Palazzoli code	Pack Qty
103x206	PRIMA sockets with switch	579500*	1

* this box can also be supplied in a heavy-duty HD version.
The Code Number is 579700.

Equipment included: screw cover caps for double insulation.

Technical accessories:



Bottom box
for flush-mounting
IP55

Dimensions (mm)	For sockets type	Palazzoli code	Pack Qty
132.5x235.5	PRIMA sockets with switch	579510	1

Equipment included: spacer kit.

Features: they do not require an "UP-DOWN" direction for installation.
When used with interlocked socket-outlets with fuses, the box must first be flush-mounted in the wall. The use of the special kit allows to gain an extra 3 mm in depth.



Bottom box
for flush-mounting
IP55

Dimensions (mm)	For sockets type	Palazzoli code	Pack Qty
115x240	PRIMA sockets with switch	575501	1

Uses: they enable to mount the socket-outlets in panels in steel sheet and insulating material.



9 modules



Control unit
for modular devices
for wall-mounting
IP55

Description	Power dissipation (W)	Dimensions (mm)	Palazzoli code	Pack Qty
with 9 module transparent window	36	212x174	579612	1

Equipment included: 2 modular covers, code 579904. Screw cover caps for double insulation.
Features: padlockable modular door.



Coupling fitting
with Pg threading for topTER
and PRIMA distribution boards
IP66

Pg	Mounting hole (mm)	For cable Ø (mm)	Palazzoli code	Pack Qty
21	29	21	580250	1



Closing flange
for PRIMA distribution boards
IP55

Dimensions (mm)	Palazzoli code	Pack Qty
206x103	579901	1

Equipment included: 4 stainless steel screws for fastening the item to the distribution board.
Uses: enables unused housings of all PRIMA series flanged distribution boards to be closed.



Finishing frames
for flush-mounting
of PRIMA distribution boards

For distribution boards, code	Palazzoli code	Pack Qty
579620 and 579621	579582	1
579640, 579641 and 579642	579584	1



Spacing kits
for distribution boards
with 4 sockets

Description	Palazzoli code	Pack Qty
a horizontal divider and a vertical divider with friction mounting	579591	1

X-CEE





ALL RIGHTS RESERVED
PATENT
PENDING



X-CEE

The only interlocked mobile socket to safely distribute electric energy anywhere



The plug is plugged into the socket that is not powered: the switch snaps automatically when the safety ring is turned counterclockwise, therefore energy is drawn in total safety.

To remove the plug, the safety ring must be rotated clockwise. This will cause the switch to cut off the power supply from the socket, enabling the plug to be pulled out in total safety.



Simplicity is found in the smart cable gland that makes the X-CEE suitable for all types of cables, with a versatility that is unique on the market. It is easily clampable, thanks to the ability to tighten the cable with a screwdriver. The slot of the cable gland can also be used as a hook for suspension.

Indirect clamping HD terminals are standard throughout the range. They guarantee the integrity of the cables for an even passage of current and prevent overheating and cable breakage.

Suitable for field plants, building sites, major events, markets, amusement areas, cultural events, exhibition centres, public places, quarries, mines, agricultural and food industry, marinas, commercial ports and shipyards, in external embedded boxes, distribution boards, mobile distribution boards, automation boards.



Socket-outlets with isolator switch, safety performance, compliant with IEC/EN 60309-1, IEC/EN 60309-2 and IEC/EN 60309-4 standards. The quality of the materials, the terminals with cage clamps throughout the range, the broad entry cable clamping, the total protection rating, the resistance to impacts and crushing make this range suitable for use in the harshest environments.

Moreover, the range distinguishes itself for its simplicity of use: easy cable clamping, possibility of use in suspension, absence of screws to secure the grips, ergonomics of shapes. Versions not available directly with a code in the catalogue can be realised by composing the plug insert with the grip or flange to achieve the desired configuration.

The interlock system is made with reinforced technopolymer elements and the switch disconnecter is certified to the AC-23A category.

The mobile rotoswitches guarantee safety for the operators in any work environment.

Rated operating current:

			16A	32A	63A	125A
Thermal current I_{th}		A	16	32	63	125
AC21A		A	16	32	63	125
AC22A		A	16	32	63	125
AC23A		A	16	32	63	125
AC23A	230V	kW	5.1	10.2	20.1	39.8
	400V		8.9	17.7	34.9	69.3
	500V		11.1	22.2	43.6	86.6
	690V		15.3	30.6	60.2	120

Cable features:

Rated current (A)	Poles	Entry cable diameter (mm)	Cable cross-section range (mm ²)
16	2P+⊕	6.3 - 18	1 - 10
	3P+⊕		
	3P+N+⊕	9 - 23	
32	2P+⊕	9 - 23	1 - 10
	3P+⊕		
	3P+N+⊕	13 - 27	
63	2P+⊕	14 - 36	6 - 25
	3P+⊕		
	3P+N+⊕		
125	2P+⊕	16 - 50	16 - 70
	3P+⊕		
	3P+N+⊕		

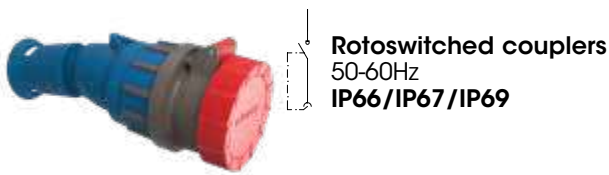
Compliance with standards	IEC/EN 60309-1 IEC/EN 60309-2 IEC/EN 60309-4 IEC/EN 60947-3
Casing material	Reinforced technopolymer
Protection rating (IP according to IEC/EN 60529)	IP66/IP67/IP69 (see page 46)
Colour	RAL 7046 Grey, RAL 5015 Blue
Receptacle material	Solid nickel-plated brass
Resistance to abnormal heat and fire ("Glow wire" according to IEC/EN 60695-2-10)	960°C (wire terminal block) 850°C (casings)
Flammability rating (according to UL94)	V0 (wire terminal block) V2 (casings)
Impact resistance (IK grade according to IEC/EN 62262)	IK10
Resistance to crushing	> 500Kg
Rated current	16A - 32A - 63A - 125A
Operating voltage	50V - 690V
Utilisation category	AC-23A
Operating frequency	50Hz - 60Hz
Insulation voltage	690V
Pilot contact	63A and 125A plugs and socket-outlets
Storage temperature	-50°C - +90°C
Operating temperature	-40°C - +60°C



Resistance to chemical agents

WATER	SALINE SOLUTION	ACIDS		BASES		SOLVENTS			
		CONCENTRATED	DILUTED	CONCENTRATED	DILUTED	ALCOHOL	ACETONE	PERCHLORO-ETHYLENE	BENZENE
↑	↑	→	→	↑	↑	↑	↑	↑	↓
OILS		FATS		AMMONIA	OXIDISERS	INORGANIC SALTS	GASOLINE	DETERGENTS	U.V. RAYS
MINERAL	VEGETABLE	ANIMAL	SYNTHETIC						
↑	↑	↑	↑	↑	→	↑	↑	↑	↑

Legend: ↑ high resistance → partial resistance ↓ low resistance



Rotoswitched couplers
50-60Hz
IP66/IP67/IP69

Rated current (A)	Rated voltage	Voltage colour	Poles	h ref.	Palazzoli code	Pack Qty
16	110V	Yellow	2P+⊕	4	410124	1
	110V	Yellow	3P+⊕	4	410134	1
	110V	Yellow	3P+N+⊕	4	410144	1
	230V	Blue	2P+⊕	6	410126	1
	230V	Blue	3P+⊕	9	410139	1
	230V	Blue	3P+N+⊕	9	410149	1
	400V	Red	2P+⊕	9	410129	1
	400V	Red	3P+⊕	6	410136	1
	400V	Red	3P+N+⊕	6	410146	1
	500V	Black	3P+⊕	7	410137	1
500V	Black	3P+N+⊕	7	410147	1	
32	110V	Yellow	2P+⊕	4	410224	1
	110V	Yellow	3P+⊕	4	410234	1
	110V	Yellow	3P+N+⊕	4	410244	1
	230V	Blue	2P+⊕	6	410226	1
	230V	Blue	3P+⊕	9	410239	1
	230V	Blue	3P+N+⊕	9	410249	1
	400V	Red	2P+⊕	9	410229	1
	400V	Red	3P+⊕	6	410236	1
	400V	Red	3P+N+⊕	6	410246	1
	500V	Black	3P+⊕	7	410237	1
500V	Black	3P+N+⊕	7	410247	1	
380-440V	Red	3P+⊕	3	410233	1	
63	110V	Yellow	2P+⊕	4	410324	1
	110V	Yellow	3P+⊕	4	410334	1
	110V	Yellow	3P+N+⊕	4	410344	1
	230V	Blue	2P+⊕	6	410326	1
	230V	Blue	3P+⊕	9	410339	1
	230V	Blue	3P+N+⊕	9	410349	1
	400V	Red	2P+⊕	9	410329	1
	400V	Red	3P+⊕	6	410336	1
	400V	Red	3P+N+⊕	6	410346	1
	500V	Black	3P+⊕	7	410337	1
500V	Black	3P+N+⊕	7	410347	1	
125	110V	Yellow	3P+⊕	4	410434	1
	110V	Yellow	3P+N+⊕	4	410444	1
	230V	Blue	3P+⊕	9	410439	1
	230V	Blue	3P+N+⊕	9	410449	1
	400V	Red	3P+⊕	6	410436	1
	400V	Red	3P+N+⊕	6	410446	1
	500V	Black	3P+⊕	7	410437	1
	500V	Black	3P+N+⊕	7	410447	1

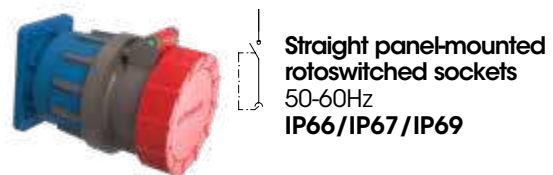
Features: rotoswitches padlockable in position 0 and 1 with padlock code 419000.

The sockets are designed to allow for padlocking, either in a stand-alone fashion or connected to the plugs. The padlock must have a min. shackle width of 10.5 mm, a height of 32 mm and a max. wire Ø of 3.5 mm.

Technical accessories:

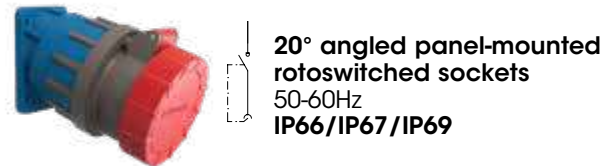


page 47



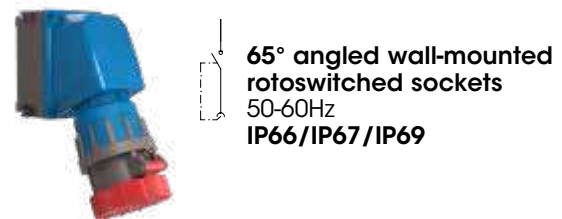
Straight panel-mounted rotoswitched sockets
50-60Hz
IP66/IP67/IP69

Rated current (A)	Rated voltage	Flange dimensions (mm)	Voltage colour	Poles	h ref.	Palazzoli code	Pack Qty
16	110V	65x83	Yellow	2P+⊕	4	412124	1
	230V	65x83	Blue	2P+⊕	6	412126	1
	400V	65x83	Red	3P+⊕	6	412136	1
	400V	65x83	Red	3P+N+⊕	6	412146	1
32	110V	65x83	Yellow	2P+⊕	4	412224	1
	230V	65x83	Blue	2P+⊕	6	412226	1
	400V	65x83	Red	3P+⊕	6	412236	1
	400V	100x108	Red	3P+N+⊕	6	412246	1
63	380-440V	65x83	Red	3P+⊕	3	412233	1
	400V	100x108	Red	3P+⊕	6	412336	1
	400V	100x108	Red	3P+N+⊕	6	412346	1
125	400V	114x114	Red	3P+⊕	6	412436	1
	400V	114x114	Red	3P+N+⊕	6	412446	1



20° angled panel-mounted rotoswitched sockets
50-60Hz
IP66/IP67/IP69

Rated current (A)	Rated voltage	Flange dimensions (mm)	Voltage colour	Poles	h ref.	Palazzoli code	Pack Qty
16	110V	65x83	Yellow	2P+⊕	4	413124	1
	230V	65x83	Blue	2P+⊕	6	413126	1
	400V	65x83	Red	3P+⊕	6	413136	1
	400V	65x83	Red	3P+N+⊕	6	413146	1
32	110V	65x83	Yellow	2P+⊕	4	413224	1
	230V	65x83	Blue	2P+⊕	6	413226	1
	400V	65x83	Red	3P+⊕	6	413236	1
	400V	100x108	Red	3P+N+⊕	6	413246	1
63	400V	100x108	Red	3P+⊕	6	413336	1
	400V	100x108	Red	3P+N+⊕	6	413346	1
	400V	114x114	Red	3P+⊕	6	413436	1
125	400V	114x114	Red	3P+N+⊕	6	413446	1



65° angled wall-mounted rotoswitched sockets
50-60Hz
IP66/IP67/IP69

Rated current (A)	Rated voltage	Voltage colour	Poles	h ref.	Palazzoli code	Pack Qty
16	110V	Yellow	2P+⊕	4	416124	1
	230V	Blue	2P+⊕	6	416126	1
	400V	Red	3P+⊕	6	416136	1
	400V	Red	3P+N+⊕	6	416146	1
32	110V	Yellow	2P+⊕	4	416224	1
	230V	Blue	2P+⊕	6	416226	1
	400V	Red	3P+⊕	6	416236	1
	400V	Red	3P+N+⊕	6	416246	1
63	400V	Red	3P+⊕	6	416336	1
	400V	Red	3P+N+⊕	6	416346	1
125	400V	Red	3P+⊕	6	416436	1
	400V	Red	3P+N+⊕	6	416446	1

Common features: rotoswitches padlockable in position 0 and 1 with padlock code 419000.

The sockets are designed to allow for padlocking, either in a stand-alone fashion or connected to the plugs. The padlock must have a min. shackle width of 10.5 mm, a height of 32 mm and a max. wire Ø of 3.5 mm.



Rotoswitched sockets
IP66/IP67/IP69

Rated current (A)	Frequency	Rated voltage	Voltage colour	Poles	h ref.	Palazzoli code	Pack Qty	
16	50-60Hz	110V	●	2P+⊕	4	419124	1	
	50-60Hz	110V	●	3P+⊕	4	419134	1	
	50-60Hz	110V	●	3P+N+⊕	4	419144	1	
	50-60Hz	220V	●	2P+⊕	6	419126	1	
	50-60Hz	220V	●	3P+⊕	9	419139	1	
	50-60Hz	220V	●	3P+N+⊕	9	419149	1	
	50-60Hz	400V	●	2P+⊕	9	419129	1	
	50-60Hz	400V	●	3P+⊕	6	419136	1	
	50-60Hz	400V	●	3P+N+⊕	6	419146	1	
	50-60Hz	500V	●	2P+⊕	7	419127	1	
	50-60Hz	500V	●	3P+⊕	7	419137	1	
	50-60Hz	500V	●	3P+N+⊕	7	419147	1	
	50-60Hz	690V	●	3P+⊕	5	419135	1	
	50-60Hz	690V	●	3P+N+⊕	5	419145	1	
	DC	>250V	●	2P+⊕	8	419121	1	
	100-300Hz	>50V	●	2P+⊕	10	419120	1	
	100-300Hz	>50V	●	3P+⊕	10	419130	1	
	100-300Hz	>50V	●	3P+N+⊕	10	419140	1	
	60Hz	440-460V	●	3P+⊕	11	419131	1	
	60Hz	440-460V	●	3P+N+⊕	11	419141	1	
	50-60Hz	>50V	●	2P+⊕	12	419128	1	
	50-60Hz	>50V	●	3P+⊕	12	419138	1	
	300-500Hz	>50V	●	2P+⊕	2	419122	1	
	300-500Hz	>50V	●	3P+⊕	2	419132	1	
	300-500Hz	>50V	●	3P+N+⊕	2	419142	1	
	DC	>50-250V	●	2P+⊕	3	419123	1	
	50-60Hz	380-440V	●	3P+⊕	3	419133	1	
	50-60Hz	380-440V	●	3P+N+⊕	3	419143	1	
	32	50-60Hz	110V	●	2P+⊕	4	419224	1
		50-60Hz	110V	●	3P+⊕	4	419234	1
		50-60Hz	110V	●	3P+N+⊕	4	419244	1
		50-60Hz	220V	●	2P+⊕	6	419226	1
50-60Hz		220V	●	3P+⊕	9	419239	1	
50-60Hz		220V	●	3P+N+⊕	9	419249	1	
50-60Hz		400V	●	2P+⊕	9	419229	1	
50-60Hz		400V	●	3P+⊕	6	419236	1	
50-60Hz		400V	●	3P+N+⊕	6	419246	1	
50-60Hz		500V	●	2P+⊕	7	419227	1	
50-60Hz		500V	●	3P+⊕	7	419237	1	
50-60Hz		500V	●	3P+N+⊕	7	419247	1	
50-60Hz		690V	●	3P+⊕	5	419235	1	
50-60Hz		690V	●	3P+N+⊕	5	419245	1	
DC		>250V	●	2P+⊕	8	419221	1	
100-300Hz		>50V	●	2P+⊕	10	419220	1	
100-300Hz		>50V	●	3P+⊕	10	419230	1	
100-300Hz		>50V	●	3P+N+⊕	10	419240	1	
60Hz		440-460V	●	3P+⊕	11	419231	1	
60Hz		440-460V	●	3P+N+⊕	11	419241	1	
50-60Hz		>50V	●	2P+⊕	12	419228	1	
50-60Hz		>50V	●	3P+⊕	12	419238	1	
300-500Hz		>50V	●	2P+⊕	2	419222	1	
300-500Hz		>50V	●	3P+⊕	2	419232	1	
300-500Hz		>50V	●	3P+N+⊕	2	419242	1	
DC		>50-250V	●	2P+⊕	3	419223	1	
50-60Hz		380-440V	●	3P+⊕	3	419233	1	
50-60Hz		380-440V	●	3P+N+⊕	3	419243	1	

Rated current (A)	Frequency	Rated voltage	Voltage colour	Poles	h ref.	Palazzoli code	Pack Qty	
63	50-60Hz	110V	●	2P+⊕	4	419324	1	
	50-60Hz	110V	●	3P+⊕	4	419334	1	
	50-60Hz	110V	●	3P+N+⊕	4	419344	1	
	50-60Hz	220V	●	2P+⊕	6	419326	1	
	50-60Hz	220V	●	3P+⊕	9	419339	1	
	50-60Hz	220V	●	3P+N+⊕	9	419349	1	
	50-60Hz	400V	●	2P+⊕	9	419329	1	
	50-60Hz	400V	●	3P+⊕	6	419336	1	
	50-60Hz	400V	●	3P+N+⊕	6	419346	1	
	50-60Hz	500V	●	2P+⊕	7	419327	1	
	50-60Hz	500V	●	3P+⊕	7	419337	1	
	50-60Hz	500V	●	3P+N+⊕	7	419347	1	
	50-60Hz	690V	●	3P+⊕	5	419335	1	
	50-60Hz	690V	●	3P+N+⊕	5	419345	1	
	DC	>250V	●	2P+⊕	8	419321	1	
	100-300Hz	>50V	●	2P+⊕	10	419320	1	
	100-300Hz	>50V	●	3P+⊕	10	419330	1	
	100-300Hz	>50V	●	3P+N+⊕	10	419340	1	
	60Hz	440-460V	●	3P+⊕	11	419331	1	
	60Hz	440-460V	●	3P+N+⊕	11	419341	1	
	50-60Hz	>50V	●	2P+⊕	12	419328	1	
	50-60Hz	>50V	●	3P+⊕	12	419338	1	
	300-500Hz	>50V	●	2P+⊕	2	419322	1	
	300-500Hz	>50V	●	3P+⊕	2	419332	1	
	300-500Hz	>50V	●	3P+N+⊕	2	419342	1	
	DC	>50-250V	●	2P+⊕	3	419323	1	
	50-60Hz	380-440V	●	3P+⊕	3	419333	1	
	50-60Hz	380-440V	●	3P+N+⊕	3	419343	1	
	125	50-60Hz	110V	●	2P+⊕	4	419424	1
		50-60Hz	110V	●	3P+⊕	4	419434	1
		50-60Hz	110V	●	3P+N+⊕	4	419444	1
		50-60Hz	220V	●	2P+⊕	6	419426	1
50-60Hz		220V	●	3P+⊕	9	419439	1	
50-60Hz		220V	●	3P+N+⊕	9	419449	1	
50-60Hz		400V	●	2P+⊕	9	419429	1	
50-60Hz		400V	●	3P+⊕	6	419436	1	
50-60Hz		400V	●	3P+N+⊕	6	419446	1	
50-60Hz		500V	●	2P+⊕	7	419427	1	
50-60Hz		500V	●	3P+⊕	7	419437	1	
50-60Hz		500V	●	3P+N+⊕	7	419447	1	
50-60Hz		690V	●	3P+⊕	5	419435	1	
50-60Hz		690V	●	3P+N+⊕	5	419445	1	
DC		>250V	●	2P+⊕	8	419421	1	
100-300Hz		>50V	●	2P+⊕	10	419420	1	
100-300Hz		>50V	●	3P+⊕	10	419430	1	
100-300Hz		>50V	●	3P+N+⊕	10	419440	1	
60Hz		440-460V	●	3P+⊕	11	419431	1	
60Hz		440-460V	●	3P+N+⊕	11	419441	1	
50-60Hz		>50V	●	2P+⊕	12	419428	1	
50-60Hz		>50V	●	3P+⊕	12	419438	1	
300-500Hz		>50V	●	2P+⊕	2	419422	1	
300-500Hz		>50V	●	3P+⊕	2	419432	1	
300-500Hz		>50V	●	3P+N+⊕	2	419442	1	
DC		>50-250V	●	2P+⊕	3	419423	1	
50-60Hz		380-440V	●	3P+⊕	3	419433	1	
50-60Hz		380-440V	●	3P+N+⊕	3	419443	1	

Features: rotoswitches padlockable in position 0 and 1 with padlock code 419000.
The sockets are designed to allow for padlocking, either in a stand-alone fashion or connected to the plugs. The padlock must have a min. shackle width of 10.5 mm, a height of 32 mm and a max. wire Ø of 3.5 mm.



Handles
IP66/IP67/IP68/IP69

Rated current (A)	Poles	Entry cable diameter (mm)	Palazzoli code	Pack Qty
16	2P+⊕	6.3 - 18	419001	5
	3P+⊕	6.3 - 18	419002	5
	3P+N+⊕	9 - 23	419003	5
32	2P+⊕ / 3P+⊕	9 - 23		5
	3P+N+⊕	13 - 27	419004	5
63	2P+⊕ / 3P+⊕ / 3P+N+⊕	14 - 36	419005	5
125	2P+⊕ / 3P+⊕ / 3P+N+⊕	16 - 50	419006	5



Straight panel-mounted flanges
IP66/IP67/IP68/IP69

Rated current (A)	Poles	Flange dimensions (mm)	Palazzoli code	Pack Qty
16	2P+⊕	65x83	419021	5
	3P+⊕	65x83	419022	5
	3P+N+⊕	65x83	419023	5
32	2P+⊕ / 3P+⊕	65x83		5
	3P+N+⊕	100x108	419024	5
63	2P+⊕ / 3P+⊕ / 3P+N+⊕	100 x 108	419025	5
125	2P+⊕ / 3P+⊕ / 3P+N+⊕	114x114	419026	5



20° angled panel-mounted flanges
IP66/IP67/IP68/IP69

Rated current (A)	Poles	Flange dimensions (mm)	Palazzoli code	Pack Qty
16	2P+⊕	65x83	419031	5
	3P+⊕	65x83	419032	5
	3P+N+⊕	65x83	419033	5
32	2P+⊕ / 3P+⊕	65x83		5
	3P+N+⊕	100x108	419034	5
63	2P+⊕ / 3P+⊕ / 3P+N+⊕	100x108	419035	5
125	2P+⊕ / 3P+⊕ / 3P+N+⊕	114x114	419036	5



Padlock for
rotoswitched sockets

Wire diameter (mm)	Material	Palazzoli code	Pack Qty
2.75	steel - brass	419000	1

Uses: the padlock prevents the safety ring from turning.



65° angled wall-mounted boxes
modular with TAIS system
IP66/IP67/IP68/IP69

For flange with dimensions (mm)	Box dimensions (mm)	Palazzoli code	Pack Qty
65x83	92x125	532131	1
100x108	125x185	532132	1
114x114	-	532133	1



Wall-mounted single gang boxes
modular with TAIS system
IP66/IP67/IP68/IP69

For flange with dimensions (mm)	Box dimensions (mm)	Palazzoli code	Pack Qty
65x83	92x125	532101	1
100x108	125x185	532102	1
114x114	-	532103	1



Wall-mounted double gang boxes
modular with TAIS system
IP66/IP67/IP68/IP69

For flange with dimensions (mm)	Box dimensions (mm)	Palazzoli code	Pack Qty
2x(65x83)	92x255	532121	1
2x(100x108)	125x352	532122	1



Blind flanges
for wall-mounted boxes
IP66/IP67/IP68/IP69

Flange dimensions (mm)	Palazzoli code	Pack Qty
65x83	532843	1
100x108	532842	1

TAIS





TAIS

The most complete range of interlocked socket-outlets and isolator switches. Once installed, they last forever



All products of the TAIS series are made in Palazzoli thermosetting GRP, a material that does not propagate flame, does not produce toxic gases, is resistant to chemicals over time and is as non-deformable as metal.

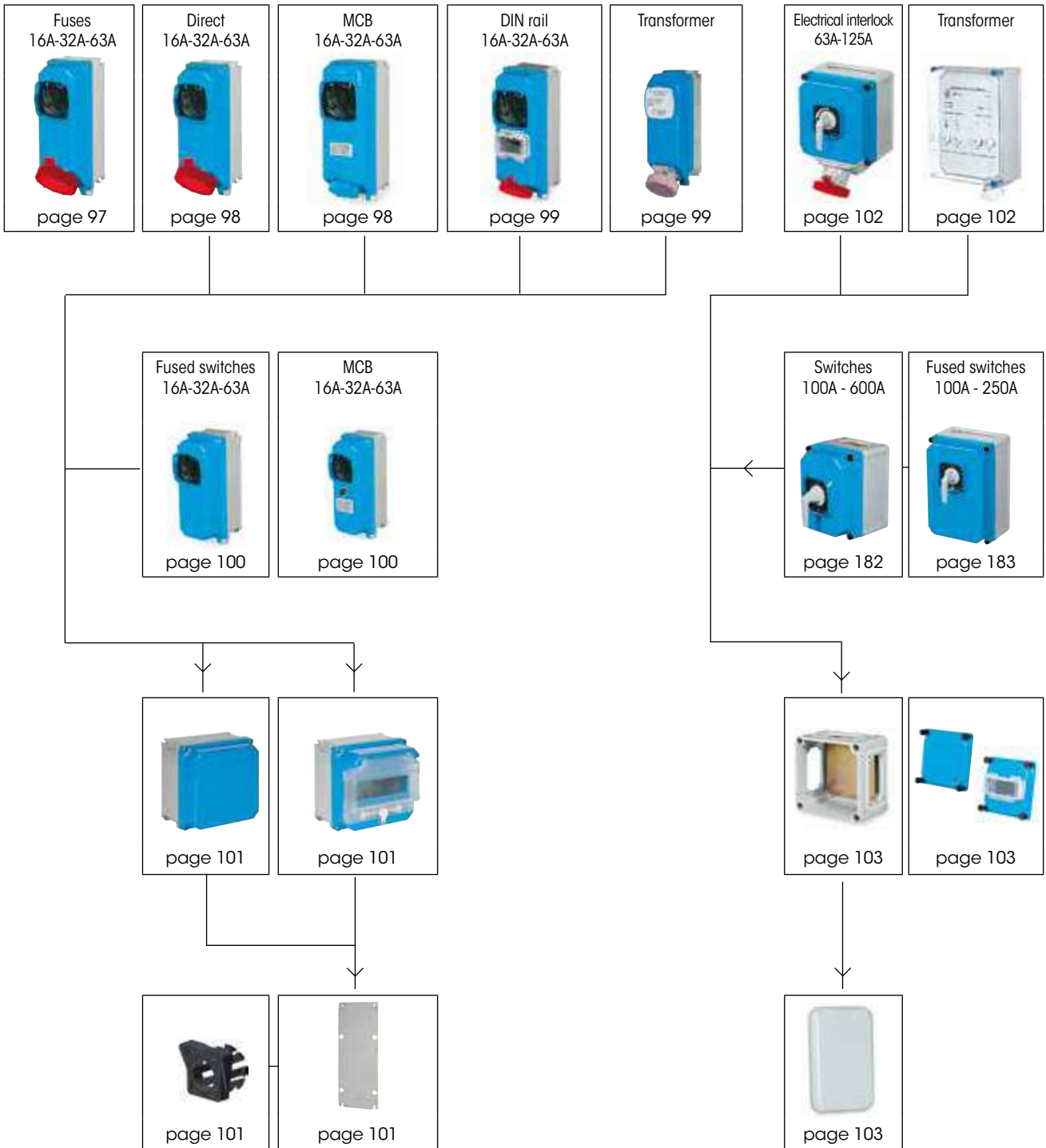
The "heart" of TAIS is an isolator switch of the AC3-AC23A category at rated current that allows a safe operation even with highly inductive loads.



The fuse holder base and the interlock system are tightly fitted to the bottom of each socket and are composed of ceramic and steel that ensure maximum safety.

The TAIS features an exclusive patented handle that allows you to identify the switch status even from a long distance. The handle can be padlocked in position 0 and 1.

Suitable for use in cellars, port areas, airports, containers, cold storage and industrial plants.



The Easy Composer software which enables to easily create customised distribution boards is available on the www.palazzoli.com website.

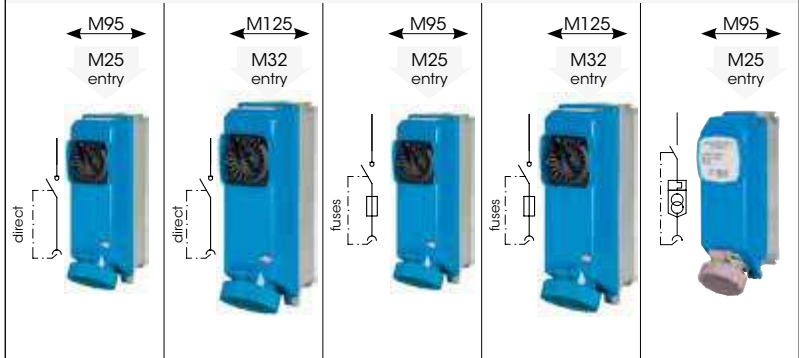


COUPLING FITTINGS



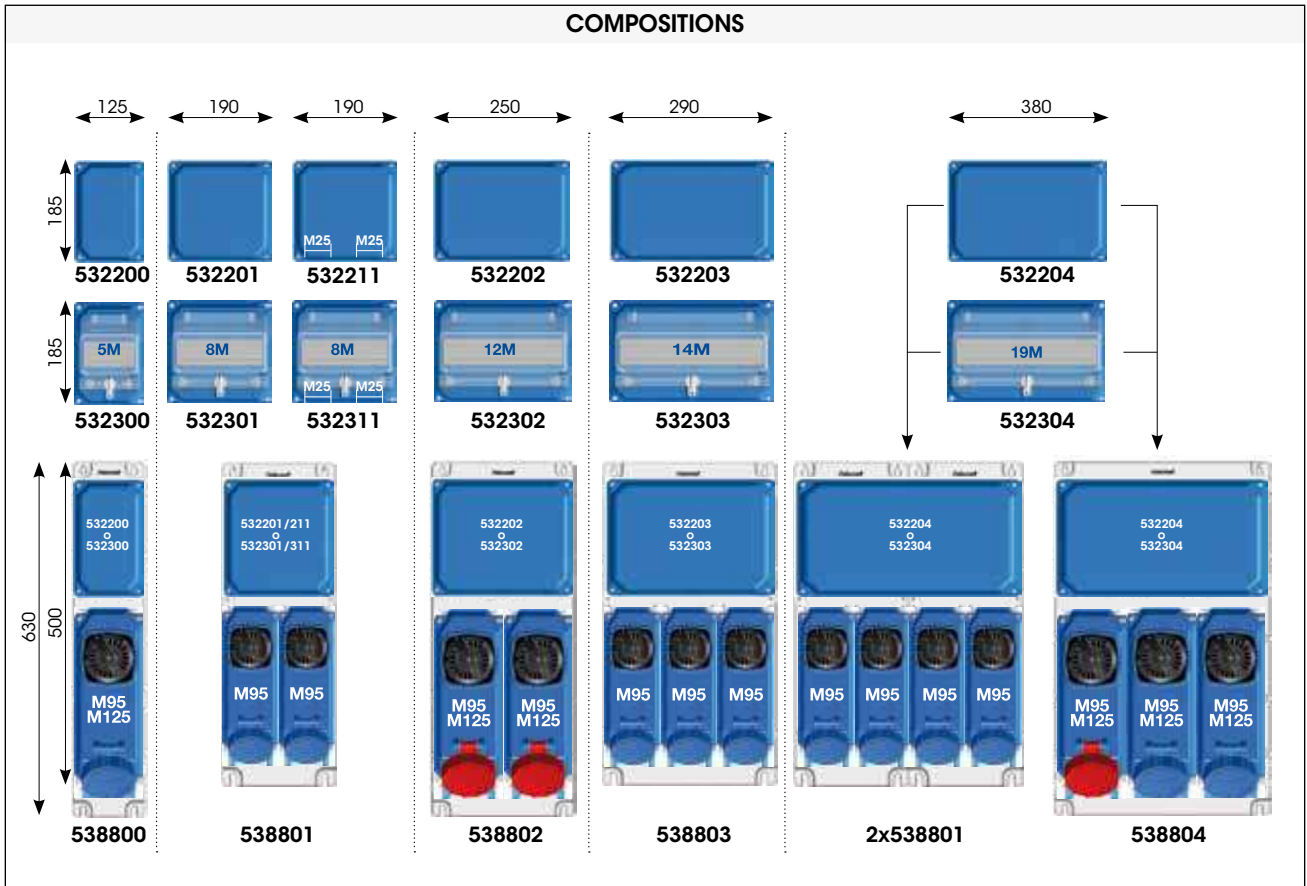
M25 **538425**
M32 **538432**

THE MOST COMMONLY USED INTERLOCKED SOCKET-OUTLETS



16A	230V	2P+⊕	470126	472620	
	400V	3P+⊕	470136	472730	
	400V	3P+N+⊕	470146	472830	
32A	230V	2P+⊕	469226	468226	
	400V	3P+⊕	469236	468236	
	400V	3P+N+⊕		470246	472831
63A	400V	3P+⊕		470336	472732
	400V	3P+N+⊕		470346	472832
16A	24V	2P 150 VA			469873

COMPOSITIONS





The industrial low voltage interlocked socket-outlets of the TAIS series are a range of products made in Palazzoli thermosetting GRP for heavy-duty applications, that comply with the IEC/EN 60309-1, IEC/EN 60309-2 and IEC/EN 60309-4 standards. The system includes versions from 16A to 125A, with or without fuses, with MCB or with DIN rail that can be fitted with modular devices and with electrical interlock. The sockets feature a IP67 or IP66/IP67 protection rating and can be combined in compositions using the appropriate blind or transparent boxes. Versions above 32A feature Easy Contact receptacles for maximum contact performance over time and easier connection and disconnection operations. The circuit protections, the fuses located in ceramic bases and the MCBs fixed on rail, are tightly fixed to the bottom of the socket and are accessible by opening the front lid in thermosetting GRP material. The interlock system is made with a steel bracket while the switch disconnecter is certified to the AC3-AC23A category at rated current.

Rated operating current:			16A	32A	63A
Thermal current I _{th}		A	16	32	63
AC21A	415V	A	16	32	63
	500V	A	16	32	63
AC22A	415V	A	16	32	63
	500V	A	16	32	63
AC23A	230V	A	16	32	63
	400V				
	500V				
AC23A	230V	kW	4.5	8.5	20
	400V		7.5	15	34
	500V		8.5	17	44
AC3	230V	kW	4.5	8.5	18
	400V		7.5	15	31
	500V		8.5	17	40

Wiring data:			16A	32A	63A
Entry cable sections	mm ²		1 - 10		6 - 16
Tightening torque	Nm		2		

Compliance with standards	IEC/EN 60309-1 IEC/EN 60309-2 IEC/EN 60309-4 IEC/EN 60947-3
Material	Palazzoli thermosetting GRP
Protection rating (IP according to IEC/EN 60529)	IP66/IP67 (Module 95) IP67 (Module 125-250)
Colour	RAL5015 (cover) RAL7042 (base)
Resistance to abnormal heat and fire ("Glow Wire" according to IEC/EN 60695-2-10)	960°C
Flammability rating (according to UL94)	V0
Impact resistance (IK grade according to IEC/EN 62262)	IK10
Rated current	16A - 32A - 63A - 125A
Operating voltage	24V - 690V
Operating frequency	50-60Hz
Insulation voltage	690V
Insulation class	II □
Storage temperature	-50°C - +80°C
Operating temperature	-25°C - +50°C



Resistance to chemical agents

WATER	SALINE SOLUTION	ACIDS		BASES		SOLVENTS			
		CONCENTRATED	DILUTED	CONCENTRATED	DILUTED	ALCOHOL	ACETONE	PERCHLORO-ETHYLENE	BENZENE
↑	↑	→	↑	↑	↑	↑	↑	↑	↑
OILS		FATS		AMMONIA	OXIDISERS	INORGANIC SALTS	GASOLINE	DETERGENTS	U.V. RAYS
MINERAL	VEGETABLE	ANIMAL	SYNTHETIC						
↑	↑	↑	↑	↑	↑	↑	↑	↑	↑

Legend: ↑ high resistance → partial resistance



MODULE 95



Modular interlocked socket-outlets in thermosetting GRP with **fuse holder base** for wall-mounting **IP66/IP67**

Rated current (A)	Frequency	Rated voltage	Voltage colour	Poles	h ref.	Palazzoli code	Pack Qty	
16	50-60Hz	110V	Yellow	2P+⊕	4	472610	1	
	50-60Hz	110V	Yellow	3P+⊕	4	472710	1	
	50-60Hz	110V	Yellow	3P+N+⊕	4	472810	1	
	50-60Hz	230V	Blue	2P+⊕	6	472620	1	
	50-60Hz	230V	Blue	3P+⊕	9	472720	1	
	50-60Hz	230V	Blue	3P+N+⊕	9	472820	1	
	50-60Hz	400V	Red	2P+⊕	9	472630	1	
	50-60Hz	400V	Red	3P+⊕	6	472730	1	
	50-60Hz	400V	Red	3P+N+⊕	6	472830	1	
	entry M25	50-60Hz	500V	Black	3P+⊕	7	472750	1
	fuses E16 NDZ	50-60Hz	500V	Black	3P+N+⊕	7	472840	1
		50-60Hz	>50V *	Grey	2P+⊕	12	472640	1
		50-60Hz	>50V *	Grey	3P+⊕	12	472760	1
		100-300Hz	>50V	Green	2P+⊕	10	472650	1
		100-300Hz	>50V	Green	3P+⊕	10	472780	1
		100-300Hz	>50V	Green	3P+N+⊕	10	472870	1
>300-500Hz		>50V	Green	2P+⊕	2	472660	1	
>300-500Hz		>50V	Green	3P+⊕	2	472790	1	
>300-500Hz		>50V	Green	3P+N+⊕	2	472880	1	
60Hz		440-460V	Red	3P+⊕	11	472740	1	
60Hz	440-460V	Red	3P+N+⊕	11	472850	1		
DC	>50-250V	Grey	2P+⊕	3	472670	1		
32	50-60Hz	110V	Yellow	2P+⊕	4	468224	1	
	50-60Hz	110V	Yellow	3P+⊕	4	468234	1	
	entry M25	50-60Hz	230V	Blue	2P+⊕	6	468226	1
	50-60Hz	230V	Blue	3P+⊕	9	468239	1	
	fuses E16 NDZ	50-60Hz	400V	Red	2P+⊕	9	468229	1
		50-60Hz	400V	Red	3P+⊕	6	468236	1
50/60Hz	380/440V	Red	3P+⊕	3	468233	1		

* For isolation transformer

Features: the handle can be padlocked. Fuses not included.

Notes: special configurations on request.

Technical accessories:



MODULE 125



Modular interlocked socket-outlets in thermosetting GRP with **fuse holder base** for wall-mounting **IP67**



Rated current (A)	Frequency	Rated voltage	Voltage colour	Poles	h ref.	Palazzoli code	Pack Qty	
32	50-60Hz	110V	Yellow	2P+⊕	4	472611	1	
	50-60Hz	110V	Yellow	3P+⊕	4	472711	1	
	50-60Hz	110V	Yellow	3P+N+⊕	4	472811	1	
	50-60Hz	230V	Blue	2P+⊕	6	472621	1	
	50-60Hz	230V	Blue	3P+⊕	9	472721	1	
	50-60Hz	230V	Blue	3P+N+⊕	9	472821	1	
	50-60Hz	400V	Red	2P+⊕	9	472631	1	
	50-60Hz	400V	Red	3P+⊕	6	472731	1	
	50-60Hz	400V	Red	3P+N+⊕	6	472831	1	
	entry M32	50-60Hz	500V	Black	3P+⊕	7	472751	1
	fuses E33 Dill	50-60Hz	500V	Black	3P+N+⊕	7	472841	1
		50-60Hz	690V	Black	3P+⊕	5	472754	1
		50-60Hz	690V	Black	3P+N+⊕	5	472854	1
		50-60Hz	>50V *	Grey	2P+⊕	12	472641	1
		50-60Hz	>50V *	Grey	3P+⊕	12	472761	1
		100-300Hz	>50V	Green	2P+⊕	10	472651	1
100-300Hz		>50V	Green	3P+⊕	10	472781	1	
100-300Hz		>50V	Green	3P+N+⊕	10	472871	1	
>300-500Hz		>50V	Green	2P+⊕	2	472661	1	
>300-500Hz		>50V	Green	3P+⊕	2	472791	1	
60Hz	440-460V	Red	3P+⊕	11	472741	1		
60Hz	440-460V	Red	3P+N+⊕	11	472851	1		
DC	>50-250V	Grey	2P+⊕	3	472671	1		
63	50/60Hz	380/440V	Red	3P+⊕	3	472771	1	
	50/60Hz	380/440V	Red	3P+N+⊕	3	472861	1	
	entry M32	50-60Hz	110V	Yellow	2P+⊕	4	472612	1
	50-60Hz	110V	Yellow	3P+⊕	4	472712	1	
	50-60Hz	110V	Yellow	3P+N+⊕	4	472812	1	
	fuses E33 Dill	50-60Hz	230V	Blue	2P+⊕	6	472622	1
50-60Hz		230V	Blue	3P+⊕	9	472722	1	
50-60Hz		230V	Blue	3P+N+⊕	9	472822	1	
50-60Hz		400V	Red	2P+⊕	9	472632	1	
50-60Hz		400V	Red	3P+⊕	6	472732	1	
50-60Hz		400V	Red	3P+N+⊕	6	472832	1	
50-60Hz		500V	Black	3P+⊕	7	472752	1	
50-60Hz		500V	Black	3P+N+⊕	7	472842	1	
50-60Hz		690V	Black	3P+⊕	5	472755	1	
50-60Hz		690V	Black	3P+N+⊕	5	472855	1	
50-60Hz	>50V *	Grey	2P+⊕	12	472642	1		
50-60Hz	>50V *	Grey	3P+⊕	12	472762	1		
60Hz	440-460V	Red	3P+⊕	11	472742	1		
60Hz	440-460V	Red	3P+N+⊕	11	472852	1		
DC	>50-250V	Grey	2P+⊕	3	472672	1		

* For isolation transformer

Features: the handle can be padlocked. Fuses not included.

Notes: special configurations on request.

Technical accessories:



Module 125 sockets are designed for possible entry from bottom side



MODULE 125



Modular interlocked socket-outlets
in thermosetting GRP
with MCB for wall-mounting
IP67



Rated current (A)	Frequency	Rated voltage	Voltage colour	Poles	h ref.	Palazzoli code	Pack Qty	
16	50-60Hz	110V	Yellow	2P+⊕	4	474210	1	
	50-60Hz	110V	Yellow	3P+⊕	4	474310	1	
	50-60Hz	110V	Yellow	3P+N+⊕	4	474410	1	
	50-60Hz	230V	Blue	2P+⊕	6	474220	1	
	50-60Hz	230V	Blue	3P+⊕	9	474320	1	
	50-60Hz	230V	Blue	3P+N+⊕	9	474420	1	
	Switch 4.5kA curve C	50-60Hz	400V	Red	2P+⊕	9	474230	1
		50-60Hz	400V	Red	3P+⊕	6	474330	1
		50-60Hz	400V	Red	3P+N+⊕	6	474430	1
	60Hz	440-460V	Red	3P+⊕	11	474340	1	
		440-460V	Red	3P+N+⊕	11	474450	1	
	32	50-60Hz	110V	Yellow	2P+⊕	4	474611	1
50-60Hz		110V	Yellow	3P+⊕	4	474711	1	
50-60Hz		110V	Yellow	3P+N+⊕	4	474811	1	
50-60Hz		230V	Blue	2P+⊕	6	474621	1	
50-60Hz		230V	Blue	3P+⊕	9	474721	1	
50-60Hz		230V	Blue	3P+N+⊕	9	474821	1	
Switch 6kA curve C		50-60Hz	400V	Red	2P+⊕	9	474631	1
		50-60Hz	400V	Red	3P+⊕	6	474731	1
		50-60Hz	400V	Red	3P+N+⊕	6	474831	1
60Hz		440-460V	Red	3P+⊕	11	474741	1	
60Hz		440-460V	Red	3P+N+⊕	11	474851	1	
50/60Hz		380/440V	Red	3P+⊕	3	474771	1	
63	50-60Hz	110V	Yellow	2P+⊕	4	474612	1	
	50-60Hz	110V	Yellow	3P+⊕	4	474712	1	
	50-60Hz	110V	Yellow	3P+N+⊕	4	474812	1	
	50-60Hz	230V	Blue	2P+⊕	6	474622	1	
	50-60Hz	230V	Blue	3P+⊕	9	474722	1	
	Switch 10kA curve C	50-60Hz	400V	Red	2P+⊕	9	474632	1
		50-60Hz	400V	Red	3P+⊕	6	474732	1
		50-60Hz	400V	Red	3P+N+⊕	6	474832	1
	60Hz	440-460V	Red	3P+⊕	11	474742	1	
	60Hz	440-460V	Red	3P+N+⊕	11	474852	1	

Features: the handle can be padlocked. Voltage presence indicator.
Note: special configurations on request.

Technical accessories:



Module 125 sockets are designed for possible entry from bottom side

MODULE 95



Modular interlocked socket-outlets
in thermosetting GRP
for wall-mounting
50-60Hz **IP66/IP67**

Rated current (A)	Rated voltage	Voltage colour	Poles	h ref.	Palazzoli code	Pack Qty
16	230V	Blue	2P+⊕	6	470126	1
	400V	Red	3P+⊕	6	470136	1
	400V	Red	3P+N+⊕	6	470146	1
32	230V	Blue	2P+⊕	6	469226	1
	400V	Red	3P+⊕	6	469236	1
	380/440V	Red	3P+⊕	3	469233	1

Features: the handle can be padlocked.
Note: special configurations on request.

MODULE 125




Modular interlocked socket-outlets
in thermosetting GRP
for wall-mounting
50-60Hz **IP67**



Rated current (A)	Rated voltage	Voltage colour	Poles	h ref.	Palazzoli code	Pack Qty
16	110V	Yellow	2P+⊕	4	467124	1
	230V	Blue	2P+⊕	6	467126	1
	400V	Red	3P+⊕	6	467136	1
	400V	Red	3P+N+⊕	6	467146	1
32	230V	Blue	2P+⊕	6	470226	1
	400V	Red	3P+⊕	6	470236	1
	400V	Red	3P+N+⊕	6	470246	1
63	380/440V	Red	3P+⊕	3	470233	1
	230V	Blue	2P+⊕	6	470326	1
M32 entry	400V	Red	3P+⊕	6	470246	1
	400V	Red	3P+N+⊕	6	470336	1
M32 entry	400V	Red	3P+⊕	6	470336	1
	400V	Red	3P+N+⊕	6	470346	1

Features: the handle can be padlocked.
Note: special configurations on request.

Technical accessories:



Module 125 sockets are designed for possible entry from bottom side



MODULE 125




Modular interlocked socket-outlets in thermosetting GRP with **DIN rail** for wall-mounting 50-60Hz **IP67**



Rated current (A)	Rated voltage	Voltage colour	Poles	h ref.	Palazzoli code	Pack Qty
16 M25 entry 4 modules	230V		2P+≐	6	472020	1
	400V		3P+≐	6	472130	1
	400V		3P+N+≐	6	472240	1
32 M32 entry 4 modules	230V		2P+≐	6	472021	1
	400V		3P+≐	6	472131	1
	400V		3P+N+≐	6	472241	1
63 M32 entry 4 modules	380/440V		3P+≐	3	472133	1
	230V		2P+≐	6	472022	1
	400V		3P+≐	6	472132	1
400V		3P+N+≐	6	472242	1	

Equipment included: all sockets are pre-wired up to the DIN rail.
Features: padlockable lid and with tamper-proof screw.
Notes: special configurations on request.

Technical accessories:



MODULE 95



Modular sockets in thermosetting GRP with **safety transformer (SELV)** for wall-mounting 50-60Hz **IP67**

Rated current (A)	Rated voltage	Poles	Power (VA)	Palazzoli code	Pack Qty
16 M25 entry	230/24V	2P	150	469873	1

Features: continuous class II duty safety transformer enabled by the plug by means of microswitch.

MODULE 125



Modular sockets in thermosetting GRP with **safety transformer (SELV)** for wall-mounting 50-60Hz **IP67**

Rated current (A)	Rated voltage	Poles	Power (VA)	Palazzoli code	Pack Qty
16 M25 entry	230/24V	2P	144	471873	1
	400/24V	2P	144	471893	1

Features: continuous class II duty safety transformer enabled by the plug by means of microswitch.

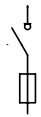
Technical accessories:



Module 125 sockets are designed for possible entry from bottom side



MODULE 95



Switches in thermosetting GRP with **fuse-holder base** for wall-mounting **IP66/IP67**

Rated current (A)	Poles	Entry Exit	Palazzoli code	Pack Qty
16 fuses e16 NDZ	3P	M25	290163	1
	4P	M25	290164	1
32 fuses e16 NDZ	3P	M25	290323	1
	4P	M25	290324	1

Features: the handle can be padlocked. Fuses not included.

MODULE 125



Switches in thermosetting GRP with **fuse-holder base** for wall-mounting **IP67**

Rated current (A)	Poles	Entry Exit	Palazzoli code	Pack Qty
63 fuses E33 DIII	3P	M32	290762	1
	4P	M32	290763	1

Features: the handle can be padlocked. Fuses not included.

Technical accessories:



MODULE 125



MCBs in thermosetting GRP with **signalling lamp** for wall-mounting **IP67**

Rated current (A)	Poles	Entry Exit	Palazzoli code	Pack Qty
16 switch 4.5kA curve C	3P	M25	291163	1
	4P	M25	291164	1
32 switch 6kA curve C	3P	M32	291323	1
	4P	M32	291324	1
63 switch 10kA curve C	3P	M32	291633	1
	4P	M32	291634	1

Features: the handle can be padlocked.

Technical accessories:



EASY COMPOSER

Software for the design and quotation of boards in thermosetting GRP



1. Select the socket type



2. Compose the distribution board



3. Calculate the cost and download the certificates



The software is a free web application available at www.palazzoli.com



Boxes in thermosetting GRP with **blind cover** for composition of socket boards **IP66/IP67**

Outer dimensions (mm)	Holes	Max. number of installable sockets		Palazzoli code	Pack Qty
		Mod. 95	Mod. 125		
125x185x125	-	1	1	532200	1
190x185x125	-	2	-	532201	1
190x185x125	2xM25	2	-	532211	1
250x185x125	-	2	2	532202	1
290x185x125	-	3	-	532203	1
380x185x125	-	4	3	532204	1

Equipment included: code 532211 with 2 fittings M25 for rapid coupling.
Features: supplied with drilling template.
Notes: the following Palazzoli terminal blocks can be inserted into all boxes: 3x25mm², 4x16mm², 3x35mm², 4x25mm², 3x70mm², 4x35mm².



Boxes in thermosetting GRP with **transparent window** for composition of socket boards **IP66/IP67**

Outer dimensions (mm)	Holes	Max. number of installable sockets		No. of DIN modules	Palazzoli code	Pack Qty
		Mod. 95	Mod. 125			
125x185x150	-	1	1	5	532300	1
190x185x150	-	2	-	8	532301	1
190x185x150	2xM25	2	-	8	532311	1
250x185x150	-	2	2	12	532302	1
290x185x150	-	3	-	14	532303	1
380x185x150	-	4	3	19	532304	1

Equipment included: code 532311 with 2 fittings M25 for rapid coupling.
Features: supplied with drilling template. Padlockable modular door.

Technical accessories:



Back plates in galvanised steel for TAIS boxes

For quick-mounting boxes with dimensions (mm)	Palazzoli code	Pack Qty
125x185	532700	1
190x185	532701	1
250x185	532702	1
290x185	532703	1
380x185	532704	1

Uses: for fastening terminal blocks or non-modular devices.



Fittings for rapid coupling in technopolymer for composition of socket boards **IP66/IP67**

Hole type	Mountinghole (mm)	Max diameter for cable passage (mm)	Palazzoli code	Pack Qty
M25	25.5	16	538425	1
M32	32.5	20	538432	1



Tamper-proof kit for sealing

Screw type	Description	Palazzoli code	Pack Qty
M5x20	stainless steel screws	532100	1

Features: cylindrical head hexagonal slot screws and 90° double crossed drilling.



Mounting plates in thermosetting GRP with **guided system** for composition of socket boards

Outer dimensions (mm)	Max. number of installable sockets		Palazzoli code	Pack Qty
	Mod. 95	Mod. 125		
125x630	1	1	538800	1
190x500	2	-	538801	1
250x630	2	2	538802	1
290x500	3	-	538803	1
380x630	3	3	538804	1

Equipment included: built-in threaded metal dowels, supplied with screws and stainless steel washers for fastening.



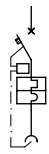
Coupling fitting for mounting plates

For mounting plate code	Palazzoli code	Pack Qty
538800, 538801, 538802, 538803, 538804, 538703, 538711, 538712	538791	50

Uses: these snap-on devices are fixed into their housings on the base plates for interlocked socket-outlets.



MODULE 250



Socket-outlets in thermosetting GRP with **electrical interlock** and **MCCB** for wall-mounting 50-60Hz **IP67**



Rated current (A)	Rated voltage	Voltage colour	Poles	h ref.	Palazzoli code	Pack Qty
63 window b	400V	●	3P+⊕	6	478336	1
	400V	●	3P+N+⊕	6	478346	1
	500V	●	3P+⊕	7	478337	1
	500V	●	3P+N+⊕	7	478347	1
125 window b	400V	●	3P+⊕	6	478436	1
	400V	●	3P+N+⊕	6	478446	1
	500V	●	3P+⊕	7	478437	1
	500V	●	3P+N+⊕	7	478447	1

Features: complete with pilot contact used for the electrical interlock. Sealable screws.

MODULE 250



Modular socket-outlets in thermosetting GRP with **electrical interlock MCCB and RCD** for wall-mounting 50-60Hz **IP67**



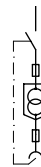
Rated current (A)	Rated voltage	Voltage colour	Poles	h ref.	Palazzoli code	Pack Qty
63 window b	400V	●	3P+⊕	6	476336	1
	400V	●	3P+N+⊕	6	476346	1
	500V	●	3P+⊕	7	476337	1
	500V	●	3P+N+⊕	7	476347	1
125 window b	400V	●	3P+⊕	6	476436	1
	400V	●	3P+N+⊕	6	476446	1
	500V	●	3P+⊕	7	476437	1
	500V	●	3P+N+⊕	7	476447	1

Features: complete with pilot contact used for the electrical interlock. Sealable screws.

Technical accessories:



MODULE 250



Modular sockets in thermosetting GRP with safety **transformer (SELV)** for wall-mounting 50-60Hz **IP67**

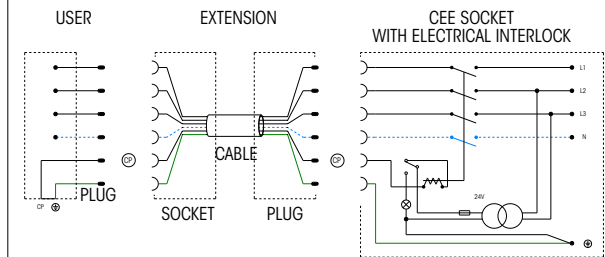
Rated current (A)	Rated voltage	Poles	h ref.	Palazzoli code	Pack Qty
32 window b	230/48V~	2P	720	471819	1
	400/48V~	2P	720	471839	1

Features: continuous class II duty safety transformer enabled by the plug by means of microswitch. Sealable screws.

Technical accessories:



CONNECTING SCHEME



FEATURES OF THE ELECTRICALLY INTERLOCKED SOCKET PROTECTION

MCCB


Rated impulse seal voltage U_i
 voltage U_{imp}
 18kA Breaking capacity I_{cu} (500V)
 Mechanical duration
 Electrical duration
 Overload protection regulation
 Short-circuit protection
 50%

800V Rated impulse-withstand
 8kV Breaking capacity I_{cu} (400V)
 8kA
 25000 operations
 8000 operations
 0.7-1 x I_n
 10 x Neutral protection

RCD

Protection type
 Operating voltage
 Operating frequency
 Failure frequency
 Intervention threshold regulation
 Intervention time
 Absorbed power

A - AC
 85-690V
 45-66Hz
 50-60Hz
 0.03A - 0.1A - 0.3A - 0.5A - 1A - 3A
 instantaneous
 <5W 690Vac



Boxes in thermosetting GRP for composition of socket boards
IP67

Outer dimensions (mm)	Window type	Installable socket module	Palazzoli code	Pack Qty
		2x95/2x125	531220	1
250x185x115		1 x Win. "b" 2x95/2x125/1x250	531221	1
		1 x Win. "b" 2x95/2x125/1x250	531331	1

Equipment included: back plate. Drilling template.
Notes: complete series at page 151.

Technical accessories:



Blind low covers in thermosetting GRP for TAIS Grande boxes
IP67

For boxes with dimensions (mm)	Cover height (mm)	Palazzoli code	Pack Qty
250x185	25	535321	1

Equipment included: complete with captive screws that can be sealed.



Windowed covers in polycarbonate for TAIS Grande boxes
IP67

For boxes with dimensions (mm)	Lid height (mm)	No. of DIN modules	Palazzoli code	Pack Qty
250x185	80	11	535643	1

Equipment included: complete with captive screws that can be sealed, DIN rail and small parts for fastening on a plate.
Features: padlockable lid and with tamper-proof screw.



Flat blind flanges in thermosetting GRP for windowed walls
IP67

Type	Window dimensions (mm)	Flange height (mm)	Palazzoli code	Pack Qty
a	110x60	15	538110	2
b	175x60	15	538210	2

Uses: closing the cable entry windows. Holes can be drilled for applying cable glands.



Blind flanges raised in thermosetting GRP for windowed walls
IP67

Type	Window dimensions (mm)	Flange height (mm)	Palazzoli code	Pack Qty
a	110x60	45	538130	2
b	175x60	45	538230	2

Uses: closing the cable entry windows. Holes can be drilled for applying cable glands. The increased height helps entry of large cables or pipes. They make wiring easier as they increase the internal volume of the enclosure.

Technical accessories:



Supports for bus bars for TAIS boxes

Installable on windows type	Installable bus bars (mm)	Palazzoli code	Pack Qty
a	3 x 16x4 (16x5 - 20x4 - 20x5), 2 by 16x4 (earth and neutral), 3 of ø 9 (auxiliary circuits)	538180	1
b	3 of 25x5 (25x6 - 32x5 - 32x6), 2 of 25x5 (earth and neutral) 3 of ø 11 (auxiliary circuits)	538280	1

Uses: they are used to facilitate the application of conductor busbars in watertight distribution boards composed of equipment in TAIS Grande modular insulating boxes with windows type 'a', 'b'.



Boxes in thermosetting GRP with **blind cover** for composition of socket boards **IP67**

Outer dimensions (mm)	Window type	Installable socket module	Power dissipation (W)	Palazzoli code	Pack Qty
125x125x125	Blind walls	95 / 125	13	532016	1
185x125x125	Blind walls	95 + 95	15	532017	1
250x125x125	Blind walls	125 + 125	20	532018	1

Features: supplied with drilling template.



Boxes in thermosetting GRP with **transparent cover** for composition of series of socket boards **IP67**

Outer dimensions (mm)	Window type	Installable socket module	No. of DIN modules	Power dissipation (W)	Palazzoli code	Pack Qty
125x125x125	Blind walls	95 / 125	4	13	532516	1
185x125x125	Blind walls	95 + 95	6.5	15	532557	1
250x125x125	Blind walls	125 + 125	9	20	532658	1

Features: supplied with drilling template. Padlockable lid and with tamper-proof screw.



Back plates in galvanised steel for TAIS boxes

For box dimensions	For box code	Palazzoli code	Pack Qty
125x125	532016, 532016EX	532716	1
185x125	532017, 532017EX	532717	1
250x125	532018	532718	1

Uses: for fastening terminal blocks or non-modular devices.

Technical accessories:



page 161



Adaptors from Pg hole to metric hole **IP67**

Pg	From hole Metric	To metric hole	Palazzoli code	Pack Qty
21	M25	M25	538421	1
29	M32	M32	538429	1
36	M40	M40	538436	1

Features: they allow to couple sockets with Pg or metric hole to boxes with metric hole and viceversa.



Mounting plates in thermosetting GRP for composition of socket boards

Dimensions (mm)	No. of installable devices	Installable device module	Palazzoli code	Pack Qty
185x501	2	2X95	538703	1
125x630	1	95/125	538711	1
250x630	2	125+125/125+95/95+125	538712	1

Equipment included: built-in threaded metal dowels, supplied with screws and stainless steel washers for fastening.



Transparent lids
in polycarbonate
for **modular devices**

No. of DIN modules	Dimensions (mm)	Palazzoli code	Pack Qty
4	92x84x30	538610	10
6.5 or 7.5	152x84x30	538620	10
9 or 11	214x84x30	538630	5

Features: padlockable lid and with tamper-proof screw.



Cable glands made
of insulating material
metric pitch with long thread
IP68

Threading	Mounting hole (mm)	Fastening diameter (mm)	Thread length (mm)	Palazzoli code	Pack Qty
M12x1.5	12.5	2.5-6.5	15	581112	100
M16x1.5	16.5	3.5-10	15	581116	50
M20x1.5	20.5	7-14	15	581120	50
M25x1.5	25.5	9-18	15	581125	25
M32x1.5	32.5	14-25	15	581132	20
M40x1.5	40.5	18-32	16	581140	10
M50x1.5	50.5	24-38.5	16	581150	5
M63x1.5	63.5	35-48	16	581163	5



Milling cutters cup shaped
in steel for quick drill
connection tungsten carbide
gear teeth specific for
thermosetting GRP

Hole type	Diameter (mm)	Palazzoli code	Pack Qty
Pg13.5	20	538400	1
Pg16	22		
Pg21	29		
Pg29	38		
Pg36	46	538410	1
M20	20.5		
M25	25.5		
M32	32.5		
M40	40.5		



Locknuts
in insulating material
with **metric threading**

Threading	Palazzoli code	Pack Qty
M12x1.5	581212	50
M16x1.5	581216	50
M20x1.5	581220	50
M25x1.5	581225	50
M32x1.5	581232	50
M40x1.5	581240	20
M50x1.5	581250	10
M63x1.5	581263	5

Uses: for fixing cable glands with metric thread on walls with through-holes.

ULYSSE





ULYSSE

You can save installation time by 30%, thanks to the pre-wired sockets and mounting with only two screws



Pre-wired sockets and the easy quick fitting system make ULYSSE the quickest to install in the market of heavy-duty interlocked socket-outlets.



With just a few codes you can realize endless installation solutions. Also the 63A socket is perfectly modular which allows to keep the quick installation characteristics and maintain the valuable aesthetic appearance.

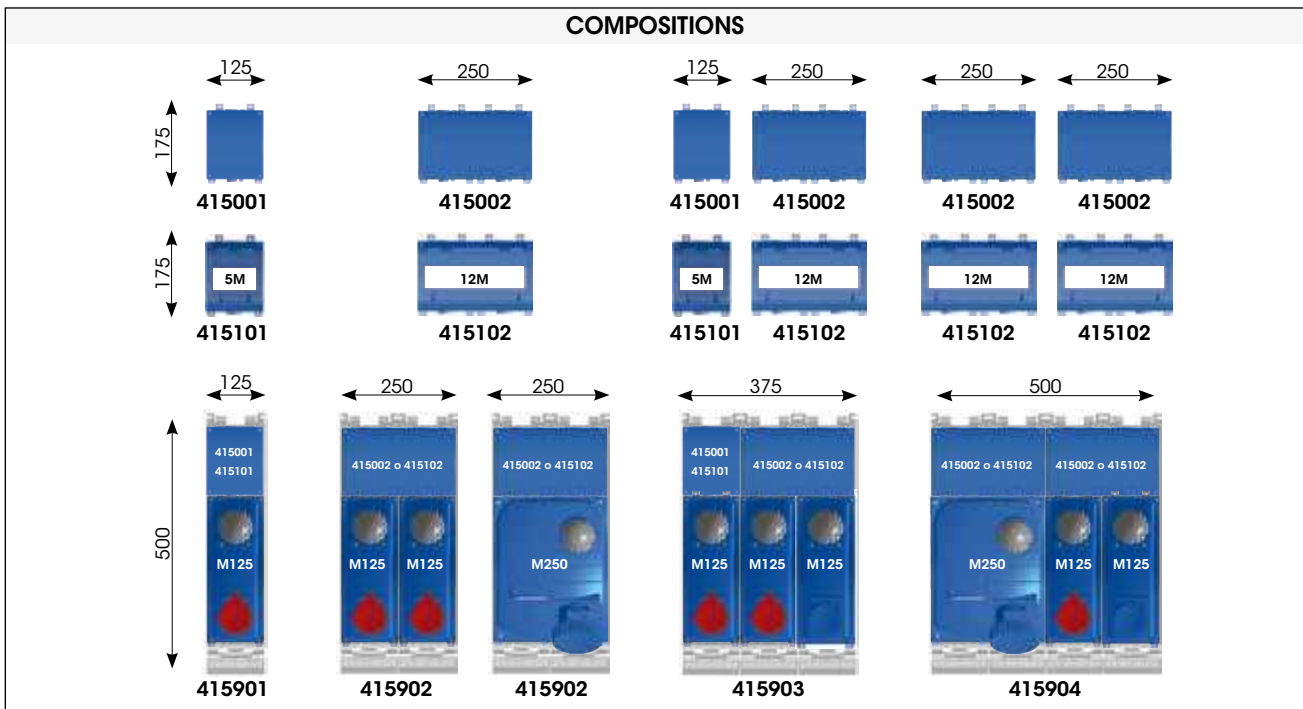
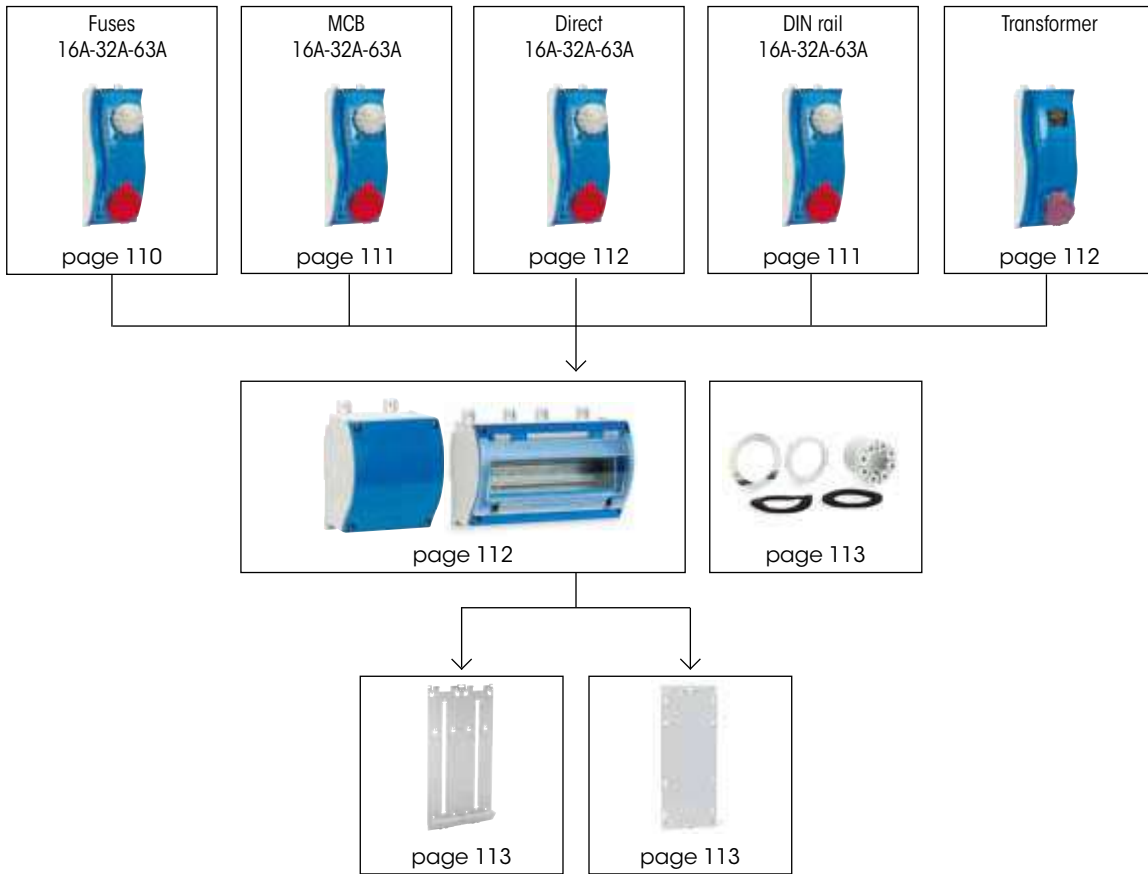


Design and expertise create a new kind of operation with semi spherical shape, easy to handle even with gloves on and padlockable in 0 and 1 positions.



The double protection rating IP66 and IP67 guarantees resistance against powerful jets of water (IP66) and protection against accidental immersion (IP67).

Suitable for touristic port quays, plants, cellars, warehouses, garages, car parking, buildings and rooms with vapour generators. The white version (on demand) is particularly suitable for food processing industries and medical areas.



The Easy Composer software which enables to easily create customised distribution boards is available on the www.palazzoli.com website.



The industrial low-voltage interlocked socket-outlets of the ULYSSE series are a range of products made in Palazzoli thermosetting GRP for heavy-duty applications, that comply with the IEC/EN 60309-1, IEC/EN 60309-2 and IEC/EN 60309-4 standards.

The system includes versions from 16A to 63A, with or without fuses, with MCB and with DIN rail that can be fitted with modular devices.

All sockets feature a IP66/IP67 protection rating and can be combined in compositions using the appropriate blind or transparent boxes.

The system is completely modular, all the sockets are pre-wired and can be snap-mounted on the steel plate guaranteeing the coupling without any fittings. Versions above 32A feature Easy Contact receptacles for maximum contact performance over time and easier connection and disconnection operations.

The protections are located in the front part of the socket, behind a lid made in Palazzoli Thermosetting GRP. The interlock system is made with a steel bracket while the switch disconnecter is certified to the AC3-AC23A category at rated current.

Rated operating current:		16A	32A	63A	
Thermal current Ith		A	16	32	63
AC21A	415V	A	16	32	63
	500V	A	16	32	63
AC22A	415V	A	16	32	63
	500V	A	16	32	63
AC23A	230V	A	16	32	63
	400V				
	500V				
AC23A	230V	kW	4.5	8.5	20
	400V		7.5	15	34
	500V		8.5	17	44
AC3	230V	kW	4.5	8.5	18
	400V		7.5	15	31
	500V		8.5	17	40

Pre-wiring data:		16A	32A	63A
Cable section	mm ²	2.5	6	10
Cable length	cm	40	40	40

Compliance with standards	IEC/EN 60309-1 IEC/EN 60309-2 IEC/EN 60309-4 IEC/EN 60947-3
Material	Palazzoli thermosetting GRP
Protection rating (IP according to IEC/EN 60529)	IP66/IP67
Colour	RAL5015 (cover) RAL7035 (base)
Resistance to abnormal heat and fire ("Glow Wire" according to IEC/EN 60695-2-10)	960°C
Flammability rating (according to UL94)	V0
Impact resistance (IK grade according to IEC/EN 62262)	IK10
Rated current	16A - 32A - 63A
Operating voltage	24V - 440V
Operating frequency	50-60Hz
Insulation voltage	690V
Insulation class	II □
Storage temperature	-50°C - +80°C
Operating temperature	-25°C - +50°C

**Resistance to chemical agents**

WATER	SALINE SOLUTION	ACIDS		BASES		SOLVENTS			
		CONCENTRATED	DILUTED	CONCENTRATED	DILUTED	ALCOHOL	ACETONE	PERCHLORO-ETHYLENE	BENZENE
↑	↑	→	↑	↑	↑	↑	↑	↑	↑
OILS		FATS		AMMONIA	OXIDISERS	INORGANIC SALTS	GASOLINE	DETERGENTS	U.V. RAYS
MINERAL	VEGETABLE	ANIMAL	SYNTHETIC						
↑	↑	↑	↑	↑	↑	↑	↑	↑	↑

Legend: ↑ high resistance → partial resistance



MODULE 125



Modular interlocked socket-outlets
in thermosetting GRP
with **fuse holder base**
for wall-mounting
50-60Hz **IP66/IP67**



Pre-wired sockets

Rated current (A)	Rated voltage	Voltage colour	Poles	h ref.	Palazzoli code	Pack Qty
16 Pg29 entry fuses 10.3x38	110V	Yellow	2P+⊕	4	400124	1
	110V	Yellow	3P+⊕	4	400134	1
	110V	Yellow	3P+N+⊕	4	400144	1
	230V	Blue	2P+⊕	6	400126	1
	230V	Blue	3P+⊕	9	400139	1
	230V	Blue	3P+N+⊕	9	400149	1
	400V	Red	2P+⊕	9	400129	1
	400V	Red	3P+⊕	6	400136	1
	400V	Red	3P+N+⊕	6	400146	1
	32 Pg29 entry fuses 14x51	110V	Yellow	2P+⊕	4	400224
110V		Yellow	3P+⊕	4	400234	1
110V		Yellow	3P+N+⊕	4	400244	1
230V		Blue	2P+⊕	6	400226	1
230V		Blue	3P+⊕	9	400239	1
230V		Blue	3P+N+⊕	9	400249	1
400V		Red	2P+⊕	9	400229	1
400V		Red	3P+⊕	6	400236	1
400V		Red	3P+N+⊕	6	400246	1
380/440V		Red	3P+⊕	3	400233	1

Equipment included: all the sockets are pre-wired with stripped and numbered cables.
Features: fuses not included. Padlockable handle.

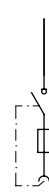
Technical accessories:



MODULE 250



Modular interlocked socket-outlets
in thermosetting GRP
with **fuse holder base**
for wall-mounting
50-60Hz **IP66/IP67**



Pre-wired sockets

Rated current (A)	Rated voltage	Voltage colour	Poles	h ref.	Palazzoli code	Pack Qty
63 2xPg29 entry fuses 22x58	110V	Yellow	2P+⊕	4	400324	1
	110V	Yellow	3P+⊕	4	400334	1
	110V	Yellow	3P+N+⊕	4	400344	1
	230V	Blue	2P+⊕	6	400326	1
	230V	Blue	3P+⊕	9	400339	1
	230V	Blue	3P+N+⊕	9	400349	1
	400V	Red	2P+⊕	9	400329	1
	400V	Red	3P+⊕	6	400336	1
	400V	Red	3P+N+⊕	6	400346	1

Equipment included: all the sockets are pre-wired with stripped and numbered cables.
Features: the 63A socket is perfectly modular with the 16A and 32A versions (it has the same height and double width) and can be installed evenly with the same accessories. Fuses not included. Padlockable handle.

Technical accessories:



EASY CONTACT



The **multi-lamellar crown** in a silver-plated copper superalloy ensures:

- wider pin-plug contact surface
- easy removal of plugs from sockets
- perfect cleaning of the pin
- a solid and long-lasting electrical contact



MODULE 125



Modular interlocked socket-outlets in thermosetting GRP with **MCB** for wall-mounting 50-60Hz IP66/IP67



Pre-wired sockets

Rated current (A)	Rated voltage	Voltage colour	Poles	h ref.	Palazzoli code	Pack Qty
16	110V	Yellow	2P+⊕	4	403124	1
	110V	Yellow	3P+⊕	4	403134	1
	110V	Yellow	3P+N+⊕	4	403144	1
	230V	Blue	2P+⊕	6	403126	1
	230V	Blue	3P+⊕	9	403139	1
	230V	Blue	3P+N+⊕	9	403149	1
Pg29 entry MCB 4.5kA curve C	400V	Red	2P+⊕	9	403129	1
	400V	Red	3P+⊕	6	403136	1
	400V	Red	3P+N+⊕	6	403146	1
	400V	Red	3P+N+⊕	6	403224	1
32	110V	Yellow	2P+⊕	4	403234	1
	110V	Yellow	3P+⊕	4	403244	1
	110V	Yellow	3P+N+⊕	4	403244	1
	230V	Blue	2P+⊕	6	403226	1
	230V	Blue	3P+⊕	9	403239	1
	230V	Blue	3P+N+⊕	9	403249	1
Pg29 entry MCB 6kA curve C	400V	Red	2P+⊕	9	403229	1
	400V	Red	3P+⊕	6	403236	1
	400V	Red	3P+N+⊕	6	403246	1
	400V	Red	3P+N+⊕	6	403246	1

Equipment included: all the sockets are pre-wired with stripped and numbered cables.
Features: padlockable handle.

MODULE 250



Modular interlocked socket-outlets in thermosetting GRP with **MCB** for wall-mounting 50-60Hz IP66/IP67



Pre-wired sockets

Rated current (A)	Rated voltage	Voltage colour	Poles	h ref.	Palazzoli code	Pack Qty
63	110V	Yellow	2P+⊕	4	403324	1
	110V	Yellow	3P+⊕	4	403334	1
	110V	Yellow	3P+N+⊕	4	403344	1
	230V	Blue	2P+⊕	6	403326	1
	230V	Blue	3P+⊕	9	403339	1
	230V	Blue	3P+N+⊕	9	403349	1
2xPg29 entry MCB 10kA curve C	400V	Red	2P+⊕	9	403329	1
	400V	Red	3P+⊕	6	403336	1
	400V	Red	3P+N+⊕	6	403346	1
	400V	Red	3P+N+⊕	6	403346	1

Equipment included: all the sockets are pre-wired with stripped and numbered cables.
Features: the 63A socket is perfectly modular with the 16A and 32A versions (it has the same height and double width) and can be installed evenly with the same accessories. Padlockable handle.

Technical accessories:



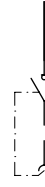
page 47

page 163

MODULE 125



Modular interlocked socket-outlets in thermosetting GRP with **DIN rail** for wall-mounting 50-60Hz IP66/IP67



Pre-wired sockets

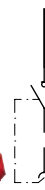
Rated current (A)	Rated voltage	Voltage colour	Poles	h ref.	Palazzoli code	Pack Qty	
16	230V	Blue	2P+⊕	6	406126	1	
	Pg29 entry 4.5 modules	400V	Red	3P+⊕	6	406136	1
		400V	Red	3P+N+⊕	6	406146	1
	32	230V	Blue	2P+⊕	6	406226	1
Pg29 entry 4.5 modules		400V	Red	3P+⊕	6	406236	1
		400V	Red	3P+N+⊕	6	406246	1
380/440V		Red	3P+⊕	3	406233	1	

Equipment included: all the sockets are pre-wired up to the DIN rail.
Features: padlockable handle.

MODULE 250



Modular interlocked socket-outlets in thermosetting GRP with **DIN rail** for wall-mounting 50-60Hz IP66/IP67



Pre-wired sockets

Rated current (A)	Rated voltage	Voltage colour	Poles	h ref.	Palazzoli code	Pack Qty	
63	230V	Blue	2P+⊕	6	406326	1	
	2xPg29 entry 6 modules	400V	Red	3P+⊕	6	406336	1
		400V	Red	3P+N+⊕	6	406346	1

Equipment included: all the sockets are pre-wired up to the DIN rail.
Features: the 63A socket is perfectly modular with the 16A and 32A versions (it has the same height and double width) and can be installed evenly with the same accessories. Padlockable handle.

Technical accessories:



page 47

page 163



MODULE 125



Modular interlocked socket-outlets in thermosetting GRP for wall-mounting 50-60Hz **IP66/IP67**



Pre-wired sockets

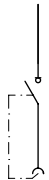
Rated current (A)	Rated voltage	Voltage colour	Poles	h ref.	Palazzoli code	Pack Qty
16 Pg29 entry	230V	Blue	2P+⊕	6	408126	1
	400V	Red	3P+⊕	6	408136	1
	400V	Red	3P+N+⊕	6	408146	1
32 Pg29 entry	230V	Blue	2P+⊕	6	408226	1
	400V	Red	3P+⊕	6	408236	1
	400V	Red	3P+N+⊕	6	408246	1
	380/440V	Red	3P+⊕	3	408233	1

Equipment included: all the sockets are pre-wired with stripped and numbered cables.
Features: padlockable handle.

MODULE 250



Modular interlocked socket-outlets in thermosetting GRP for wall-mounting 50-60Hz **IP66/IP67**



Pre-wired sockets

Rated current (A)	Rated voltage	Voltage colour	Poles	h ref.	Palazzoli code	Pack Qty
63 2xPg29 entry	230V	Blue	2P+⊕	6	408326	1
	400V	Red	3P+⊕	6	408336	1
	400V	Red	3P+N+⊕	6	408346	1

Equipment included: all the sockets are pre-wired with stripped and numbered cables.
Features: socket connected directly to the switch. The 63A socket is perfectly modular with the 16A and 32A versions (it has the same height and double width) and can be installed evenly with the same accessories. Padlockable handle.

Technical accessories:



page 47

page 163

MODULE 125



Modular socket in thermosetting GRP with **safety transformer (SELV)** for wall-mounting 50-60Hz **IP66/IP67**



Pre-wired sockets

Rated current (A)	Rated voltage	Poles	Power (VA)	Palazzoli code	Pack Qty
16 Pg29 entry	230/24V~	2P	150	409873	1

Equipment included: all the sockets are pre-wired with stripped and numbered cables.
Features: transformer with built-in thermal protection, enabled by a plug-activated bipolar microswitch.

Technical accessories:



page 54

page 163



Boxes in thermosetting GRP with **blind cover** for composition of socket boards **IP66/IP67**

Outer dimensions (mm)	No. of upper entries	No. of lower entries	Palazzoli code	Pack Qty
125x175x128	blind	1	415001	1
250x175x128		2	415002	1

Equipment included: coupling fitting. Gaskets for interlocked socket-outlets.
Features: smooth upper and side walls with references for drilling.



Boxes in thermosetting GRP with **transparent window** for composition of socket boards **IP66/IP67**

Outer dimensions (mm)	No. of DIN modules	No. of upper entries	No. of lower entries	Palazzoli code	Pack Qty
125x175x128	5	blind	1	415101	1
250x175x128	12		2	415102	1

Equipment included: modular covers, coupling fitting, gaskets for interlocked socket-outlets.
Features: smooth upper and side walls with references for drilling. Padlockable cover.

Technical accessories:



page 163

page 113

page 75



Mounting plates in steel with **easy clipping** for composition of socket boards

Dimensions (mm)	No. of installable devices		Palazzoli code	Pack Qty
	Mod. 125	Mod. 250		
125x500	1	-	415901	1
250x500	2	1	415902	1
375x500	3	1	415903	1
500x500	4	2	415904	1

Equipment included: small plates for side coupling of plates.



Mounting plates in thermosetting GRP for the composition of socket boards

Dimensions (mm)	No. of installable devices		Palazzoli code	Pack Qty
	Mod. 125	Mod. 250		
125x540	1	-	415801	1
250x540	2	1	415802	1

Equipment included: built-in threaded metal dowels, supplied with screws and stainless steel washers for fastening devices.

Technical accessories:



page 101



DIN rails for fixing modular devices in boxes with blind cover

No. of DIN modules	For box dimensions (mm)	Palazzoli code	Pack Qty
5	125x175x128	415011	1
12	250x175x128	415012	1



Kit for coupling boxes IP66/IP67

Fitting diameter	Mounting hole (mm)	Palazzoli code	Pack Qty
Pg21/29	29	415000	100

Uses: when preparing distribution boards, it allows side coupling of boxes.



Safety lock with keys

Shackle diameter (mm)	Material	Palazzoli code	Pack Qty
2.75	steel - brass	419000	1

Uses: the padlock prevents the knob from turning.



Milling cutters cup shaped in steel for quick drill connection tungsten carbide gear teeth specific for thermosetting GRP

Hole type	Diameter (mm)	Palazzoli code	Pack Qty
Pg13.5	20	538400	1
Pg16	22		
Pg21	29		
Pg29	38		
Pg36	46		
M20	20.5	538410	1
M25	25.5		
M32	32.5		
M40	40.5		

ALUPRES





ALUPRES

The most powerful series on the market,
with versions from 16A up to 250A



ALUPRES products in aluminium alloy are passivised with fluoro-zirconium and powder painting surface treatment to improve the characteristics of resistance to chemical agents.

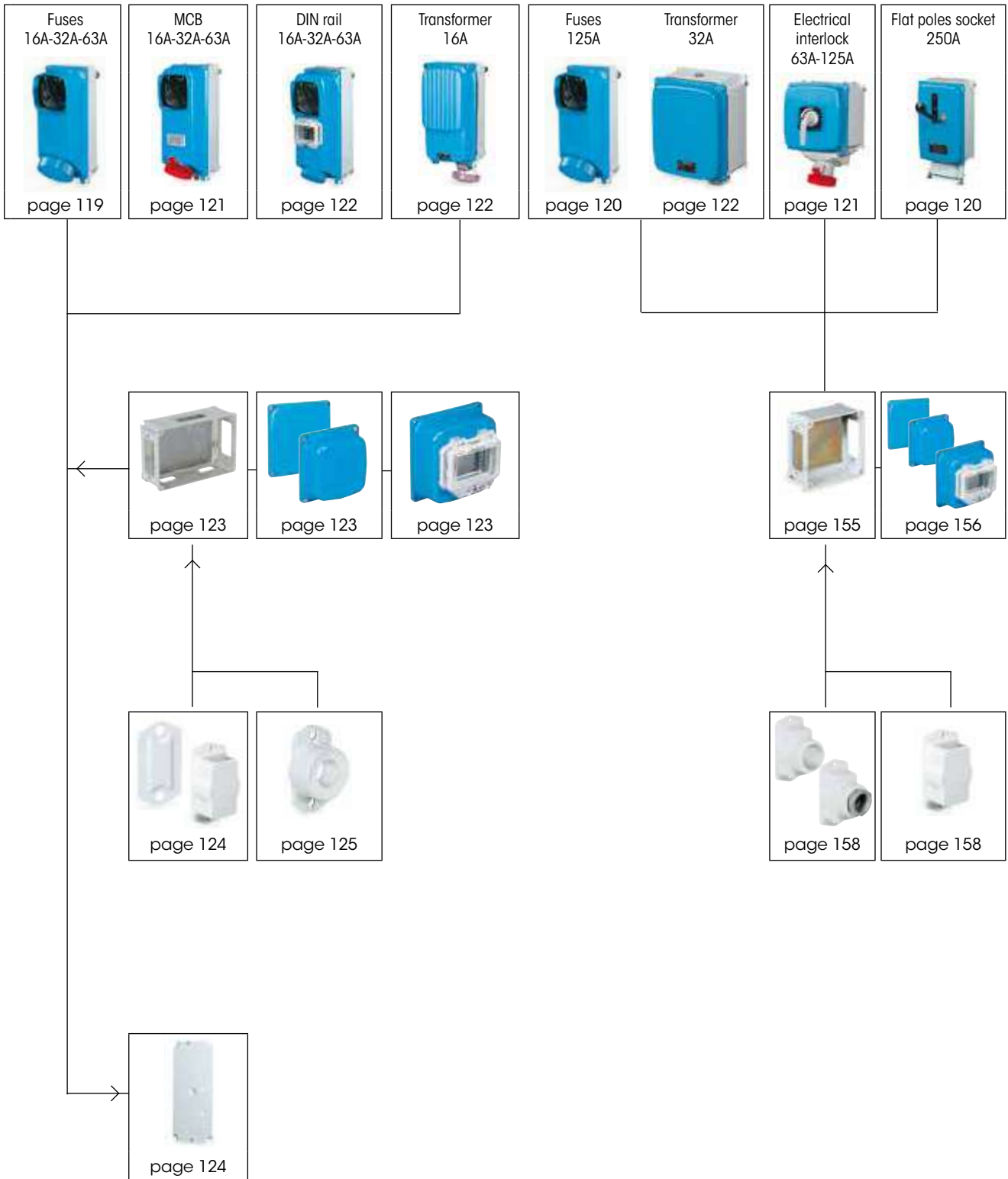
The "heart" of ALUPRES is an isolator switch with the AC3-AC23A category at rated current that allows a safe operation even with highly inductive loads.




The fuse holder base and the interlock system are tightly fitted to the bottom of each socket and are composed of ceramic and steel that ensure maximum safety.

The handle is padlockable in positions 0 and 1 to prevent unauthorised access.

Suitable for steel works, canning and deep freeze industries, foundries, blast furnaces, carpentries and, generally, areas with presence of highly abrasive substances.





 <p>Diazed fast fuses - 500V</p>		
Current (A)	Type fuses	Palazzoli code
16	E16 (NDz)	348117
32	E33 (DIII)	348326
63		348333



16A	230V	2P+⊕	●	460126	466126	472333	
	400V	3P+⊕	●	460136	466136	472443	
	400V	3P+N+⊕	●	460146	466146	472453	
32A	230V	2P+⊕	●		460226		472336
	400V	3P+⊕	●		460236		472446
	400V	3P+N+⊕	●		460246		472456
63A	400V	3P+⊕	●		460336		472447
	400V	3P+N+⊕	●		460346		472457
16A	24V	2P 230 VA	●				471812

COMPOSITIONS

Window	Projection	Palazzoli code
F1	5	540091
F2	5.5	540032

IP67 steel closing flange



The industrial low voltage interlocked socket-outlets of the ALUPRES series are a range of products made in aluminium alloy for heavy-duty applications, that comply with the IEC/EN 60309-1, IEC/EN 60309-2 and IEC/EN 60309-4 standards. The system includes versions from 16A to 250A, with or without fuses, with MCB or with DIN rail that can be fitted with modular devices and with electrical interlock. The sockets feature a protection rating up to IP67 and can be combined in compositions using the appropriate blind or transparent boxes.

Versions above 32A feature Easy Contact receptacles for maximum contact performance over time and easier connection and disconnection operations.

The circuit protections, the fuses located in ceramic bases and the MCBs fixed on rail, are tightly fixed to the bottom of the socket and are accessible by opening the front lid.

The casing is treated with ecological anticorrosion passivation with fluoro-zirconium and finished with hot polymerised non-toxic polyester paint.

The interlock system is made with a steel bracket while the switch disconnecter is certified to the AC3-AC23A category at rated current.

Rated operating current:			16A	32A	63A	125A	250A
Thermal current I _{th}	A	A	16	32	63	125	250
AC21A	415V	A	16	32	63	125	250
	500V						
AC22A	415V	A	16	32	63	125	250
	500V						
AC23A	230V	A	16	32	63	100	200
	400V						
	500V						
AC23A	230V	kW	4.5	8.5	20	32	64
	400V		7.5	15	34	55	111
	500V		8.5	17	44	69	139
AC3	230V	kW	4.5	8.5	18	25	48
	400V		7.5	15	31	44	83
	500V		8.5	17	40	55	90

Wiring data:		16A	32A	63A	125A	250A
Entry cable sections	mm ²	1 - 10		6 - 16	16 - 70	
Tightening torque	Nm	2			3	

Compliance with standards	IEC/EN 60309-1 IEC/EN 60309-2 IEC/EN 60309-4 IEC/EN 60947-3
Material	Aluminium alloy
Surface treatment	Passivation with fluoro-zirconium treatment
Paint	Hot-polymerised non-toxic polyester
Protection rating (IP according to IEC/EN 60529)	IP67 (16A÷125A version) IP55 (250A version)
Colour	RAL5012 (cover) RAL7035 (base)
Impact resistance (IK grade according to IEC/EN 62262)	IK10
Rated current	16A - 32A - 63A 125A - 250A
Operating voltage	24V - 690V
Operating frequency	50-60Hz
Insulation voltage	690V
Insulation class	I
Storage temperature	-30°C - +70°C
Operating temperature	-25°C - +50°C



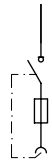
Resistance to chemical agents

WATER	SALINE SOLUTION	ACIDS		BASES		SOLVENTS			
		CONCENTRATED	DILUTED	CONCENTRATED	DILUTED	ALCOHOL	ACETONE	PERCHLORO-ETHYLENE	BENZENE
↑	↑	↓	→	→	↑	↑	↑	↑	↑
OILS		FATS		AMMONIA	OXIDISERS	INORGANIC SALTS	GASOLINE	DETERGENTS	U.V. RAYS
MINERAL	VEGETABLE	ANIMAL	SYNTHETIC						
↑	↑	↑	↑	↑	→	↑	↑	↑	↑

Legend: ↑ high resistance → partial resistance ↓ low resistance



MODULE 92



Modular interlocked socket-outlets in aluminium alloy with **fuse-holder** for wall-mounting **IP67**

Rated current (A)	Frequency	Rated voltage	Voltage colour	Poles	h ref.	Palazzoli code	Pack Qty	
16	50-60Hz	110V	Yellow	2P+⊕	4	472233	1	
	50-60Hz	110V	Yellow	3P+⊕	4	472243	1	
	50-60Hz	110V	Yellow	3P+N+⊕	4	472253	1	
	50-60Hz	230V	Blue	2P+⊕	6	472333	1	
	50-60Hz	230V	Blue	3P+⊕	9	472343	1	
	50-60Hz	230V	Blue	3P+N+⊕	9	472353	1	
	50-60Hz	400V	Red	2P+⊕	9	472433	1	
	50-60Hz	400V	Red	3P+⊕	6	472443	1	
	50-60Hz	400V	Red	3P+N+⊕	6	472453	1	
	F0 entry	50-60Hz	500V	Black	3P+⊕	7	472543	1
	fuses E16 NDZ	50-60Hz	500V	Black	3P+N+⊕	7	472553	1
		50-60Hz	>50V *	Grey	2P+⊕	12	472323	1
		50-60Hz	>50V *	Grey	3P+⊕	12	472473	1
		100-300Hz	>50V	Green	2P+⊕	10	472263	1
		100-300Hz	>50V	Green	3P+⊕	10	472363	1
		100-300Hz	>50V	Green	3P+N+⊕	10	472283	1
>300-500Hz		>50V	Green	2P+⊕	2	472273	1	
>300-500Hz		>50V	Green	3P+⊕	2	472373	1	
>300-500Hz		>50V	Green	3P+N+⊕	2	472293	1	
60Hz		440-460V	Red	3P+⊕	11	472463	1	
60Hz	440-460V	Red	3P+N+⊕	11	472533	1		
DC	>50-250V	Grey	2P+⊕	3	472383	1		

* For isolation transformer

Features: the handle can be padlocked. Fuses not included.

Note: special configurations on request.

MODULE 125



Modular interlocked socket-outlets in aluminium alloy with **fuse-holder** for wall-mounting **IP67**



Rated current (A)	Frequency	Rated voltage	Voltage colour	Poles	h ref.	Palazzoli code	Pack Qty	
32	50-60Hz	110V	Yellow	2P+⊕	4	472236	1	
	50-60Hz	110V	Yellow	3P+⊕	4	472246	1	
	50-60Hz	110V	Yellow	3P+N+⊕	4	472256	1	
	50-60Hz	230V	Blue	2P+⊕	6	472336	1	
	50-60Hz	230V	Blue	3P+⊕	9	472346	1	
	50-60Hz	230V	Blue	3P+N+⊕	9	472356	1	
	50-60Hz	400V	Red	2P+⊕	9	472436	1	
	50-60Hz	400V	Red	3P+⊕	6	472446	1	
	50-60Hz	400V	Red	3P+N+⊕	6	472456	1	
	F1 entry	50-60Hz	500V	Black	3P+⊕	7	472546	1
	fuses D11 E33	50-60Hz	500V	Black	3P+N+⊕	7	472556	1
		50-60Hz	690V	Black	3P+⊕	5	472560	1
		50-60Hz	690V	Black	3P+N+⊕	5	472561	1
		50-60Hz	>50V *	Grey	2P+⊕	12	472326	1
		50-60Hz	>50V *	Grey	3P+⊕	12	472496	1
		100-300Hz	>50V	Green	2P+⊕	10	472266	1
100-300Hz		>50V	Green	3P+⊕	10	472116	1	
100-300Hz		>50V	Green	3P+N+⊕	10	472286	1	
>300-500Hz		>50V	Green	2P+⊕	2	472276	1	
>300-500Hz		>50V	Green	3P+⊕	2	472126	1	
>300-500Hz	>50V	Green	3P+N+⊕	2	472296	1		
60Hz	440-460V	Red	3P+⊕	11	472466	1		
60Hz	440-460V	Red	3P+N+⊕	11	472536	1		
DC	>50-250V	Grey	2P+⊕	3	472386	1		
50/60Hz	380/440V	Red	3P+⊕	3	472486	1		
50/60Hz	380-440V	Red	3P+N+⊕	3	472586	1		
50-60Hz	110V	Yellow	2P+⊕	4	472237	1		
50-60Hz	110V	Yellow	3P+⊕	4	472247	1		
50-60Hz	110V	Yellow	3P+N+⊕	4	472257	1		
50-60Hz	230V	Blue	2P+⊕	6	472337	1		
50-60Hz	230V	Blue	3P+⊕	9	472347	1		
50-60Hz	230V	Blue	3P+N+⊕	9	472357	1		
50-60Hz	400V	Red	2P+⊕	9	472437	1		
63	50-60Hz	400V	Red	3P+⊕	6	472447	1	
F1 entry	50-60Hz	400V	Red	3P+N+⊕	6	472457	1	
fuses D11 E33	50-60Hz	500V	Black	3P+⊕	7	472547	1	
	50-60Hz	500V	Black	3P+N+⊕	7	472557	1	
	50-60Hz	690V	Black	3P+⊕	5	472558	1	
	50-60Hz	690V	Black	3P+N+⊕	5	472559	1	
	50-60Hz	>50V *	Grey	2P+⊕	12	472327	1	
	50-60Hz	>50V *	Grey	3P+⊕	12	472367	1	
	60Hz	440-460V	Red	3P+⊕	11	472387	1	
	60Hz	440-460V	Red	3P+N+⊕	11	472397	1	
	DC	>50-250V	Grey	2P+⊕	3	472377	1	

* For isolation transformer

Features: the handle can be padlocked. Fuses not included.

Note: special configurations on request.

Technical accessories:



page 125

page 47

page 123

page 215



MODULE 185



Modular interlocked socket-outlets in aluminium alloy with **fuse-holder** for wall-mounting **IP67**




Rated current (A)	Frequency	Rated voltage	Voltage colour	Poles	h ref.	Palazzoli code	Pack Qty
125	50-60Hz	110V	Yellow	3P+⊕	4	472248	1
	50-60Hz	110V	Yellow	3P+N+⊕	4	472258	1
	50-60Hz	230V	Blue	3P+⊕	9	472348	1
	50-60Hz	230V	Blue	3P+N+⊕	9	472358	1
F3 entry	50-60Hz	400V	Red	3P+⊕	6	472418	1
	50-60Hz	400V	Red	3P+N+⊕	6	472428	1
fuses ACR GR 00	50-60Hz	500V	Black	3P+⊕	7	472518	1
	50-60Hz	500V	Black	3P+N+⊕	7	472528	1
	60Hz	440-460V	Red	3P+⊕	11	472388	1
	60Hz	440-460V	Red	3P+N+⊕	11	472398	1

* For isolation transformer

Features: the handle can be padlocked. Fuses not included.
Note: special configurations on request.

Technical accessories:



MODULE 315



Interlocked socket-outlets in aluminium alloy with **aligned poles** and **fuse-holder** for wall-mounting 50-60Hz **IP55**

Rated current (A)	Rated voltage	Poles	Enclosure dimensions (mm)	Palazzoli code	Pack Qty
250	500V~ max	3P+⊕	315x507	422039	1
F5 entry fuses ACR GR1					

Equipment included: gaskets and screws for fastening the accessories. Earth screws inside and outside the box.
Features: the handle can be padlocked. Fuses not included. 250 A sockets, width 315mm.
Note: special configurations on request.

Technical accessories:



Fixed socket in aluminium alloy with **aligned poles** for wall-mounting 50-60Hz **IP55**

Rated current (A)	Rated voltage	Poles	Window type	Palazzoli code	Pack Qty
250	500V	3P+⊕	F5	421029	1

Technical accessories:



EASY CONTACT



The **multi-lamellar crown** in a silver-plated copper superalloy ensures:

- wider pin-plug contact surface
- easy removal of plugs from sockets
- perfect cleaning of the pin
- a solid and long-lasting electrical contact

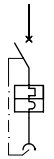


Plug-in aluminium alloy with cable gland with **flat poles** 50-60Hz **IP55**

Rated current (A)	Rated voltage	Poles	Palazzoli code	Pack Qty
250	500V	3P+⊕	427019	1



MODULE 125



Modular interlocked socket-outlets in aluminium alloy with **MCB** for wall-mounting **IP67**



Rated current (A)	Frequency	Rated voltage	Voltage colour	Poles	h ref.	Palazzoli code	Pack Qty	
16 F1 entry MCB 4.5kA curve C	50-60Hz	110V	Yellow	2P+⊕	4	474633	1	
	50-60Hz	110V	Yellow	3P+⊕	4	474643	1	
	50-60Hz	110V	Yellow	3P+N+⊕	4	474653	1	
	50-60Hz	230V	Blue	2P+⊕	6	474733	1	
	50-60Hz	230V	Blue	3P+⊕	9	474743	1	
	50-60Hz	230V	Blue	3P+N+⊕	9	474753	1	
	50-60Hz	400V	Red	2P+⊕	9	474833	1	
	50-60Hz	400V	Red	3P+⊕	6	474843	1	
	50-60Hz	400V	Red	3P+N+⊕	6	474853	1	
	60Hz	440-460V	Red	3P+⊕	11	474863	1	
	60Hz	440-460V	Red	3P+N+⊕	11	474133	1	
	32 F1 entry MCB 6kA curve C	50-60Hz	110V	Yellow	2P+⊕	4	474236	1
		50-60Hz	110V	Yellow	3P+⊕	4	474246	1
		50-60Hz	110V	Yellow	3P+N+⊕	4	474256	1
		50-60Hz	230V	Blue	2P+⊕	6	474336	1
		50-60Hz	230V	Blue	3P+⊕	9	474346	1
50-60Hz		230V	Blue	3P+N+⊕	9	474356	1	
50-60Hz		400V	Red	2P+⊕	9	474436	1	
50-60Hz		400V	Red	3P+⊕	6	474446	1	
50-60Hz		400V	Red	3P+N+⊕	6	474456	1	
60Hz		440-460V	Red	3P+⊕	11	474466	1	
60Hz		440-460V	Red	3P+N+⊕	11	474536	1	
50/60Hz		380/440V	Red	3P+⊕	3	474486	1	
50/60Hz		380-440V	Red	3P+N+⊕	3	474586	1	
63 F1 entry MCB 10kA curve C		50-60Hz	110V	Yellow	2P+⊕	4	474237	1
		50-60Hz	110V	Yellow	3P+⊕	4	474247	1
		50-60Hz	110V	Yellow	3P+N+⊕	4	474257	1
	50-60Hz	230V	Blue	2P+⊕	6	474337	1	
	50-60Hz	230V	Blue	3P+⊕	9	474347	1	
	50-60Hz	230V	Blue	3P+N+⊕	9	474357	1	
	50-60Hz	400V	Red	2P+⊕	9	474437	1	
	50-60Hz	400V	Red	3P+⊕	6	474447	1	
	50-60Hz	400V	Red	3P+N+⊕	6	474457	1	
	60Hz	440-460V	Red	3P+⊕	11	474387	1	
	60Hz	440-460V	Red	3P+N+⊕	11	474397	1	

Features: the handle can be padlocked. Voltage presence indicator.
Note: special configurations on request.

Technical accessories:

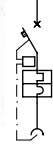


page 124

page 47

page 123

MODULE 252



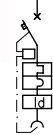
Modular socket-outlets in aluminium alloy with **electrical interlock** and **MCCB** for wall-mounting **50-60Hz IP67**



Rated current (A)	Rated voltage	Voltage colour	Poles	h ref.	Palazzoli code	Pack Qty
63 F5 entry	400V	Red	3P+⊕	6	475336	1
	400V	Red	3P+N+⊕	6	475346	1
	500V	Black	3P+⊕	7	475337	1
	500V	Black	3P+N+⊕	7	475347	1
125 F5 entry	400V	Red	3P+⊕	6	475436	1
	400V	Red	3P+N+⊕	6	475446	1
	500V	Black	3P+⊕	7	475437	1
	500V	Black	3P+N+⊕	7	475447	1

Features: complete with pilot contact used for the electrical interlock.
Note: special configurations on request.

MODULE 252



Modular socket-outlets in aluminium alloy with **electrical interlock** **MCCB** and **RCD** for wall-mounting **50-60Hz IP67**



Rated current (A)	Rated voltage	Voltage colour	Poles	h ref.	Palazzoli code	Pack Qty
63 F5 entry	400V	Red	3P+⊕	6	473336	1
	400V	Red	3P+N+⊕	6	473346	1
	500V	Black	3P+⊕	7	473337	1
	500V	Black	3P+N+⊕	7	473347	1
125 F5 entry	400V	Red	3P+⊕	6	473436	1
	400V	Red	3P+N+⊕	6	473446	1
	500V	Black	3P+⊕	7	473437	1
	500V	Black	3P+N+⊕	7	473447	1

Features: complete with pilot contact used for the electrical interlock.
Note: special configurations on request.

Technical accessories:



page 157

page 47

page 155

FEATURES OF THE ELECTRICALLY INTERLOCKED SOCKET PROTECTION

MCCB	800V Rated impulse-withstand voltage Uimp	8kV Breaking capacity Icu (400V)
Rated impulse seal voltage Ui	18kA Breaking capacity Icu (500V)	8kA
18kA Breaking capacity Icu (500V)	Mechanical duration	25000 operations
Mechanical duration	Electrical duration	8000 operations
Electrical duration	Overload protection regulation	0.7-1 x In
Overload protection regulation	Short-circuit protection	10 x Neutral protection
Short-circuit protection	50%	
RCD	Protection type	A - AC
Operating voltage	Operating frequency	85-690V 45-66Hz
Operating frequency	Failure frequency	50-60Hz
Failure frequency	Intervention threshold regulation	0.03A - 0.1A - 0.3A - 0.5A - 1A - 3A
Intervention threshold regulation	Intervention time	instantaneous
Intervention time	Absorbed power	<5W 690Vac



MODULE 92-125-185



Modular interlocked socket-outlets
in aluminium alloy
for wall-mounting
50-60Hz **IP67**



Rated current (A)	Rated voltage	Voltage colour	Poles	h ref.	Palazzoli code	Pack Qty
16 F0 entry	230V	Blue	2P+⊕	6	460126	1
	400V	Red	3P+⊕	6	460136	1
	400V	Red	3P+N+⊕	6	460146	1
16 F1 entry	230V	Blue	2P+⊕	6	466126	1
	400V	Red	3P+⊕	6	466136	1
	400V	Red	3P+N+⊕	6	466146	1
32 F1 entry	230V	Blue	2P+⊕	6	460226	1
	400V	Red	3P+⊕	6	460236	1
	400V	Red	3P+N+⊕	6	460246	1
63 F1 entry	380/440V	Red	3P+⊕	3	460233	1
	400V	Red	2P+⊕	6	460326	1
	400V	Red	3P+⊕	6	460336	1
125 F3 entry	400V	Red	3P+⊕	6	460436	1
	400V	Red	3P+N+⊕	6	460446	1

Features: the handle can be padlocked.
Sockets, F0 module 92mm, F1 module 125mm, F3 module 185mm.
Notes: special configurations on request.

MODULE 125-185



Modular interlocked socket-outlets
in aluminium alloy
with **DIN rail**
for wall-mounting
50-60Hz **IP67**



Rated current (A)	Rated voltage	Voltage colour	Poles	h ref.	Palazzoli code	Pack Qty
16 F1 entry 4 modules	230V	Blue	2P+⊕	6	472623	1
	400V	Red	3P+⊕	6	472733	1
	400V	Red	3P+N+⊕	6	472843	1
32 F1 entry 4 modules	230V	Blue	2P+⊕	6	472624	1
	400V	Red	3P+⊕	6	472734	1
	400V	Red	3P+N+⊕	6	472844	1
63 F1 entry 4 modules	380/440V	Red	3P+⊕	3	472735	1
	230V	Blue	2P+⊕	6	472027	1
	400V	Red	3P+⊕	6	472137	1
125 F3 entry 6.5 modules	400V	Red	3P+⊕	6	472648	1
	400V	Red	3P+N+⊕	6	472649	1

Equipment included: all sockets are pre-wired up to the DIN rail.
Features: the handle can be padlocked.
Sockets, 1 module 125mm, F3 module 185mm.
Notes: special configurations on request.

Technical accessories:



MODULE 125



Modular sockets
in aluminium alloy
with safety **transformer** (SELV)
for wall-mounting
50-60Hz **IP67**

Rated current (A)	Rated voltage	Poles	Power (VA)	Palazzoli code	Pack Qty
16 F1 entry	230/24V	2P	144	471812	1
	400/24V	2P	144	471832	1

Features: continuous class II duty safety transformer enabled by the plug by means of microswitch.

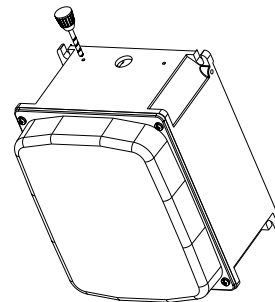
MODULE 250



Modular sockets
in aluminium alloy
with safety **transformer** (SELV)
for wall-mounting
50-60Hz **IP55**

Rated current (A)	Rated voltage	Poles	Power (VA)	Palazzoli code	Pack Qty
32 M25 entry	230/48V~	2P	720	471818	1
	400/48V~	2P	720	471838	1

Equipment included: cable gland and screwcaps M25.
Features: continuous class II duty safety transformer enabled by the plug by means of microswitch. 32A sockets 252mm wide. Predisposed for coupling with F2 window. The socket is equipped with M25 top and bottom entry.



Technical accessories:






Boxes in aluminium alloy for composition of socket boards **IP67**

Outer dimensions (mm)	Window type	Installable socket module	Palazzoli code	Pack Qty
92x92x42		92	511112	1
		92	511114	1
125x92x42		92	511122	1
		92	511124	1
185x92x42		92	511142	1
		92	511144	1
		92 + 92	511147	1
125x125x63		125	511212	1
		125	511214	1
		92	511217	1
185x125x63		92 + 92	511227	1
252x125x63		125 + 92	511236	1
		125 + 125	511237	1

Equipment included: free windows with gaskets in non-ageing elastomer and screws for applying accessories or for coupling with other boxes. Internal and external earth screws. Codes from 511147 to 511237 complete with back plate.

Note: the boxes indicated are only those that can be used in compositions of socket boards. The complete list is at page 155.

Technical accessories:



Blind covers low for ALUPRES boxes **IP67**

For box with dimensions (mm)	Cover height (mm)	Palazzoli code	Pack Qty
92x92	23	515111	1
125x125	10	515200	1
185x125	25	515221	1

Equipment included: complete with non-ageing gasket and captive stainless steel fixing screws.



Blind covers high for ALUPRES boxes **IP67**

For box with dimensions (mm)	Cover height (mm)	Palazzoli code	Pack Qty
92x92	35	515112	1
125x92	50	515124	1
185x92	50	515144	1
125x125	50	515214	1
185x125	50	515224	1
252x125	50	515234	1

Equipment included: complete with non-ageing gasket and captive stainless steel fixing screws.



Covers with transparent window and DIN rail for ALUPRES boxes **IP67**

For box with dimensions (mm)	No. of DIN modules	Cover height (mm)	Lid height (mm)	Palazzoli code	Pack Qty
125x125	4	50	30	518204	1
185x125	6.5	50	30	518206	1
252x125	9	50	30	518209	1

Equipment included: complete with non-ageing gasket and captive stainless steel fixing screws.

Features: when fitted in the box they allow for the installation of modular devices. Padlockable lid and with tamper-proof screw.



Mounting **plates**
in painted steel
for composition
of socket boards

Dimensions (mm)	No. of installable devices	Installable device module	Palazzoli code	Pack Qty
125x558	1	1x92 / 1x125	532876	1
185x389	2	2x92	532806	1
276x389	3	3x92	532816	1
185x421	2	2x92	532826	1
250x558	2	2x125 / 125+92	532836	1
375x558	3	3x125	532846	1
310x558	3	125+2x92	532856	1
435x558	4	2x125+2x92 / 125+3x92	532866	1

Equipment included: designed with threaded holes and includes stainless steel screws for fastening devices.



Pair of **plates**
complete with screws
for the coupling of plates

For mounting plate code	Palazzoli code	Pack Qty
532806, 532816, 532826, 532836, 532846, 532856, 532866	532895	1

Table for the selection of boxes that can be installed on the plates

Plate code	Box dimensions (mm)
532876	125x125
532806	185x92
532816	92x92 / 185x92
532826	185x125
532836	250x125
532846	125x125 / 250x125
532856	125x125 / 185x125
532866	250x125 / 185x125



Blind flanges flat
in steel for windowed walls
IP67

For windows	Projection (mm)	Palazzoli code	Pack Qty
F0 (insulating material)	5	540030	1
F1 (insulating material)	6	540031	5
F0	2.5	540090	5
F1	5.5	540091	5
F2	5.5	540032	1
F3	6	540033	2
F4	6	540034	2
F5	7	540035	2
F6	8	540036	1

Uses: closes unused windows. They can be drilled for cable gland installation.



Closing flanges raised
in aluminium alloy
for windowed walls
IP67

For windows	Projection (mm)	Palazzoli code	Pack Qty
F1	32	540061	1
F2	32	540062	1
F3	50	540063	1
F4	50	540064	1
F5	80	540065	1
F6	80	540066	1

Uses: they close unused windows. They facilitate the wiring as they increase the internal volume of the enclosure.



Flanges
in aluminium alloy
with **metric threading**
for windowed walls
IP67

For windows	Threading type	Palazzoli code	Pack Qty
F0	M25	541050	1
F1	M25	541055	1

Technical accessories:



page 163



Flanges
in aluminium alloy
with **gas threading**
and **cable gland**
for windowed walls
IP67

For windows	Threading type	Entry cable diameter (mm)	Projection (mm)	Palazzoli code	Pack Qty
F0 (insulating material)	1/2"	8-13	23	541010	1
F0 (insulating material)	3/4"	9-17	29	541020	1
F0	1/2"	9-12	31	541080	1
F0	3/4"	9-17	33	541090	1
F0	1"	17-20	34	541030	1
F1	1/2"	8-13	29	541011	1
F1	3/4"	10-18	33	541021	1
F1	1"	14-19	63	540151	1
F1	1" 1/4	22-26	63	540141	1
F2	1"	18-20	63	540152	1
F2	1" 1/4	25-26	64	540142	1
F3	1" 1/2	32-35	82	540153	1
F4	1" 1/2	32-35	88	540154	1
F5	2"	42-44	124	540145	1
F6	2" 3/4	57-58	154	540156	1

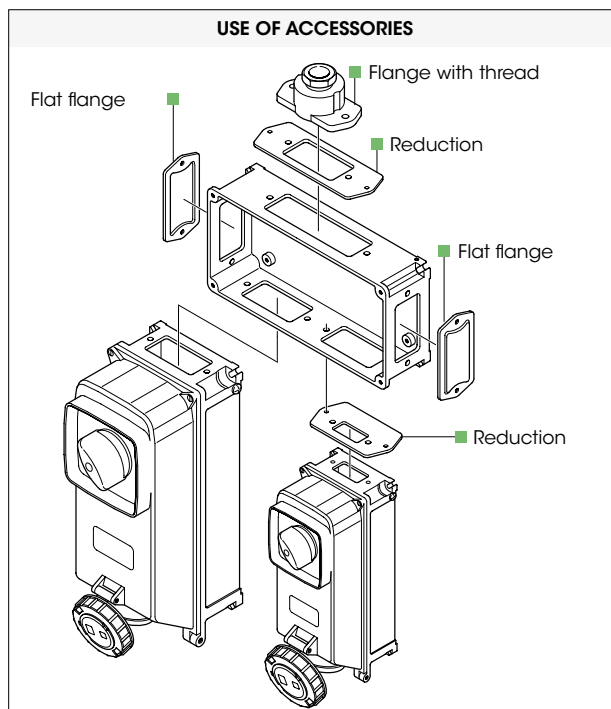
Uses: suitable for entry with threaded pipes. They facilitate the wiring as they increase the internal volume of the enclosure.



Reducers
in steel for windows
IP67

Shape	Reducer type from window	Reducer type to window	Thickness (mm)	Palazzoli code	Pack Qty
	F1	F0	3	547010	1
	F2	F0	4	547020	1
	F2	F1	4	547021	1
	F3	F0	4	547030	1
	F3	F1	4	547031	1
	F3	F2	4	547032	1
	F3	2xF0	5	547300	1
	F4	F1	4	547041	1
	F4	F2	4	547042	1
	F4	F3	4	547043	1
	F4	F1+F0	6	547410	1
	F4	2xF1	5	547411	1
	F5	F3	5	547053	1
	F5	F4	5	547054	1
F6	F3	5	547063	1	
F6	F4	5	547064	1	
F6	F5	5	547065	1	
	F5	F1	5	547151*	1
	F5	F2	5	547152*	1
	F6	F1	5	547161*	1
	F6	F2	5	547162*	1

Uses: it enables to interface boxes and socket-outlets with windows of different type.
* These are only used to couple the boxes to the flanges with cable gland.





ALUMAX series low voltage switched sockets with electrical interlock are a range of products in 15/10 steel sheet, finished with hot polymerised nontoxic polyester paint, equipped with an aluminium alloy socket for heavy-duty applications, from 250A up to 400A, with IP65 protection rating.

The coupling system of receptacles and plugs makes use of the Easy Contact technology for maximum contact performance over time and ensures easier connection and disconnection operations. Each connection is provided with a double pilot contact. The sockets are equipped with MCB with 36 kA breaking capacity. The control handle can be padlocked in position 0 and I.

Compliance with standards	IEC/EN 60309-1 IEC/EN 60947-3
Material	Aluminium Alloy (connections) Steel (boxes)
Surface treatment	Passivation
Paint	Non-toxic hot polymerised
Protection rating (IP according to IEC/EN 60529)	IP67 (connections) IP65 (protected wall-mounted sockets)
Colour	RAL 5015 (cover) RAL 7035 (box)
Impact resistance (IK grade according to IEC/EN 62262)	IK10
Rated current	250A - 400A
Operating voltage	Up to 1000V
Operating frequency	50-60Hz
Insulation voltage	3.3 KV
Insulation class	I
Diameter of cable entry for mobile connections	62mm (250A) 80mm (320A-400A)
Clamping range for receptacles and pins	250A: 50mm² - 70mm² 320A: 120mm² 400A: 150mm²
Pilot contacts	2
Pilot contacts clamping section	2.5mm²
Operating temperature	-30°C - +60°C

ALUMAX BROCHURE

The Alumas brochure can be viewed and downloaded from www.palazzoli.com



Resistance to chemical agents

WATER	SALINE SOLUTION	ACIDS		BASES		SOLVENTS			
		CONCENTRATED	DILUTED	CONCENTRATED	DILUTED	ALCOHOL	ACETONE	PERCHLORO-ETHYLENE	BENZENE
↑	↑	↓	→	→	↑	↑	↑	↑	↑
OILS		FATS		AMMONIA	OXIDISERS	INORGANIC SALTS	GASOLINE	DETERGENTS	U.V. RAYS
MINERAL	VEGETABLE	ANIMAL	SYNTHETIC						
↑	↑	↑	↑	↑	→	↑	↑	↑	↑

Legend: ↑ high resistance → partial resistance ↓ low resistance



250A sockets in steel for high amperages with **electric interlock** and **MCCB** for wall-mounting 50-60Hz **IP65**

Rated current (A)	Rated voltage (V)	Poles	No. of pilot contacts (mm ²)	Palazzoli code	Pack Qty
250	400	3P+ \neq	2x10	480530	1
		3P+N+ \neq	2x6	480550	1
	500	3P+ \neq	2x10	480531	1
		3P+N+ \neq	2x6	480551	1

Features: padlockable handle.



320A - 400A sockets in steel for high amperages with **electric interlock** and **MCCB** for wall-mounting 50-60Hz **IP65**

Rated current (A)	Rated voltage (V)	Poles	No. of pilot contacts (mm ²)	Palazzoli code	Pack Qty
320	400	3P+N+ \neq	2x6	480650	1
	500	3P+N+ \neq	2x6	480651	1
400	400	3P+N+ \neq	2x6	480750	1
	500	3P+N+ \neq	2x6	480751	1

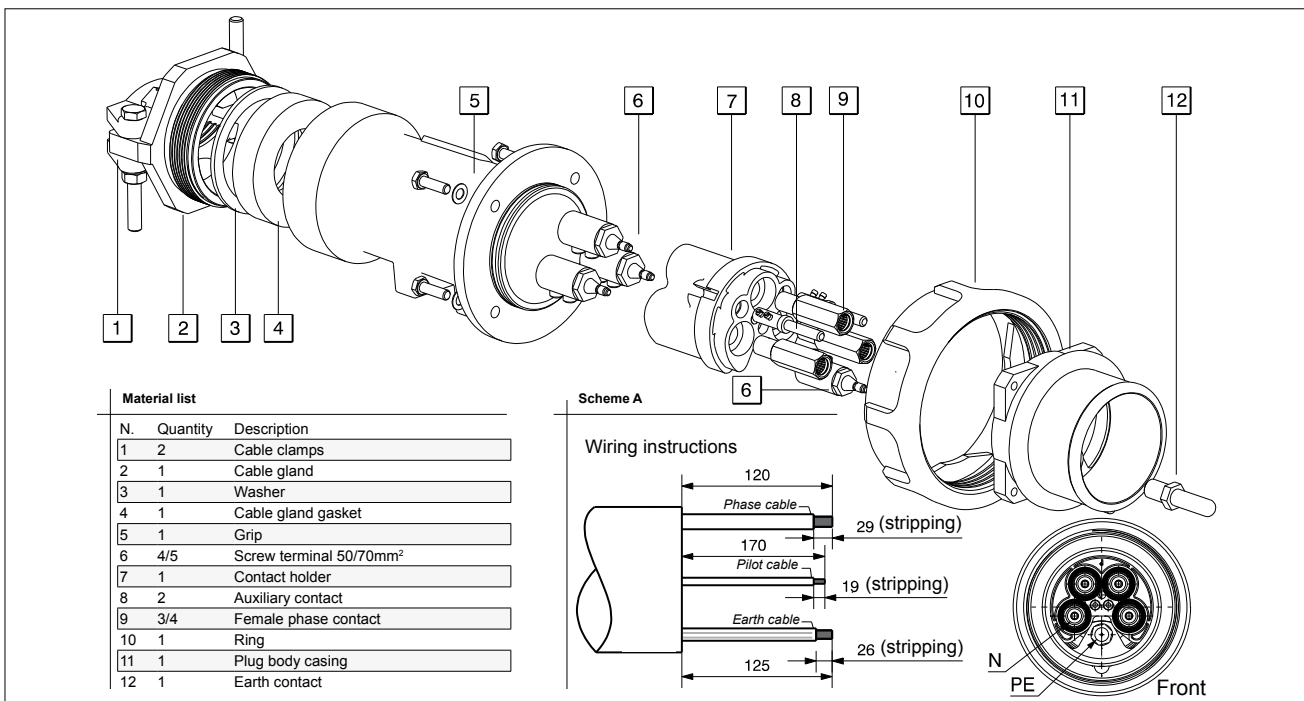
Features: padlockable handle.



Straight mobile plugs in aluminium alloy for high amperages 50-60Hz **IP67**

Rated current (A)	Poles	No. of pilot contacts (mm ²)	Palazzoli code	Pack Qty
250	3P+ \neq	2x10	750530	1
	3P+N+ \neq	2x6	750550	1
320	3P+N+ \neq	2x6	750650	1
	400	3P+N+ \neq	2x6	750750


Note: up to 660A available on request.





BOARDS AND BOXES

For standard and heavy-duty applications



TAIS CUBE

distribution and automation
boards in thermosetting GRP

page 130



UNIBOX

universal boxes
in aluminium

page 138



topTER and PRIMA

empty distribution boards

page 140



TAIS
modular boxes
in thermosetting GRP
page 146



TAIS GRANDE
combinable boxes
in thermosetting GRP
page 150



ALUPRES
combinable boxes
in aluminium
page 154



CONTACT
terminal blocks
in ceramic
page 160



UNI
cable glands in technopolymer
and nickel-plated brass
page 162

TAIS CUBE



GOOD DESIGN
INTERNATIONAL AWARD



TAIS CUBE


Resistant to everything thanks to the Palazzoli thermosetting GRP



TAIS Cube has a very high protection rating, IP66. This feature, certified in a laboratory with a 100 l/min water jet test, guarantees the product against strong water jets.



The steel frame allows to easily mount modular devices and trunking, and to comfortably wire everything on the bench, out of the board. The wired frame can then be easily inserted inside the board. The material of which it is made guarantees robustness and durability over time.




The unique product design provides a wide and spacious enclosure. As a consequence the back plate and door (choose from blind or transparent) offer 15% of extra space available if compared with similar sizes of the major competitors.



The door hinges, made of steel and nickel-plated brass, are located far from the edges to avoid breakage in the case of impact.


Suitable for thermal power plants, cement plants, mineral oil extraction plants, nuclear plants and laboratories, commercial and exhibition activities, airports, photovoltaic installations, railway and underground facilities.




Size	No. of vertical modules	No. of DIN modules	Outer dimensions	Internal usable dimensions	Distribution board with blind door	Distribution board with transparent door
1	-	-	260x305x160	200x250x100	550001	550031
2	3	36 (3X12)	340x430x180	280x375x120	550002	550032
3	3	54 (3X18)	450x505x220	390x450x160	550003	550033
4	4	72 (4X18)	450x655x220	390x600x160	550004	550034
5	4	96 (4X24)	560x655x260	500x600x200	550005	550035
6	5	140 (5X28)	630x810x300	570x750x235	550006	550036
7	5	200 (5X40)	850x1060x350	790x1000x290	550007	550037

THE REVOLUTIONARY  QUICK COUPLING SYSTEM



 fitting the springs

 assembling the frame

 fitting the frame



AUTOMATION			DISTRIBUTION					
Back plate in steel	Back plate in thermosetting GRP	Inner door in thermosetting GRP	Click Cube functional frame	Click Cube windowed panel	Click Cube blind panel	Click Cube double blind panel	Click Cube DIN rail	Click Cube partial steel plate
550601	550621	-	-	-	-	-	-	-
550602	550622	550502	550562	550522	550542	550552	550582	550632
550603	550623	550503	550563	550523	550543	550553	550583	550633
550604	550624	550504	550564					
550605	550625	550505		550525	550545	550555	550585	550635
550606	550626	550506	550566	550526	550546	550556	550586	550636
550607	-	550507	550567	550527	550547	550557	550587	550637

COMMON ACCESSORIES				
Set of 4 brackets		Security lock	Support for pole mounting	
Galvanised	Stainless steel		For sizes 1-2	For sizes 3-4-5
550640	550641	550680	550642	550643



TAIS Cube series distribution and automation boards are a range of products in Palazzoli thermosetting GRP for heavy-duty applications with IP66 protection rating and resistant to UV rays. The system is composed of 7 sizes in each version with blind or transparent door.

The accessories to use the board in typical configurations of automation are the back plate in steel sheet or in thermosetting GRP and the inner door in thermosetting GRP, equipped with opening handles and that can be installed at two different positions and fixed on both sides. In the distribution configuration, the steel frame allows for modular compositions with blind and windowed panels, depth-adjustable DIN rails and partial back plates. All elements are simply fixed with the "Click Cube" snap-in system.

The wiring can be performed on the bench or directly inside the distribution board.

The door is fixed to the back box with elements in nickel-plated brass and stainless steel located far from the edges and that allow an opening wider than 180°.

Compliance with standards	IEC/EN 62208
Material	Palazzoli thermosetting GRP
Protection rating (IP according to IEC/EN 60529)	IP66
Colour	RAL7035
Resistance to abnormal heat and fire ("Glow Wire" according to IEC/EN 60695-2-10)	960°C
Flammability rating (according to UL94)	V0
Impact resistance (IK grade according to IEC/EN 62262)	IK10
Rated frequency	0 - 1000 Hz
Rated voltage AC	1000 Vac
Rated voltage DC	1500 Vcc
Rated impulse seal voltage	8kV
Maximum short-circuit current Icc	35kA
Insulation class	II □
Storage temperature	-50°C - +90°C
Operating temperature	-30°C - +90°C

WEB - TAIS CUBE

The website dedicated to the distribution and automation boards of the TAIS CUBE series is available at www.palazzoli.com




Resistance to chemical agents

WATER	SALINE SOLUTION	ACIDS		BASES		SOLVENTS			
		CONCENTRATED	DILUTED	CONCENTRATED	DILUTED	ALCOHOL	ACETONE	PERCHLORO-ETHYLENE	BENZENE
↑	↑	→	↑	↑	↑	↑	↑	↑	↑
OILS		FATS		AMMONIA	OXIDISERS	INORGANIC SALTS	GASOLINE	DETERGENTS	U.V. RAYS
MINERAL	VEGETABLE	ANIMAL	SYNTHETIC						
↑	↑	↑	↑	↑	↑	↑	↑	↑	↑

Legend: ↑ high resistance → partial resistance



**Distribution boards
in thermosetting GRP
with blind door
IP66**

Size	Outer dimensions (mm)	Usable inner dimensions (mm)	No-load power dissipation (W)	Palazzoli code	Pack Qty
1	260x305x160	200x250x100	53	550001	1
2	340x430x180	280x375x120	90	550002	1
3	450x505x220	390x450x160	138	550003	1
4	450x655x220	390x600x160	174	550004	1
5	560x655x260	500x600x200	217	550005	1
6	630x810x300	570x750x235	302	550006	1
7	850x1060x350	790x1000x290	506	550007	1

Equipment included: key with triangular insert, screw cover caps for double insulation.



**Distribution boards
in thermosetting GRP
with transparent door
IP66**

Size	Outer dimensions (mm)	No. of DIN modules	No-load power dissipation (W)	Palazzoli code	Pack Qty
1	260x305x160	-	53	550031	1
2	340x430x180	36 (3x12)	90	550032	1
3	450x505x220	54 (3x18)	138	550033	1
4	450x655x220	72 (4x18)	174	550034	1
5	560x655x260	96 (4x24)	217	550035	1
6	630x810x300	140 (5x28)	302	550036	1
7	850x1060x350	200 (5x40)	506	550037	1

Equipment included: key with triangular insert, screw cover caps for double insulation.

Technical accessories:



**Back plates
in steel**

Size	Dimensions (mm)	Palazzoli code	Pack Qty
1	180x240	550601	5
2	260x370	550602	5
3	370x445	550603	5
4	370x595	550604	1
5	475x595	550605	1
6	550x745	550606	1
7	765x995	550607	1

Equipment included: complete with screws for mounting.



**Back plates
in thermosetting GRP**

Size	Dimensions (mm)	Palazzoli code	Pack Qty
1	180x240	550621	5
2	260x370	550622	5
3	370x445	550623	5
4	370x595	550624	1
5	475x595	550625	1
6	550x745	550626	1

Equipment included: complete with screws for mounting.



**Click Cube reversible
inner doors
in thermosetting GRP**

Size	Dimensions (mm)	Palazzoli code	Pack Qty
2	280x375	550502	4
3	388x450	550503	4
4	388x600	550504	4
5	496x600	550505	1
6	568x750	550506	1
7	784x1000	550507	1

Features: inner-door is reversible and can be easily opened using the appropriate handles. It can be installed at two different depths.



Click Cube quick-fit functional frames for the installation of front panels and DIN rails

Size	Installable panels	Palazzoli code	Pack Qty
2	3	550562	6
3	3	550563	6
4-5	4	550564	6
6	5	550566	1
7	5	550567	1

Equipment included: complete with springs for fastening to the distribution board.
Features: it allows the wiring of the modular panels outside of the board and the installation of DIN rails at different heights.



Click Cube front windowed panels with DIN rail for modular devices

Size	Height (mm)	No. of DIN modules	Palazzoli code	Pack Qty
2	125	12	550522	6
3-4	150	18	550523	6
5	150	24	550525	4
6	150	28	550526	4
7	200	40	550527	1

Equipment included: modular covers.
Features: quick fitting with 1/4 turn screws.



Click Cube front blind panels at single height

Size	Height (mm)	Palazzoli code	Pack Qty
2	125	550542	6
3-4	150	550543	6
5	150	550545	4
6	150	550546	4
7	200	550547	1

Features: quick fitting with 1/4 turn screws.



Click Cube front blind panels at double height

Size	Height (mm)	Palazzoli code	Pack Qty
2	250	550552	4
3-4	300	550553	4
5	300	550555	1
6	300	550556	1
7	400	550557	1

Features: quick fitting with 1/4 turn screws.



Click Cube reinforced DIN rails for frames

Size	No. of DIN modules	Palazzoli code	Pack Qty
2	12	550582	6
3-4	18	550583	6
5	24	550585	1
6	28	550586	1
7	40	550587	1

Equipment included: complete with screws for mounting.



Click Cube height-adjustable steel partial plates

Size	Height (mm)	Palazzoli code	Pack Qty
2	125	550632	1
3-4	150	550633	1
5	150	550635	1
6	150	550636	1
7	200	550637	1

Equipment included: complete with screws for mounting.



Set of **brackets**
for wall-mounting

No. of brackets	Material	Palazzoli code	Pack Qty
4	Galvanised steel	550640	20
4	Stainless steel	550641	5

Features: they can be mounted horizontally, vertically or hidden, retaining the double insulation.



Distribution board kit
with frame windowed panels
and DIN rails

Size	No. of DIN modules	Palazzoli code	Pack Qty
2	36 (3x12)	550042	1
3	54 (3x18)	550043	1
4	72 (4x18)	550044	1
5	96 (4x24)	550045	1
6	140 (5x28)	550046	1
7	200 (5x40)	550047	1



Pair of **accessories**
for pole mounting

Size	Material	Palazzoli code	Pack Qty
1-2	steel	550642	1
3-4-5	steel	550643	1

Features: prearrangement for metal clamp for fastening to poles with diameter >80mm.



Click Cube brackets
for fixing the cable ducts

No. of brackets	Material	Palazzoli code	Pack Qty
8	steel	550648	1

Equipment included: complete with screws for mounting.
Notes: for all frame sizes. Suitable for cable ducts, max height 40mm.



Click Cube adaptor kit

Size	Length (mm)	Palazzoli code	Pack Qty
2	70	550662	1
3-4	110	550663	1
5	150	550665	1
6	190	550666	1
7	240	550667	1

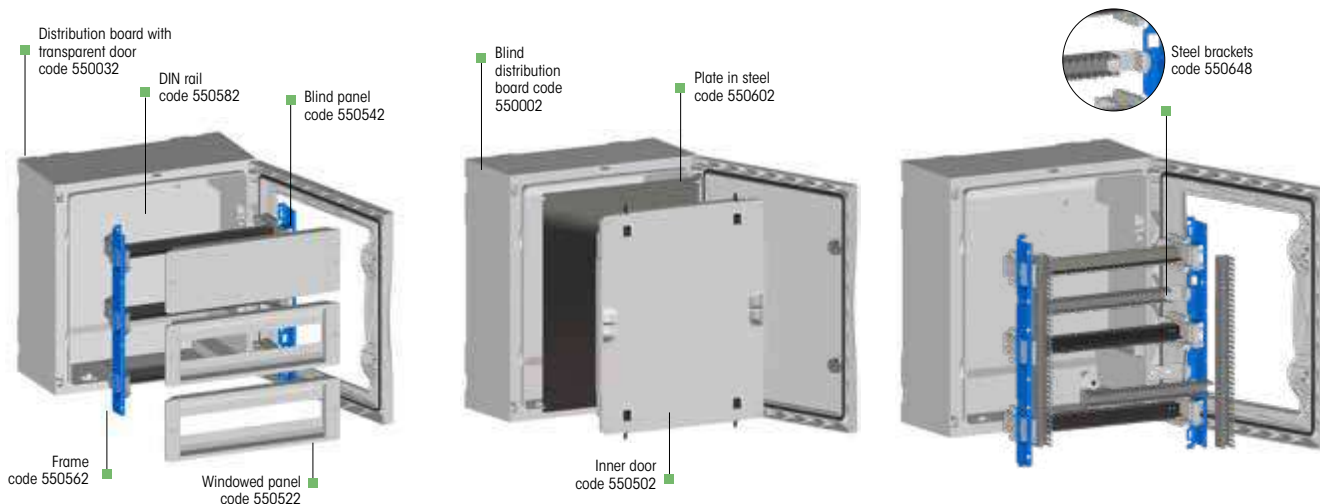
Notes: the kit is used to install the Click Cube frame in boxes that were not made to accommodate it (before 2015).
The adaptors can also be used as spacers for the back plates.



Security lock
with handle

No. of keys	Material	Palazzoli code	Pack Qty
2	steel	550680	10

Features: closing with Yale code key.

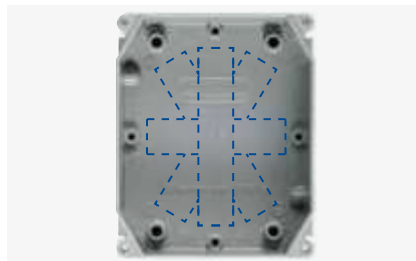


UNIBOX



Easy to be installed

Thanks to the screw seats perpendicular to the screwdriver.



Multifunction

Thanks to the complete set of supports.



IP66 and IP67

Thanks to the external location of the earthing and the hot-poured sealing applied in the cover.



UNIBOX universal boxes in aluminium alloy are suitable for environments with aggressive atmosphere present. Back box and cover are treated with ecological anticorrosion passivation with fluoro-zirconium treatment and finished with hot polymerised scratch-resistant non-toxic polyester painting.

They are supplied with blind door and with a watertight cover that guarantees the IP66/IP67 double protection rating thanks to the integrated gasket.

Compliance with standards	IEC/EN 62208 IEC/EN 60670-1
Material	Aluminium alloy
Surface treatment	Passivation with fluoro-zirconium treatment
Paint	Hot-polymerised non-toxic polyester
Protection rating (IP according to IEC/EN 60529)	IP66/IP67
Colour	RAL7042 light hammer finish
Impact resistance (IK rating according to IEC/EN 62262)	IK08
Insulation class	I
Storage temperature	-50°C - +90°C
Operating temperature	-40°C - +90°C



Junction boxes
in aluminium alloy
IP66/IP67

Box type	Dimensions (mm)		Palazzoli code	Pack Qty
	external	internal		
UNI B9	100x100x59	88x88x44	52009	30
UNI B11	140x115x60	128x103x46	52011	20
UNI B12	166x141x64	153x128x49	52012	20
UNI B14	192x168x80	176x152x65	52014	10
UNI B19	253x217x93	236x201x75	52019	1
UNI B20	314x264x122	292x243x104	52020	1
UNI B21	410x315x150	386x291x126	52021	1

Equipment included: 2 kits for earthing terminal connection

Features: boxes suited for DIN rail mounting horizontally or vertically using M4x6 self-tapping screws. DIN rail from Palazzoli is to be mounted diagonally.

Technical accessories:



page 163



Back plates
in galvanised steel
for UNIBOX boxes

For box type	Dimensions (mm)	Palazzoli code	Pack Qty
UNI B11	119x78	522011	1
UNI B12	132x108	522012	1
UNI B14	165x125	522014	1
UNI B19	200x165	522019	1
UNI B20	250x210	522020	1
UNI B21	345x257	522021	1

Equipment included: screws for mounting inside the box, 2 kits for earthing terminal connection.



DIN rails
for UNIBOX boxes

For box type	Working length (mm)	Palazzoli code	Pack Qty
UNI B9	60	521009	1
UNI B11	95	521011	1
UNI B12	125	521012	1
UNI B14	170	521014	1
UNI B19	230	521019	1
UNI B20	290	521020	1
UNI B21	380	521021	1

Equipment included: screws for mounting inside the box.

PRIMA & topTER



Practical

Thanks to the hinges, the wiring and maintenance are easier.



Versatile































Thanks to flanges and caps.



Tamper proof

Thanks to the padlockable cover.



 page 34	 page 34	 page 34	 page 34	 page 77
		 page 84	 page 73	 page 77
	 63A page 32	 16A - 32A page 83	 16A - 32A page 71	 63A page 76
 page 33	 page 32	 page 83	 page 72	 page 72
		 page 32	 page 32	 page 32
	 page 33	 page 33	 page 32	 page 32
	 page 33	 page 33	 page 33	 page 33
		 page 33	 16A - 32A page 71	

PRIMA and topTER are a series of watertight moulded distribution boards with transparent window or blind door with high capacity which can contain industrial and domestic sockets from 16A up to 63A, with protection rating IP44 and IP66/IP67. Thanks to the dedicated caps, you can integrate domestic sockets in the boards together with industrial and interlocked ones. The highly engineered design, the high quality standard and all the components make this series particularly suitable for installation in the service sector and industry where intense activity make accidental stops utterly undesirable.




Distribution boards with transparent window for the installation of topTER devices IP66

Shape	Installable sockets	Max no. with flange 65x83	Max no. with flange 88x100	Max no. with flange 100x100	Power dissipation (W)	Palazzoli code	Pack Qty
5 modules		2	2	1	22	579822	1
5 modules		3	3	1	22	579823	1
10 modules		4	4	4	40	579824	1
16 modules		6	6	6	56	579826	1
22 modules		8	8	8	70	579828	1
10 modules		3	2	1	40	579863	1
16 modules		5	4	2	56	579865	1

Features: padlockable modular door.

Technical accessories:



Distribution boards for mounting PRIMA devices IP55

Shape	Installable sockets	Power dissipation (W)	Outer dimensions (mm)	Palazzoli code	Pack Qty	
9 modules		2	36	212x414	579620	1
blind		2	36	212x414	579621	1
9+9 modules		2	50	424x280	579602	1
9+9 modules		4	70	424x410	579640	1
9 modules		4	70	424x410	579641	1
blind		4	70	424x410	579642	1

Features: padlockable modular door.

Technical accessories:





Distribution boards with transparent window for the installation of 16A and 32A topTER sockets with switch **IP66**

	Shape	Installable sockets	Power dissipation (W)	Outer dimensions (mm)	Palazzoli code	Pack Qty
5 modules		1	22	122x395	579741	1
10 modules		2	40	239x456	579742	1
16 modules		3	56	350x456	579743	1
22 modules		4	70	461x456	579744	1

Features: padlockable modular door.



Distribution boards with blind cover for the installation of 16A and 32A topTER sockets with switch **IP66**

	Shape	Installable sockets	Power dissipation (W)	Outer dimensions (mm)	Palazzoli code	Pack Qty
		1	22	122x395	579721	1
		2	40	250x395	579722	1
		3	56	380x395	579723	1

Technical accessories:

page 71					page 72	page 72
	page 32	page 33-39	page 33	page 33-57	page 33	page 32



Distribution boards with blind cover for the installation of topTER 63A socket-outlets with switch **IP55**

Installable sockets	Power dissipation (W)	Dimensions (mm)	Palazzoli code	Pack Qty
1	22	122x452	579421*	1
2	40	250x452	579422	1
3	56	380x452	579423	1

Equipment included: screw cover caps for double insulation.
Features: * IP65 protection rating.














Distribution boards with transparent window for the installation of topTER 63A socket-outlets with switch **IP55**

Installable sockets	No. of DIN modules	Power dissipation (W)	Outer dimensions (mm)	Palazzoli code	Pack Qty
1	5	22	122x452	579631*	1
2	12	40	250x452	579622	1
3	18	56	380x452	579623	1

Equipment included: screw cover caps for double insulation. Modular covers.
Features: padlockable modular door.*IP65 protection rating.

Technical accessories:

 page 76	 page 32	 page 33-39	 page 33	 page 33-57	 page 47	 page 49	 page 71
				 page 77	 page 77	 page 77	




EASY COMPOSER

Software for the design and cost estimation of thermoplastic distribution boards.

prima

topTER



1. Select the socket type 	2. Compose the distribution board 	3. Calculate the cost and download the certificates 
------------------------------------------------------------------------------------------------------------------	--------------------------------------------------------------------------------------------------------------------------	----------------------------------------------------------------------------------------------------------------------------------------------

The software is a free web application available at www.palazzoli.com



Module covers

No. of DIN modules	For distribution boards	Palazzoli code	Pack Qty
2	topTER, PRIMA, ULYSSE, TAIS and TAIS CUBE	579904	20

Uses: allows unused modules, to be covered to achieve the IP40 protection rating.



Coupling fitting
with Pg threading for topTER
distribution boards
IP66

Pg	Mounting hole (mm)	For cable Ø (mm)	Palazzoli code	Pack Qty
21	29	21	580250	1



Transportation handles

For distribution boards	Palazzoli code	Pack Qty
all distribution boards	579011	1



Pair of stainless steel plates
for wall-mounting of topTER
and PRIMA distribution boards

For distribution boards	Palazzoli code	Pack Qty
topTER and PRIMA	579012	10



Universal support for topTER,
PRIMA and Energy Go
distribution boards

For distribution boards	Palazzoli code	Pack Qty
width 239 mm and above	570010	1



Finishing frames
for flush-mounting
of PRIMA distribution boards

For distribution boards code	Palazzoli code	Pack Qty
579620 and 579621	579582	1
579640, 579641 and 579642	579584	1



Equipotential bars
for earth connection of topTER
series distribution boards

No. of holes	Connection Type	Palazzoli code	Pack Qty
4	M5 screws for wire ends up to 25mm ²	579013	1
10	M5 screws for wire ends up to 25mm ²	579014	1

Equipment included: connection screws and fixing supports.
Features: suitable for use in topTER distribution boards with transparent window of dimensions 239x456 and above.


TAIS





TAIS

Excellent resistance to stresses, vibrations, abrasions and does not need any maintenance



All products of the TAIS series are made in Palazzoli thermosetting GRP, a fire retardant material that does not produce toxic gases and is resistant to chemicals over time.

The special gaskets in non-ageing elastomer guarantee a protection rating up to IP68, for installing in areas subject to possible flooding.



The back boxes are equipped with brass threaded inserts that ensure an easy opening and closing of the cover even after long time.

Practically immune to the major part of all the aggressive substances, they are the best solution for industrial installations under 1.5 m height.

Suitable for chemical industries, industrial facilities, plants with galvanic treatments, airports, cold rooms and in dusty, salty and corrosive atmosphere.



TAIS boxes represent the state of the art for industrial electrical junctions, both for wall-mounting or on machinery boards in insulating material. The offer is structured on two types of boxes, one is with small dimensions for mounting on board of machineries and the other is with medium and big dimensions to be wall-mounted for industrial plants.

Compliance with standards	IEC/EN 602208 IEC/EN 60670-1
Material	Palazzoli thermosetting GRP
Protection rating (IP according to IEC/EN 60529)	IP67 - IP68
Colour	RAL5015 (cover) RAL7042 (base)
Resistance to abnormal heat and fire ("Glow Wire" according to IEC/EN 60695-2-10)	960°C
Flammability rating (according to UL94)	V0
Impact resistance (IK rating according to IEC/EN 62262)	IK10
Insulation class	II □
Storage temperature	-50°C - +90°C
Operating temperature	-40°C - +90°C



Junction boxes
in thermosetting GRP
with **low cover**
IP68



Outer dimensions (mm)	Box height (mm)	Cover height (mm)	Palazzoli code	Pack Qty
92x92	50	18	538035	1
125x92	50	18	538045	1
185x92	50	18	538055	1
125x125	75	25	538116	1
185x125	75	25	538117	1
250x125	75	25	538118	1

Features: IP68 protection rating test is carried out at 2 m depth for 24 h. Blind walls.






Junction boxes
in thermosetting GRP
with **high cover**
IP68



Outer dimensions (mm)	Box height (mm)	Cover height (mm)	Palazzoli code	Pack Qty
92x92	50	50	538005	1
125x92	50	50	538006	1
185x92	50	50	538015	1
125x125	75	50	538016	1
185x125	75	50	538017	1
250x125	75	50	538018	1

Features: IP68 protection rating test is carried out at 2 m depth for 24 h. Blind walls.

Technical accessories:

 page 163	 page 161	 page 105
-------------------------------------------------------------------------------------------------	--------------------------------------------------------------------------------------------------	---------------------------------------------------------------------------------------------------



Junction boxes
in thermosetting GRP
with **low cover**
IP67

Outer dimensions (mm)	Box height (mm)	Cover height (mm)	Palazzoli code	Pack Qty
92x92	50	18	532035	5
125x92	50	18	532045	1
185x92	50	18	532055	1
125x125	75	25	532116	1
185x125	75	25	532117	1
250x125	75	25	532118	1

Features: blind walls.



Junction boxes
in thermosetting GRP
with **high cover**
IP67

Outer dimensions (mm)	Box height (mm)	Cover height (mm)	Palazzoli code	Pack Qty
92x92	50	50	532005	1
125x92	50	50	532006	1
185x92	50	50	532015	1
125x125	75	50	532016	1
185x125	75	50	532017	1
250x125	75	50	532018	1

Features: blind walls.

Technical accessories:



Back plates
in galvanised steel
for TAIS boxes

For box dimensions	For box code	Palazzoli code	Pack Qty
92x92	532005, 532035, 532225, 538005, 538035, 532005, 532035	532705	1
125x92	532006, 532045, 532285, 532295, 538006, 538045, 532006, 532045	532714	1
185x92	532015, 532055, 532325, 532385, 538015, 538055, 532015, 532055	532715	1
125x125	532016, 532116, 532346, 538016, 538116, 532016EX, 532116EX	532716	1
185x125	532017, 532117, 532667, 532677, 538017, 538117, 532017EX, 532117EX, 532667EX	532717	1
250x125	532018, 532118, 532618, 532628, 532638, 532648, 538018, 538118, 532018EX, 532118EX, 532628EX	532718	1

Uses: for fastening terminal blocks or non-modular devices.



Boxes
in thermosetting GRP
with **transparent cover**
IP67

Outer dimensions (mm)	No. of DIN modules	Power dissipation (W)	Palazzoli code	Pack Qty
125x125x125	4	13	532516	1
185x125x125	6.5	15	532557	1
250x125x125	9	20	532658	1

Features: blind walls supplied with drilling template. Padlockable cover and with tamper-proof screw.

Technical accessories:





TAIS Grande series distribution boxes are a range of products with thickened walls made of Palazzoli Thermosetting GRP for heavy duty applications with up to IP67 protection rating and resistant to UV rays. The system is composed of 5 sizes, complete with back plate made of zinc-tropicalised steel sheet, that can be accessorised with blind or transparent cover with moulded large captive screws with hexagonal insert of 8 mm. The boxes are available in versions totally blind or with windows on the sides that allow modular combinations.



Compliance with standards	IEC/EN 602208 IEC/EN 60670-1
Material	Palazzoli thermosetting GRP
Protection rating (IP according to IEC/EN 60529)	IP65 and IP67
Colour	RAL5015 (cover) RAL7042 (base)
Resistance to abnormal heat and fire ("Glow Wire" according to IEC/EN 60695-2-10)	960°C
Flammability rating (according to UL94)	V0
Impact resistance (IK grade according to IEC/EN 62262)	IK10
Insulation class	II □
Storage temperature	-50°C - +90°C
Operating temperature	-40°C - +90°C



Resistance to chemical agents

WATER	SALINE SOLUTION	ACIDS		BASES		SOLVENTS			
		CONCENTRATED	DILUTED	CONCENTRATED	DILUTED	ALCOHOL	ACETONE	PERCHLORO-ETHYLENE	BENZENE
↑	↑	→	↑	↑	↑	↑	↑	↑	↑
OILS		FATS		AMMONIA	OXIDISERS	INORGANIC SALTS	GASOLINE	DETERGENTS	U.V. RAYS
MINERAL	VEGETABLE	ANIMAL	SYNTHETIC						
↑	↑	↑	↑	↑	↑	↑	↑	↑	↑

Legend: ↑ high resistance → partial resistance



Junction boxes
in thermosetting GRP
with back plate
IP67

Outer dimensions (mm)	Window type	Installable TAIS socket module	Palazzoli code	Pack Qty
185x185x115		2x95	531011	1
		2x95	531200	1
		2x95	531211	1
		2x95	531311	1
		-	531411	1
250x185x115		2x95/2x125	531021	1
		2x95/2x125	531220	1
		2x95	531222	1
		2x95/2x125	531221	1
		-	531231	1
		2x95	531321	1
		2x95/2x125	531331	1
		-	531431	1

Outer dimensions (mm)	Window type	Installable TAIS socket module	Palazzoli code	Pack Qty
250x250x115		2x95/2x125	531040	1
		2x95/2x125	531241	1
		-	531240	1
		2x95/2x125	531340	1
		-	531440	1
370x250x115		2x95/2x125	531540	1
		2x95/2x125	531640	1
		-	531042	1
500x370x115		-	531242	1
		-	531442	1
500x370x115		-	531062	1
		-	531262	1
		-	531662	1

Equipment included: free windows with gaskets in non-ageing elastomer. Screws and bolts for coupling or closing with flanges and back plate. Boxes up to 250x250 with drilling template.
Features: they are used for making junction or distribution boards. Boxes with dimensions 250 x 250 and larger are rated IP65.

Technical accessories:





Blind covers low
in thermosetting GRP
for TAIS Grande boxes
IP67

For boxes with dimensions (mm)	Cover height (mm)	Palazzoli code	Pack Qty
185x185	25	535320	1
250x185	25	535321	1
250x250	25	535322	1
370x250	25	535323	1
500x370	25	535324	1

Equipment included: complete with captive screws that can be sealed.
Features: covers with dimensions 250x250 and larger are IP65.



Blind covers high
in thermosetting GRP
for TAIS Grande boxes
IP67

For boxes with dimensions (mm)	Cover height (mm)	Palazzoli code	Pack Qty
250x185	75	535325	1
250x250	75	535326	1
370x250	75	535327	1
500x370	75	535328	1

Equipment included: complete with captive screws that can be sealed.
Features: the height of the cover allows to insert MCCB inside.
Covers with dimensions 250x250 and larger are rated IP65.



Transparent covers low
in polycarbonate for TAIS
Grande boxes
IP67

For boxes with dimensions (mm)	Cover height (mm)	Palazzoli code	Pack Qty
250x185	25	535126	1
250x250	25	535135	1
370x250	25	535137	1
500x370	25	535157	1

Equipment included: complete with captive screws that can be sealed.
Features: in UV stabilised polycarbonate.
Covers with dimensions 250x250 and larger are rated IP65.



Transparent covers high
in polycarbonate for TAIS
Grande boxes
IP67

For boxes with dimensions (mm)	Cover height (mm)	Palazzoli code	Pack Qty
250x185	75	535131	1
250x250	75	535140	1
370x250	75	535142	1
500x370	75	535162	1

Equipment included: complete with captive screws that can be sealed.
Features: in UV stabilised polycarbonate.
Covers with dimensions 250x250 and larger are rated IP65.



Windowed covers
in polycarbonate for TAIS
Grande boxes
IP67

For boxes with dimensions (mm)	Cover height (mm)	No. of DIN modules	Palazzoli code	Pack Qty
185x185	80	7.5	535640	1
250x185	80	11	535643	1

Equipment included: complete with captive screws that can be sealed, DIN rail and small parts for fastening on a plate.
Features: padlockable lid and with tamper-proof screw.

NOTES



Fixing screws made of fibre-reinforced technopolymer for higher tightening force, with captive and anti-tampering systems.



Flat blind flanges
in thermosetting GRP
for windowed walls
IP67

Type	Window dimensions (mm)	Flange height (mm)	Palazzoli code	Pack Qty
a	110x60	15	538110	2
b	175x60	15	538210	2
c	295x60	15	538310	1

Uses: closing the cable entry windows. Holes can be drilled for applying cable glands.




Blind flanges raised
in thermosetting GRP
for windowed walls
IP67

Type	Window dimensions (mm)	Flange height (mm)	Palazzoli code	Pack Qty
a	110x60	45	538130	2
b	175x60	45	538230	2
c	295x60	45	538330	1

Uses: closing the cable entry windows. Holes can be drilled for applying cable glands. The increased height helps entry of large cables or pipes. They make wiring easier as they increase the internal volume of the enclosure.

Technical accessories:



page 163



Hinge frames
with installation kit
for TAIS Grande boxes

Description	Palazzoli code	Pack Qty
Single hinge in insulating material with screws, washers and gaskets	538385	1

Uses: with all TAIS series boxes in thermosetting GRP insulating material with screw cover (excluding those with 18 mm low cover). They cannot be fitted to walls with a window or near holes or knockouts.



Supports for bus bars
for TAIS Grande boxes

Installable on windows	Installable bus bars (mm)	Palazzoli code	Pack Qty
a	3 x 16x4 (16x5 - 20x4 - 20x5), 2 by 16x4 (earth and neutral), 3 of ø 9 (auxiliary circuits)	538180	1
b	3 of 25x5 (25x6 - 32x5 - 32x6), 2 of 25x5 (earth and neutral), 3 of ø 11 (auxiliary circuits)	538280	1
c	6 of 40x5 (40x8 - 50x5 - 50x8), 4 of 25x5 (25x6 - 32x5 - 32x6)	538380	1

Uses: they are used to facilitate the application of conductor busbars in watertight distribution boards composed of equipment in TAIS Grande modular insulating boxes with windows type "a", "b" and "c".




Supports
for 90° angled wall-mounting
of straight sockets and plugs
IP65

Support base dimensions (mm)	Installable sockets/plugs	Box window	Palazzoli code	Pack Qty
142x113	63A	a	472967	1
142x113	125A	a	472968	1
207x113	63A	b	472977	1
207x113	125A	b	472978	1

Equipment included: 4 stainless steel screws for fixing the socket or the plug.

Uses: for applications with combinable modular boxes in thermosetting GRP (with windows "a" or "b") or in aluminium (with windows F5).

Technical accessories:



page 47

page 49

page 151



ALUPRES series distribution boxes are a range of products with thick walls made of aluminium alloy for heavy duty uses with IP55 and IP67 protection rating and resistant to UV rays. The system is composed of different sizes with ecological anticorrosion passivation with fluoro-zirconium and finished with hot-polymerised non-toxic polyester paint. All the boxes are complete with back plate made of zinc-tropicalised steel sheet and can be accessorised with blind or windowed cover. The boxes are available in versions totally blind suitable to be drilled with threaded holes, or with window on the sides that allows for modular combinations or to be accessorised with blind or threaded flanges or junctions available in the range.



Compliance with standards	IEC/EN 602208 IEC/EN 60670-1
Material	Aluminium alloy
Surface treatment	Passivation with fluoro-zirconium treatment
Paint	Hot-polymerised non-toxic polyester
Protection rating (IP according to IEC/EN 60529)	IP55 - IP67
Colour	RAL5012 (cover) RAL7035 (base)
Impact resistance (IK grade according to IEC/EN 62262)	IK10
Insulation class	I
Storage temperature	-50°C - +90°C
Operating temperature	-40°C - +90°C



Resistance to chemical agents

WATER	SALINE SOLUTION	ACIDS		BASES		SOLVENTS			
		CONCENTRATED	DILUTED	CONCENTRATED	DILUTED	ALCOHOL	ACETONE	PERCHLORO-ETHYLENE	BENZENE
↑	↑	↓	→	→	↑	↑	↑	↑	↑
OILS		FATS		AMMONIA	OXIDISERS	INORGANIC SALTS	GASOLINE	DETERGENTS	U.V. RAYS
MINERAL	VEGETABLE	ANIMAL	SYNTHETIC						
↑	↑	↑	↑	↑	→	↑	↑	↑	↑

Legend: ↑ high resistance → partial resistance ↓ low resistance



Junction boxes
in aluminium alloy
with back plate
IP67

Outer dimensions (mm)	Window type	Palazzoli code	Pack Qty
92x92x42	blind walls	511110*	1
	blind walls	511210	1
125x125x63		511212	1
		511214	1
	blind walls	511220	1
185x125x63		511222	1
		511224	1
252x125x63		511232	1
		511234	1
155x155x63	blind walls	521210	1
		521214	1
	blind walls	511310	1
185x185x95		511312	1
		511314	1
	blind walls	511320	1
252x185x95		511322	1
		511324	1

Outer dimensions (mm)	Window type	Palazzoli code	Pack Qty
220x220x95		521314	1
252x252x140		511412	1
		511414	1
	blind walls	511420	1
315x252x140		511422	1
		511424	1
507x252x140		511452	1
295x295x105		521414	1
	blind wall	511512	1
315x315x140	blind wall	511514	1
		511514	1
373x373x140	blind wall	511612	1
		511614	1
507x373x140		511632	1
		511634	1
630x373x140		511642	1
630x507x140		511822	1
		511824	1

Equipment included: free windows with gaskets in non-ageing elastomer and screws for applying accessories or for coupling with other boxes.

*Box without back plate.

Features: boxes with dimensions 155x155 and larger are rated IP55.

Technical accessories:



page 156

page 158

page 161

page 119

page 184



Blind covers low
for ALUPRES boxes
IP67

For boxes with dimensions (mm)	Cover height (mm)	Palazzoli code	Pack Qty
92x92	23	515111	1
125x125	10	515200	1
185x125	25	515221	1
155x155	10	525200	1
185x185	10	515300	1
220x220	13	525300	1
252x252	25	515411	1
507x252	53	515453	1
295x295	18	525410	1
315x315	53	515512	1
373x373	25	515610	1
507x373	53	515632	1
630x373	53	515642	1
630x507	53	515822	1

Equipment included: complete with non-ageing gasket and captive stainless steel fixing screws.

Features: covers with dimensions 155x155 and larger are IP55.



Blind covers high
for ALUPRES boxes
IP67

For boxes with dimensions (mm)	Cover height (mm)	Palazzoli code	Pack Qty
92x92	35	515112	1
125x92	50	515124	1
185x92	50	515144	1
125x125	50	515214	1
185x125	50	515224	1
252x125	50	515234	1
185x185	50	515313	1
252x185	57	515323	1
252x252	57	515413	1
315x252	53	515423	1
373x373	80	515613	1
507x373	165	515637	1
630x373	127	515645	1

Equipment included: complete with non-ageing gasket and captive stainless steel fixing screws.

Features: the height of the cover allows to insert MCCB inside. Covers with dimensions 155x155 and larger are rated IP55.



Covers with transparent window and DIN rail
for ALUPRES boxes
IP67




For boxes with dimensions (mm)	Height (mm)	No. of DIN modules	Palazzoli code	Pack Qty
125x125	80	4	518204	1
185x125	80	6.5	518206	1
185x185	80	7.5	518207	1
252x125	80	9	518209	1
252x185	80	11	518211	1

Equipment included: complete with non-ageing gasket and captive stainless steel fixing screws and DIN rail.

Features: when fitted in the box they allow the installation of modular devices. Covers with dimensions 155x155 and larger are rated IP55. Padlockable lid and with tamper-proof screw.



Control units
in aluminium alloy
for wall-mounting
IP67

Dimensions (mm)	Window type	No. of DIN modules	Power dissipation (W)	Palazzoli code	Pack Qty
125x125	 Blind walls	4	13	512204	1
185x125	 Blind walls	6.5	15	512206	1
252x185	 Blind walls	11	20	512211	1

Features: padlockable lid and with tamper-proof screw.



Blind covers hinged low
for ALUPRES boxes
IP55

For boxes with dimensions (mm)	Cover height (mm)	Palazzoli code	Pack Qty
185x185	64	516314	1
252x185	64	516324	1
252x252	64	516414	1
315x252	72	516424	1
507x252	72	516454	1
373x373	40	516611	1
373x373	72	516613	1
507x373	40	516631	1
507x373	140	516636	1
630x373	68	516643	1
630x507	68	516823	1
630x507	140	516826	1

Equipment included: complete with non-ageing gasket and captive stainless steel fixing screws.
Features: the hinge makes it easier to reach the inside of the enclosure.













Blind covers for floor
for pedestrian traffic
for ALUPRES boxes
IP55

For boxes with dimensions (mm)	Outer dimensions (mm)	Palazzoli code	Pack Qty
125x125x63	145x145x15	519210	1
155x155x63	177x177x16,5	529210	1
185x185x95	207x207x16,5	519310	1
220x220x95	245x245x20	529310	1
295x295x105	325x325x22	529410	1
373x373x140	405x405x25	519610	1

Equipment included: complete with non-ageing gasket and captive stainless steel fixing screws.



Junction boxes
in aluminium alloy
with back plate
and blind cover
IP67

Outer dimensions (mm)	Window type	Palazzoli code	Pack Qty
92x92x66	 blind walls	150006	1
92x92x66		150001	1
125x125x73	 blind walls	150016	1
125x125x73		150011	1
155x155x73	 blind walls	150026	1
155x155x73		150021	1
185x185x105		150031	1
220x220x107		150041	1
295x295x121		150051	1
373x373x165		150061	1

Equipment included: free windows with gaskets in non-ageing elastomer and screws for applying accessories or for coupling with other boxes. Earth screws inside and outside the box.
Features: boxes with dimensions 155x155 and larger are rated IP55.

Technical accessories:





Blind flanges flat in steel
for windowed walls
IP67

For windows	Projection (mm)	Palazzoli code	Pack Qty
F0 (insulating material)	5	540030	1
F1 (insulating material)	6	540031	5
F0	2.5	540090	5
F1	5.5	540091	5
F2	5.5	540032	1
F3	6	540033	2
F4	6	540034	2
F5	7	540035	2
F6	8	540036	1

Uses: they close unused windows. Holes can be drilled for applying cable glands.



Flanges flat in aluminium alloy with **metric threading**
for windowed walls
IP67

For windows	Threading type	Projection (mm)	Palazzoli code	Pack Qty
F0	M25	18	541050	1
F1	M25	18	541055	1
F1	M32	51	540180	1
F2	M32	51	540185	1
F2	M40	51	540186	1
F3	M40	51	540190	1
F4	M40	51	540193	1
F5	M50	51	540195	1

Technical accessories:



page 163



Blind flanges raised
in aluminium alloy
for windowed walls
IP67

For windows	Projection (mm)	Palazzoli code	Pack Qty
F1	32	540061	1
F2	32	540062	1
F3	50	540063	1
F4	50	540064	1
F5	80	540065	1
F6	80	540066	1

Uses: they close unused windows. They facilitate the wiring as they increase the internal volume of the enclosure.



Flanges in aluminium alloy
with **gas threading**
and **cable gland**
for windowed walls
IP67

For windows	Threading type	Entry cable diameter (mm)	Projection (mm)	Palazzoli code	Pack Qty
F0 (insulating material)	1/2"	8-13	23	541010	1
F0 (insulating material)	3/4"	9-17	29	541020	1
F0	1/2"	9-12	31	541080	1
F0	3/4"	9-17	33	541090	1
F0	1"	17-20	34	541030	1
F1	1/2"	8-13	29	541011	1
F1	3/4"	10-18	33	541021	1
F1	1"	14-19	63	540151	1
F1	1" 1/4	22-26	63	540141	1
F2	1"	18-20	63	540152	1
F2	1" 1/4	25-26	64	540142	1
F3	1" 1/2	32-35	82	540153	1
F4	1" 1/2	32-35	88	540154	1
F5	2"	42-44	124	540145	1
F6	2" 3/4	57-58	154	540156	1

Uses: suitable for entry with threaded pipes. They facilitate the wiring as they increase the internal volume of the enclosure.



Flanges in aluminium alloy with **double thread gas** and **double thread cable gland** for windowed entries **IP67**

For windows	Threading type	Entry cable diameter (mm)	Projection (mm)	Palazzoli code	Pack Qty
F0	1/2"	8-13	36	541040	1
F1	3/4"	12-16	57	540161	1
F2	1"	18-20	62	540162	1
F3	1" 1/4	25-26	79	540163	1
F4	1" 1/2	32-35	124	540164	1
F5	2"	42-44	154	540165	1

Uses: suitable for entry with threaded pipes.



One way junction box in aluminium alloy for windowed walls

For windows	Projection (mm)	For cable Ø (mm)	Palazzoli code	Pack Qty
F1	70	26	544031	1
F2	90	26	544022	1
F3	110	42	544033	1
F4	140	54	544034	1
F5	160	65	544035	1
F6	250	80	544036	1

Uses: suitable for entry with unthreaded pipes or cables.



One way junction box 90° angled in aluminium alloy for windowed walls

For windows	Projection (mm)	Internal hole Ø (mm)	Palazzoli code	Pack Qty
F1	53	32	545081	1
F2	74	32	545082	1
F3	83	54	545083	1
F4	93	60	545084	1
F5	137	65	545085	1
F6	137	65	545086	1

Uses: suitable for entry with unthreaded pipes or cables.



Reducers in steel for windows **IP67**

Shape	Reducer type from window	Reducer type to window	Thickness (mm)	Palazzoli code	Pack Qty
	F1	F0	3	547010	1
	F2	F0	4	547020	1
	F2	F1	4	547021	1
	F3	F0	4	547030	1
	F3	F1	4	547031	1
	F3	F2	4	547032	1
	F3	2xF0	5	547300	1
	F4	F1	4	547041	1
	F4	F2	4	547042	1
	F4	F3	4	547043	1
	F4	F1+F0	6	547410	1
	F4	2xF1	5	547411	1
	F5	F3	5	547053	1
	F5	F4	5	547054	1
	F6	F3	5	547063	1
	F6	F4	5	547064	1
F6	F5	5	547065	1	
F5	F1	5	547151	1	
F5	F2	5	547152	1	
F6	F1	5	547161	1	
F6	F2	5	547162	1	

Uses: boxes and socket-outlets can be interfaced with different windows.

Features: codes 547151, 547152, 547161, 547162 are only used to couple the boxes to the flanges with cable gland.

Technical accessories:



Supports for flush-mounting at **90°** of straight sockets and plugs **IP65**


Support base dimensions (mm)	Installable sockets/plugs	Box window	Palazzoli code	Pack Qty
200x133	63A	F5	472947	1
200x133	125A	F5	472948	1

Equipment included: 4 stainless steel screws for fixing the socket or the plug.

Technical accessories:




CONTACT



Guaranteed tightening

Thanks to the cage terminals with two fastening screws.



Electrical safety

Thanks to the through central terminals, the branches are obtained without cutting the cable.



Easy installation

Thanks to the quick fitting of the terminal blocks on any type of plate.



The terminal blocks of the CONTACT series allow achieving high quality electrical connections with copper conductors without particular preparation (with cable terminals or connectors). The range includes types for unipolar, multipolar and multipolar for high power connections, all of which can be combined with boxes of the TAIS and ALUPRES series. The range of entry cable sections is between 4mm² and 300mm². The products comply with EN 60998-1 and EN 60998-2-1 standards.

Compliance with standards	IEC/EN 60947-7-1
Material	Ceramic (supports) Brass (contacts)
Rated impulse-withstand voltage	6kV
Storage temperature	-80°C - +100°C
Operating temperature	-80°C - +100°C



Technical features of saddle terminal blocks:

Rated cross-section (mm ²)	Rated current (A)	Entry cable sections (mm ²)	Tightening torque (Nm)
16	76	6 - 16	0.8
25	101	10 - 25	1.2
35	125	16 - 35	1.2
70	192	50 - 70	2
120	269	95 - 120	2.5
240	415	150 - 240	6
300	520	240 - 300	6

Technical features of terminal blocks on metal bar:

Rated cross-section (mm ²)	Rated current (A)	Entry cable sections (mm ²)	Tightening torque (Nm)
6	41	1,5 - 6	0.8
16	76	4 - 16	1.2

Technical features of cage terminal blocks:

Rated cross-section (mm ²)	Rated current (A)	Entry cable sections (mm ²)	Tightening torque (Nm)
16	76	4 - 16	2.5



Terminal blocks
with saddle terminals
for back plates
500V

Box min. dimensions (mm)	No. of poles for section		Palazzoli code	Pack Qty
	TAIS	ALUPRES		
125x92		3x16 mm ²	159030	1
185x125		4x16 mm ²	159040	10
		3x25 mm ²	159032	1
		4x25 mm ²	159042	5
190x185		3x35 mm ²	159033	5
		4x35 mm ²	159043	1
250x250		3x70 mm ²	159034	1
		4x70 mm ²	159044	1
370x250		3x120 mm ²	159035	1
		4x120 mm ²	159045	1
500x370		3x240 mm ²	159036	1
		4x240 mm ²	159046	1
	373x373	3x300 mm ²	159037	1



Terminal blocks
in ceramic on metallic bar
for TAIS boxes
400V

For boxes with dimensions (mm)	No. of poles for section	Palazzoli code	Pack Qty
92x92	4x6 mm ²	532725	1
	4x6 mm ²	532735	1
	6x4 mm ²	532755	1
92x125, 92x185 125x125, 125x185	4x6 mm ²	532745	1
	4x16 mm ²	532747	1
	6x6 mm ²	532765	1
125x250	4x16 mm ²	532748	1
	6x16 mm ²	532768	1

Features: codes 532735 and 532755 in insulating material.



Terminal blocks
with cage terminals
for watertight boxes
400V

For boxes with dimensions (mm)	No. of poles for section	Palazzoli code	Pack Qty
92x92	4x16 mm ²	113194	1

Technical accessories:



page 148

page 151

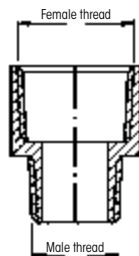
page 155



Compliance with standards	IEC/EN 60423 EN 50262
Material	Polyamide (technopolymer version) Nickel-plated brass (brass version) Neoprene (gasket) Galvanised steel (adaptors)
Protection rating (IP according to IEC/EN 60529)	IP67 - IP68
Colour	RAL7035 (technopolymer)
Operating temperature (insulating material)	Cable glands: -30°C - +100°C Adaptors: -30°C - +90°C
Operating temperature (brass)	-40°C - +100°C



SELECTION GUIDE



Pg/Metric adaptors
in insulating material
for tube/box connections
IP67

Male thread	Female thread	Palazzoli code	Pack Qty
Pg13.5	M20x1.5	580291	1
Pg16	M20x1.5	580292	1
Pg21	M25x1.5	580294	1
Pg29	M32x1.5	580295	1
Pg36	M40x1.5	580296	1

Equipment included: complete with gasket.



Pg/Gas adaptors
in insulating material
for tube/box connections
IP67

Male thread	Female thread	Palazzoli code	Pack Qty
Pg13.5	3/8"	580271	1
Pg16	1/2"	580272	1
Pg21	3/4"	580274	1
Pg29	1"	580275	1
Pg36	1" 1/2	580276	1

Equipment included: complete with gasket.



Gas/metric adaptors
in insulating material
for conduit/box connections
IP67

Male thread	Female thread	Palazzoli code	Pack Qty
1/2" Gas	M20x1.5	580261	1
3/4" Gas	M25x1.5	580264	1

Equipment included: complete with gasket.

**Cable glands**
in insulating material
with **metric threading**
IP68

Threading	Mounting hole (mm)	Fastening diameter (mm)	Thread length (mm)	Palazzoli code	Pack Qty
M12x1,5	12.5	2.5-6.5	8	581012	100
M16x1.5	16.5	3.5-10	10	581016	50
M20x1.5	20.5	7-14	10	581020	50
M25x1.5	25.5	9-18	10	581025	25
M32x1,5	32.5	14-25	10	581032	20
M40x1.5	40.5	18-32	10	581040	10
M50x1.5	50.5	24-38.5	12	581050	5
M63x1.5	63.5	35-48	12	581063	5

**Cable glands**
in insulating material
with **metric pitch**
with **long thread**
IP68

Threading	Mounting hole (mm)	Fastening diameter (mm)	Thread length (mm)	Palazzoli code	Pack Qty
M12x1,5	12.5	2.5-6.5	15	581112	100
M16x1.5	16.5	3.5-10	15	581116	50
M20x1.5	20.5	7-14	15	581120	50
M25x1.5	25.5	9-18	15	581125	25
M32x1,5	32.5	14-25	15	581132	20
M40x1.5	40.5	18-32	15	581140	10
M50x1.5	50.5	24-38.5	15	581150	5
M63x1.5	63.5	35-48	15	581163	5

Uses: for cable/conduit entry into boxes with very thick walls.**Locknuts**
in insulating material
with **metric threading**

Threading	Palazzoli code	Pack Qty
M12x1,5	581212	50
M16x1.5	581216	50
M20x1.5	581220	50
M25x1.5	581225	50
M32x1,5	581232	50
M40x1.5	581240	20
M50x1.5	581250	10
M63x1.5	581263	5

**Cable glands**
in insulating material
with **Pg** threading
IP68

Pg	Mounting hole (mm)	Fastening diameter (mm)	Thread length (mm)	Palazzoli code	Pack Qty
7	13	2.5-6.5	8	571007	100
9	16	2.5-8	8	571009	50
11	19	3.5-10	8	571011	50
13.5	21	5-12	9	571013	50
16	23	7-14	10	571016	50
21	29	9-18	11	571021	25
29	38	14-25	11	571029	20
36	48	18-32	13	571036	10
42	55	24-38.5	13	571042	5
48	61	35-48	14	571048	5

**Cable glands**
in insulating material
with **Pg** pitch
with **long thread**
IP68

Pg	Mounting hole (mm)	Fastening diameter (mm)	Thread length (mm)	Palazzoli code	Pack Qty
7	13	3-6	15	571107	50
9	16	5-8	15	571109	50
11	19	6-10	15	571111	50
13.5	21	8-12	15	571113	50
16	23	10-14	15	571116	50
21	29	11.5-18	15	571121	20
29	38	15-24	15	571129	20
36	48	24-34	18	571136	10
42	55	34-42	18	571142	10
48	61	37-45	18	571148	10

**Screwcaps**
in insulating material
with **Pg** threading
IP67

Pg	Palazzoli code	Pack Qty
13.5	580230	100
16	580231	100
21	580232	100
29	580233	50
36	580234	25

**Locknuts**
in insulating material
with **Pg** threading

Pg	Palazzoli code	Pack Qty
7	571207	50
9	571209	50
11	571211	50
13.5	571213	50
16	571216	50
21	571221	25
29	571229	20
36	571236	10
42	571242	5
48	571248	5

**Screwcaps**
with **anti-condensation filter**
with **Pg** threading
IP54

Pg	Mounting hole (mm)	Palazzoli code	Pack Qty
16	23	580211	1
21	29	580212	1
29	38	580213	1

Equipment included: inclusive of threaded shade ring, stainless steel sponge filter, gasket and nut.**Features:** the cap must be mounted with the opening facing downwards.**Uses:** particularly suitable in environments with high humidity.

**Cable glands**
in nickel-plated brass
with **metric threading**
IP68

Threading	Mounting hole (mm)	Fastening diameter (mm)	Thread length (mm)	Palazzoli code	Pack Qty
M12x1,5	12.5	2.5-6.5	6.5	582012	100
M16x1.5	16.5	4-9.5	7	582016	50
M20x1.5	20.5	7-13	8	582020	50
M25x1.5	25.5	8-16	8	582025	25
M32x1,5	32.5	11-21	9	582032	20
M40x1.5	40.5	15-27	9	582041	10
M50x1.5	50.5	22-35	10	582050	5

**Cable glands**
in nickel-plated brass
with **metric pitch**
with **long thread**
IP68

Threading	Mounting hole (mm)	Fastening diameter (mm)	Thread length (mm)	Palazzoli code	Pack Qty
M12x1,5	12.5	2.5-6.5	15	582112	100
M16x1.5	16.5	4-9.5	15	582116	50
M20x1.5	20.5	7-13	15	582120	50
M25x1.5	25.5	8-16	15	582125	25
M32x1,5	32.5	11-21	15	582132	20
M40x1.5	40.5	15-27	15	582141	10
M50x1.5	50.5	22-35	15	582150	5
M63x1.5	63.5	35-48	15	582163	5

**Screw caps**
in nickel-plated brass
with **metric threading**
IP68

Threading	Thread length (mm)	Palazzoli code	Pack Qty
M12x1,5	5	582312	100
M16x1.5	6	582316	100
M20x1.5	6.5	582320	100
M25x1.5	7	582325	100
M32x1,5	8	582332	50
M40x1.5	9	582340	50
M50x1.5	10	582350	25
M63x1.5	10	582363	25

**Locknuts**
in nickel-plated brass
with **metric threading**

Threading	Palazzoli code	Pack Qty
M12x1,5	582212	50
M16x1.5	582216	50
M20x1.5	582220	50
M25x1.5	582225	25
M32x1,5	582232	20
M40x1.5	582240	10
M50x1.5	582250	10
M63x1.5	582263	5



Cable gland
in nickel-plated brass
with **Pg** threading
IP68

Pg	Mounting hole (mm)	Fastening diameter (mm)	Thread length (mm)	Palazzoli code	Pack Qty
7	13	2.5-6.5	5	572007	50
9	15,5	4-9.5	6	572009	50
11	19	6-11,5	6	572011	50
13.5	21	7-13	6.5	572013	50
16	23	8-15	6.5	572016	50
21	29	11-19	7	572021	20
29	37.5	16-26	8	572029	20
36	47.5	22-34.5	9	572036	10
42	54.5	27-40	10	572042	5



Screwcaps
in nickel-plated brass
with **Pg** threading
IP68

Pg	Thread length (mm)	Palazzoli code	Pack Qty
7	5	572307	50
9	6	572309	50
11	6	572311	50
13.5	6.5	572313	50
16	6.5	572316	25
21	7	572321	20
29	8	572329	15
36	9	572336	10
42	10	572342	10
48	10	572348	10



Cable gland
in nickel-plated brass
with **Pg** pitch
with **long thread**
IP68

Pg	Mounting hole (mm)	Fastening diameter (mm)	Thread length (mm)	Palazzoli code	Pack Qty
7	13	2.5-6.5	12	572107	50
9	15,5	4-9.5	12	572109	50
11	19	6-11,5	12	572111	50
13.5	21	7-13	12	572113	50
16	23	8-15	12	572116	50
21	29	11-19	12	572121	20
29	37.5	16-26	15	572129	20
36	47.5	22-34.5	15	572136	10
42	54.5	27-40	15	572142	5
48	60	35-48	15	572148	5



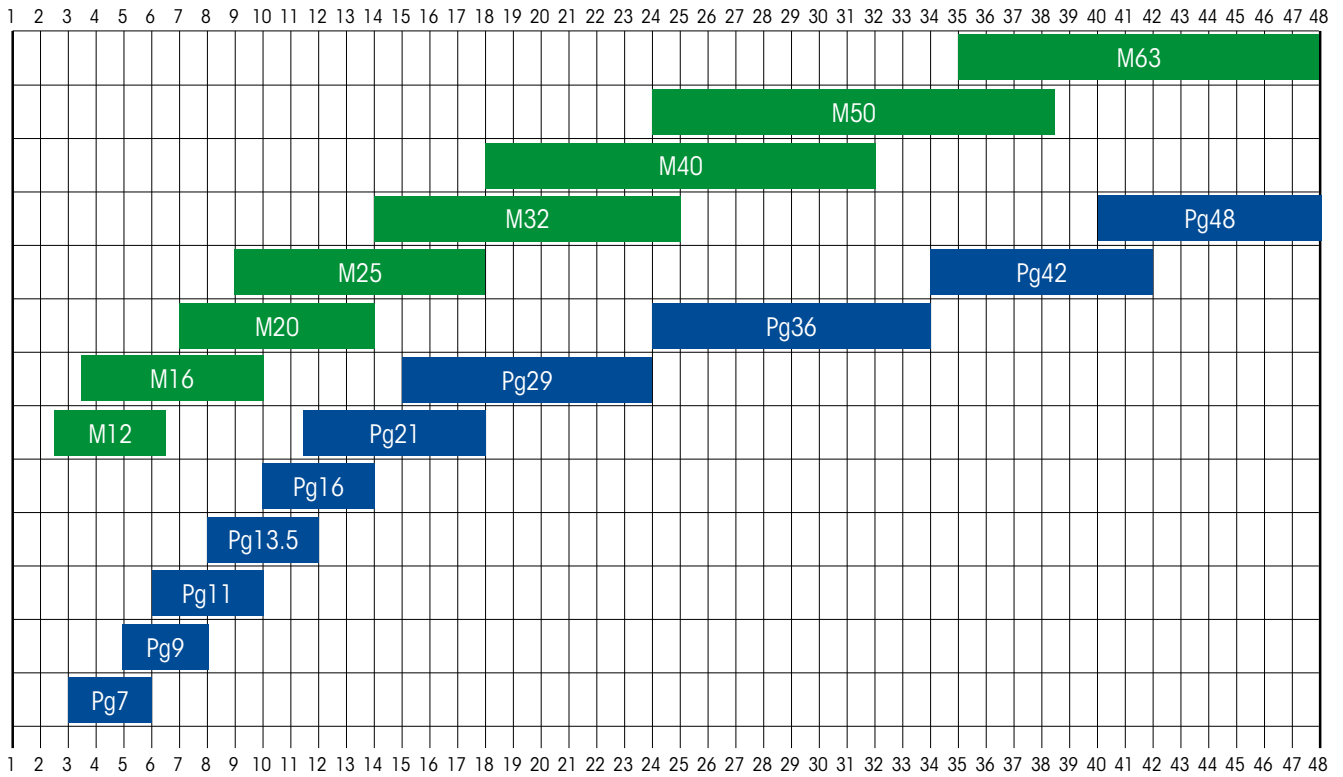
Locknuts
in nickel-plated brass
with **Pg** threading

Pg	Palazzoli code	Pack Qty
7	572207	50
9	572209	50
11	572211	50
13.5	572213	50
16	572216	50
21	572221	20
29	572229	20
36	572236	10
42	572242	5
48	572248	5



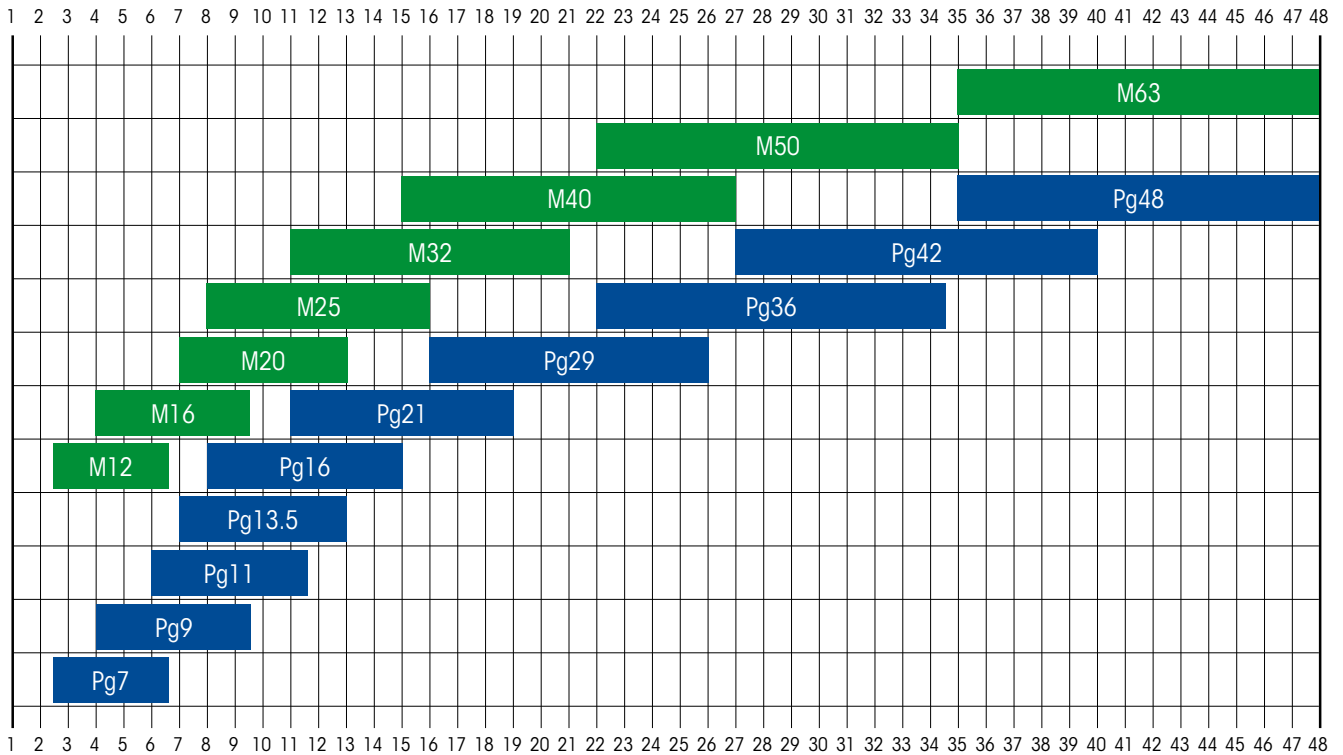
Metric and Pg pitch cable glands selection chart

FASTENING DIAMETERS (MM) - INSULATING MATERIAL



Notes: fastening diameters for Pg cable glands in insulating material refer to the version with long thread.

FASTENING DIAMETERS (MM) - BRASS





CAM-SZ
isolator switches in technopolymer
for wall-mounting
page 170



CAM-SZ
isolator switches for base mounting
and back panel mounting
page 172



CAM-ST
multi-diagram
cam switches
page 176



CAM
rotary switches in
thermosetting GRP
page 182



CAM
rotary switches
in aluminium
page 184



CAM - F400
rotary switches in aluminium,
fire resistant
page 188



CAM
multi-diagram
cam switches
page 190



TAIS MIGNON
small devices
in thermosetting GRP
page 202



RONDÓ
small devices
in aluminium
page 212



ALARM
sirens and bells
page 214



SAFE
protection fuses
page 215

CAM-SZ



**AC3 10kA
GUARANTEED**



Unbeatable

Thanks to the AC3-AC23A category at rated current.



High visibility

Thanks to the yellow cover, the switch can also be located in the presence of smoke.



Total safety

Thanks to the possibility to padlock the handle and prevent undesired operations.



The CAM-SZ series ensures the powering down, entire or partial, of the system, isolating it safely from any electrical power supply. The CAM-SZ series is of the AC3-AC23A category and is also suitable for highly inductive loads. It is the only one applicable to cage motors (best known as rotary motors, widely used for Industrial and Automation systems) for their start or stop during the rotation.

Compliance with standards	IEC/EN 60947-3
Material	Thermoplastic
Protection rating (IP according to IEC/EN 60529)	IP65
Colour	RAL7035 (standard version) RAL1018 (emergency cover) RAL3000 (emergency handle)
Resistance to abnormal heat and fire ("Glow wire" according to IEC/EN 60695-2-10)	960°C (switch) 650°C (enclosure)
Impact resistance (IK rating according to IEC/EN 62262)	IK08
Insulation voltage	Up to 690V
Insulation class	II □
Storage temperature	-40°C - +80°C
Operating temperature	-25°C - +60°C



Rated operating current:		16A	25A	32A	40A	63A	100A	
Thermal current I _{th}	A	16	25	32	40	63	100	
AC21A	415V	A	16	25	32	40	63	100
	500V	A	16	25	32	40	63	100
AC22A	415V	A	16	25	32	40	63	100
	500V	A	16	25	32	40	63	100
AC23A	230V	A	16	25	32	40	50	63
	400V							
	500V							
	690V							
AC23A	230V	kW	4	6.5	8.5	10	12	20
	400V		7.5	11.5	15	16	21	34
	500V		8.5	13	17	18	28	44
	690V		12	16	19	20	32	50
AC3	230V	kW	4	6.5	8.5	9	10	16
	400V		7.5	11.5	15	16	17	28
	500V		8.5	13	17	18	22	36
	690V		12	14	18	20	25	40

Wiring data:		16A	25A	32A	40A	63A	100A
Entry cable sections	mm ²	1 - 10			10 - 35		
Tightening torque	Nm	2			3		



Emergency isolator switches
in insulating material
for wall-mounting
50-60Hz **IP65**



Rated current (A)	Poles	CAM scheme	Palazzoli code	Pack Qty
16	2	2	208162	1
	3	3	208163	1
	4	4	208164	1
25	3	3	208253	1
	4	4	208254	1
32	2	2	208322	1
	3	3	208323	1
	4	4	208324	1
40	3	3	208403	1
	4	4	208404	1
63	2	2	208632	1
	3	3	208633	1
	4	4	208634	1
100	3	3	208103	1
	4	4	208104	1

Equipment included: complete with terminal cover.
Features: handle padlockable in position 0.



Control isolator switches
in insulating material
for wall-mounting
50-60Hz **IP65**



Rated current (A)	Poles	CAM scheme	Palazzoli code	Pack Qty
16	2	2	209162	1
	3	3	209163	1
	4	4	209164	1
25	3	3	209253	1
	4	4	209254	1
32	2	2	209322	1
	3	3	209323	1
	4	4	209324	1
40	3	3	209403	1
	4	4	209404	1
63	2	2	209632	1
	3	3	209633	1
	4	4	209634	1
100	3	3	209103	1
	4	4	209104	1

Equipment included: complete with terminal cover.
Features: handle padlockable in position 0 and 1.



Emergency isolator switches with doorlock and yellow front plate for base mounting IP65



Rated current (A)	Poles	CAM scheme	Front plate dimensions (mm)	Palazzoli code	Pack Qty
16	2	2	67x67	265162	1
	3	3	67x67	265163	1
	4	4	67x67	265164	1
25	3	3	67x67	265253	1
	4	4	67x67	265254	1
32	2	2	67x67	265322	1
	3	3	67x67	265323	1
	4	4	67x67	265324	1
40	3	3	67x67	265403	1
	4	4	67x67	265404	1
63	2	2	67x67	265632	1
	3	3	67x67	265633	1
	4	4	67x67	265634	1
100	3	3	67x67	265103	1
	4	4	67x67	265104	1

Features: IP20 terminals suitable for fastening cables without prior preparation of the conductors and without the use of terminals. The handles are padlockable in positions 0.

Uses: direct fixing on plate by means of screws or on DIN rail.



Emergency isolator switches with yellow front plate for back panel-mounting IP65



Rated current (A)	Poles	CAM scheme	Front plate dimensions (mm)	Palazzoli code	Pack Qty
16	2	2	67x67	267162	1
	3	3	67x67	267163	1
	4	4	67x67	267164	1
25	3	3	67x67	267253	1
	4	4	67x67	267254	1
32	2	2	67x67	267322	1
	3	3	67x67	267323	1
	4	4	67x67	267324	1
40	3	3	67x67	267403	1
	4	4	67x67	267404	1
63	2	2	67x67	267632	1
	3	3	67x67	267633	1
	4	4	67x67	267634	1
100	3	3	67x67	267103	1
	4	4	67x67	267104	1

Features: IP20 terminals suitable for fastening cables without prior preparation of the conductors and without the use of terminals. The handles are padlockable in positions 0.



Isolator switches with doorlock and yellow front plate for base mounting IP65



Rated current (A)	Poles	CAM scheme	Front plate dimensions (mm)	Palazzoli code	Pack Qty
16	2	2	67x67	266162	1
	3	3	67x67	266163	1
	4	4	67x67	266164	1
32	2	2	67x67	266322	1
	3	3	67x67	266323	1
	4	4	67x67	266324	1
63	2	2	67x67	266632	1
	3	3	67x67	266633	1
	4	4	67x67	266634	1
100	3	3	67x67	266103	1
	4	4	67x67	266104	1

Features: IP20 terminals suitable for fastening cables without prior preparation of the conductors and without the use of terminals. The handles are padlockable in positions 0 and 1.

Uses: direct fixing on plate by means of screws or on DIN rail.



Isolator switches with yellow front plate for back panel-mounting IP65



Rated current (A)	Poles	CAM scheme	Front plate dimensions (mm)	Palazzoli code	Pack Qty
16	2	2	67x67	268162	1
	3	3	67x67	268163	1
	4	4	67x67	268164	1
25	3	3	67x67	268253	1
	4	4	67x67	268254	1
32	2	2	67x67	268322	1
	3	3	67x67	268323	1
	4	4	67x67	268324	1
40	3	3	67x67	268403	1
	4	4	67x67	268404	1
63	2	2	67x67	268632	1
	3	3	67x67	268633	1
	4	4	67x67	268634	1
100	3	3	67x67	268103	1
	4	4	67x67	268104	1

Features: IP20 terminals suitable for fastening cables without prior preparation of the conductors and without the use of terminals. The handles are padlockable in positions 0 and 1.



Auxiliary contacts
for switches up to 32A

Rated current (A)	Control device type	Contact type	Palazzoli code	Pack Qty
16	16-32A isolator switches	1 NC postponed	270226	1
	16-32A isolator switches	1 NO postponed	270227	1
	16-32A isolator switches	1 NC	270230	1
	16-32A isolator switches	1 NO	270231	1
	16-32A isolator switches	1NO+1NC	270232	1

Features: code 270232 consisting of 2 contacts.



Extension shafts
for switches
for base mounting
16A/100A

Rated current (A)	Board diameter (mm)	Length (mm)	Palazzoli code	Pack Qty
16-100	6	225	270225	1
	6	350	270350	1
	6	500	270500	1



Adaptor for mounting 16A
auxiliary contacts

Switch current (A)	Installable contacts	Palazzoli code	Pack Qty
from 16A to 32A	2	270235	1



Terminal cover caps
for isolator switches

For control devices type	Palazzoli code	Pack Qty
16-32A isolator switches	270241	1
40-100A isolator switches	270242	1



Auxiliary contacts for 40A
to 100A isolator switches
50-60Hz **IP65**

Contact type	Contact current (A)	Palazzoli code	Pack Qty
1NO+1NC	16	200016	1



Adjustable spacer support kit
in steel for fixing
base-mounted devices

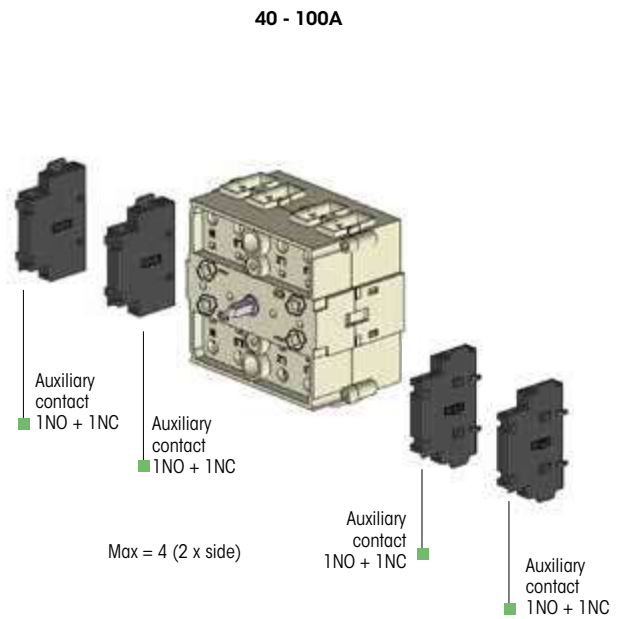
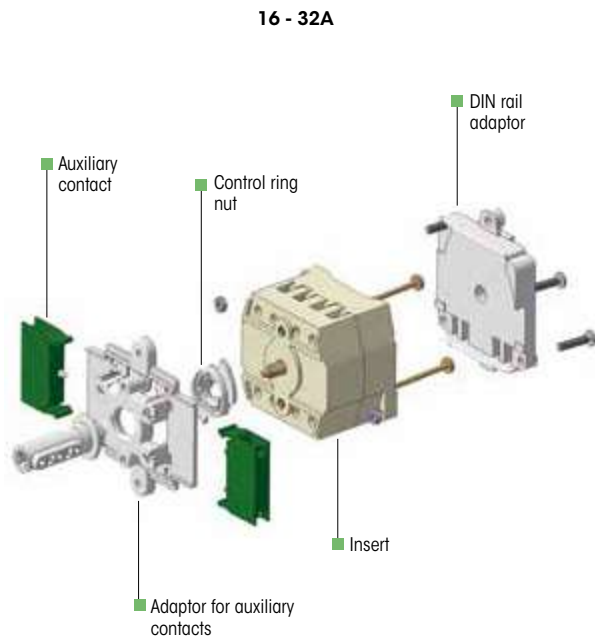
Min length (mm)	Max length (mm)	Palazzoli code	Pack Qty
97	168	270900	10

Features: It consists of 4 equal squares in galvanised steel with self-threading screws and washers.

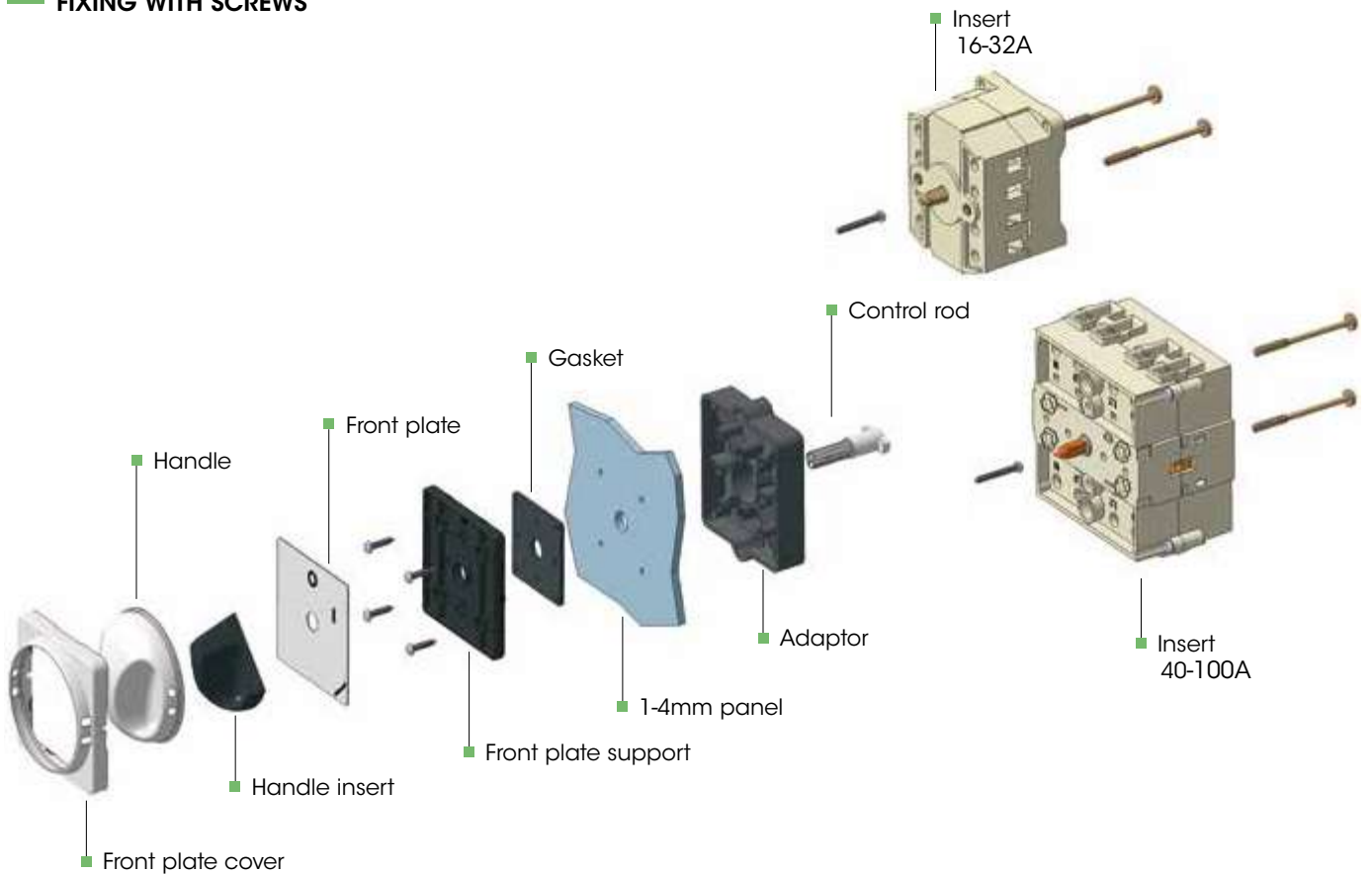
Uses: it is used for fixing devices in the right position and height for correct coupling with the handle applied to the hatch.



MOUNTING DIAGRAM OF AUXILIARY CONTACTS

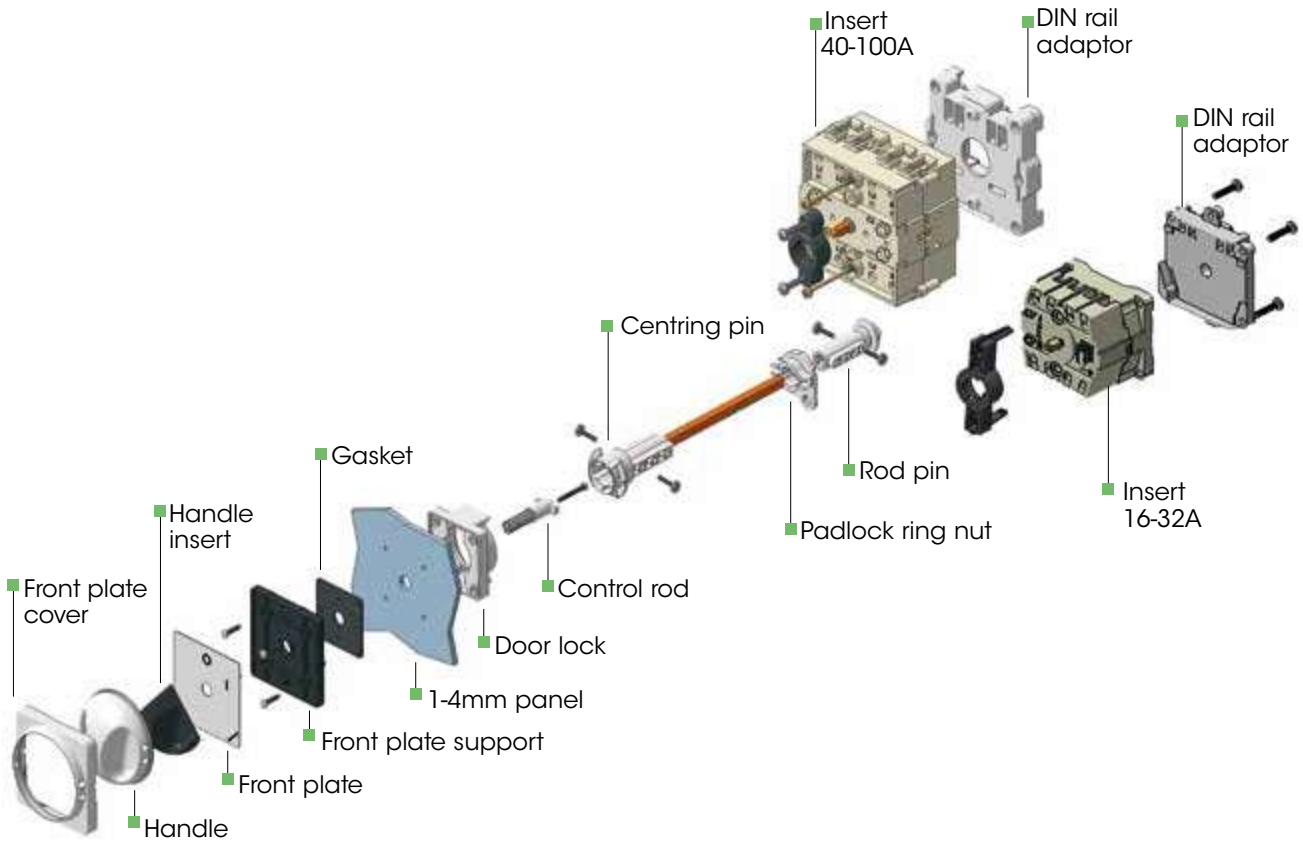


**FOR BACK PANEL-MOUNTING 16-32 / 40-100A
FIXING WITH SCREWS**






FOR BASE-MOUNTING 16-32A / 40-100A WITH ROD KIT



FOR BASE-MOUNTING 16-32A / 40-100A WITH SPACER



CAM-ST



GOOD DESIGN
INTERNATIONAL AWARD



Recognisable

Thanks to the transparent lenticular handle.



Total safety

Thanks to the possibility to padlock the handle and prevent undesired operations.



Customisable

Schemes and front plates customisable by Palazzoli's Technical Service.



The CAM-ST series comprises multi-diagram cam switches for back panel-mounting and base-mounting, for universal applications, in self-extinguishing thermoplastic material.

The special transparent lenticular handle, winner of two industrial design awards, highlights the state of the switch and gives the distribution board a professional and modern look.

The use of CAM-ST switches is recommended for all industrial distribution board applications.

Compliance with standards	IEC EN 60947-3
Material	Reinforced thermoplastic
Protection rating (IP according to IEC/EN 60529)	IP65 (handle) IP20 (terminals)
Resistance to abnormal heat and fire ("Glow Wire" according to IEC/EN 60695-2-10)	960°C
Impact resistance (IK grade according to IEC/EN 62262)	IK08
Flammability rating (according to UL94)	V0
Rated current	12A - 16A - 20A - 25A 32A - 40A - 63A
Operating voltage	50V - 500V
Operating frequency	50-60Hz
Insulation voltage	690V
Padlockability	0 - I (handle 67x67)
Storage temperature	-40°C - +80°C
Operating temperature	-25°C - +60°C



Rated operating current:		12A	16A	20A	25A	32A	40A	63A
Thermal current Ith	A	12	16	20	25	32	40	63
AC21A	415V	15	18	23	28	38	45	63
	500V	12	16	20	25	32	40	63
AC22A	415V	15	18	23	28	38	45	63
	500V	12	16	20	25	32	40	63
AC23A	230V	10	14	18	20	38	45	63
	400V	10	14	18	20	32	40	63
	500V	6	10	12	16	32	40	63
AC23A	230V	3.5	4.5	5.5	6.5	6.5	8	12
	400V	5.5	8	10	11	10.5	13	22
	500V	4.5	7.5	9	11	19	24	32
AC3	230V	2.5	4	5.5	6	6.5	8	12
	400V	4.5	6.5	8	10	10.5	13	22
	500V	5	8	10	13	19	24	32

Wiring data:		12A	16A	20A	25A	32A	40A	63A
Entry cable sections	mm ²	1,5 - 6			2,5 - 16			
Tightening torque	Nm	1.5			3			

Resistance to chemical agents

WATER	SALINE SOLUTION	ACIDS		BASES		SOLVENTS			
		CONCENTRATED	DILUTED	CONCENTRATED	DILUTED	ALCOHOL	ACETONE	PERCHLORO-ETHYLENE	BENZENE
↑	→	↓	→	↑	↑	→	↑	↑	↑
OILS		FATS		AMMONIA	OXIDISERS	INORGANIC SALTS	GASOLINE	DETERGENTS	U.V. RAYS
MINERAL	VEGETABLE	ANIMAL	SYNTHETIC						
↑	↑	↑	↑	↑	↓	↑	↑	→	↑

Legend: ↑ high resistance → partial resistance ↓ low resistance




Switches with grey front plate
for back panel-mounting
IP65



Rated current (A)	Poles	CAM scheme	Depth (mm)	Palazzoli code 48x48	Palazzoli code 67x67	Pack Qty
12	1	1	33	210121	211121	1
	2	2	33	210122	211122	1
	3	3	46	210123	211123	1
	4	4	46	210124	211124	1
	5	5	59	210125	211125	1
	6	6	59	210126	211126	1
16	1	1	33	210161	211161	1
	2	2	33	210162	211162	1
	3	3	46	210163	211163	1
	4	4	46	210164	211164	1
	5	5	59	210165	211165	1
	6	6	59	210166	211166	1
20	1	1	33	210201	211201	1
	2	2	33	210202	211202	1
	3	3	46	210203	211203	1
	4	4	46	210204	211204	1
	5	5	59	210205	211205	1
	6	6	59	210206	211206	1
25	1	1	33	210251	211251	1
	2	2	33	210252	211252	1
	3	3	46	210253	211253	1
	4	4	46	210254	211254	1
	5	5	59	210255	211255	1
	6	6	59	210256	211256	1
32	1	1	43		212321	1
	2	2	60		212322	1
	3	3	77		212323	1
	4	4	94		212324	1
40	1	1	43		212401	1
	2	2	60		212402	1
	3	3	77		212403	1
	4	4	94		212404	1
63	1	1	43		212631	1
	2	2	60		212632	1
	3	3	77		212633	1
	4	4	94		212634	1

Features: the 67x67 handles are padlockable in positions 0 and I.

Technical accessories:




Switches with padlockable
yellow front plate
for back panel-mounting
IP65



Rated current (A)	Poles	CAM scheme	Depth (mm)	Palazzoli code 67x67	Pack Qty
12	3	3	46	214123	1
	4	4	46	214124	1
16	3	3	46	214163	1
	4	4	46	214164	1
20	3	3	46	214203	1
	4	4	46	214204	1
25	3	3	46	214253	1
	4	4	46	214254	1
32	3	3	60	214323	1
	4	4	60	214324	1
40	3	3	60	214403	1
	4	4	60	214404	1
63	3	3	60	214633	1
	4	4	60	214634	1

Features: the handles are padlockable in positions 0.

Technical accessories:




Two-way switches
with grey front plate
for back panel-mounting
IP65



Rated current (A)	Poles	CAM scheme	Depth (mm)	Palazzoli code 48x48	Palazzoli code 67x67	Pack Qty
12	1	10.1	33	236121	237121	1
	2	10.2	46	236122	237122	1
	3	10.3	59	236123	237123	1
16	1	10.1	33	236161	237161	1
	2	10.2	46	236162	237162	1
	3	10.3	59	236163	237163	1
20	1	10.1	33	236201	237201	1
	2	10.2	46	236202	237202	1
	3	10.3	59	236203	237203	1
25	1	10.1	33	236251	237251	1
	2	10.2	46	236252	237252	1
	3	10.3	59	236253	237253	1

Technical accessories:






Line selector switches
with grey front plate
for back panel-mounting
IP65



Rated current (A)	Poles	CAM scheme	Depth (mm)	Palazzoli code 48x48	Palazzoli code 67x67	Pack Qty
12	1	7	33	215121	216121	1
	2	8	46	215122	216122	1
	3	9	59	215123	216123	1
	4	10	72	215124	216124	1
16	1	7	33	215161	216161	1
	2	8	46	215162	216162	1
	3	9	59	215163	216163	1
	4	10	72	215164	216164	1
20	1	7	33	215201	216201	1
	2	8	46	215202	216202	1
	3	9	59	215203	216203	1
	4	10	72	215204	216204	1
25	1	7	33	215251	216251	1
	2	8	46	215252	216252	1
	3	9	59	215253	216253	1
	4	10	72	215254	216254	1
32	1	7	43		217321	1
	2	8	60		217322	1
	3	9	77		217323	1
	4	10	94		217324	1
40	1	7	43		217401	1
	2	8	60		217402	1
	3	9	77		217403	1
	4	10	94		217404	1
63	1	7	43		217631	1
	2	8	60		217632	1
	3	9	77		217633	1
	4	10	94		217634	1

Technical accessories:



Three-pole reversing switches
with grey front plate for back
panel-mounting
IP65



Rated current (A)	CAM scheme	Depth (mm)	Palazzoli code 48x48	Palazzoli code 67x67	Pack Qty
12	12	59	221123	222123	1
16	12	59	221163	222163	1
20	12	59	221203	222203	1
25	12	59	221253	222253	1
32	12	77		223323	1
40	12	77		223403	1
63	12	77		223633	1



Dahlander pole selector switches with grey front plate
for back panel-mounting
IP65



Rated current (A)	CAM scheme	Depth (mm)	Palazzoli code 48x48	Palazzoli code 67x67	Pack Qty
12	66	72	381123	382123	1
16	66	72	381163	382163	1
20	66	72	381203	382203	1
25	66	72	381253	382253	1




Star-delta starters
with grey front plate
for back panel-mounting
IP65



Rated current (A)	CAM scheme	Depth (mm)	Palazzoli code 48x48	Palazzoli code 67x67	Pack Qty
12	13	72	218123	219123	1
16	13	72	218163	219163	1
20	13	72	218203	219203	1
25	13	72	218253	219253	1
32	13	94		220323	1
40	13	94		220403	1
63	13	94		220633	1

Technical accessories:





Adaptor for mounting 12A to 25A devices with screws on a 22mm Ø hole

Front plate dimensions (mm)	Colour	Palazzoli code	Pack Qty
48x48	black	270237	1
67x67	black	270239	1
	yellow / red	270240	1



Wall-mounted box in technopolymer suitable for panel-mounted devices IP65

Outer dimensions (mm)	Available depth (mm)	Palazzoli code	Pack Qty
121x158x107	90	270247	1



Universal wall-mounted box in technopolymer IP65

Outer dimensions (mm)	Available depth (mm)	Palazzoli code	Pack Qty
121x158x107	90	270248	1



Adaptor for mounting on a back panel or on DIN rail

Rated current (A)	Width (mm)	Palazzoli code	Pack Qty
12-25	54	270236	1
32-63	78	270243	1



Extension shafts in aluminium alloy for panel-mounted devices

Rated current (A)	Board diameter (mm)	Width (mm)	Palazzoli code	Pack Qty
12-25	6	225	271225	1
	6	350	271350	1
	6	500	271500	1
32-63	6	225	274225	1
	6	350	274350	1
	6	500	274500	1

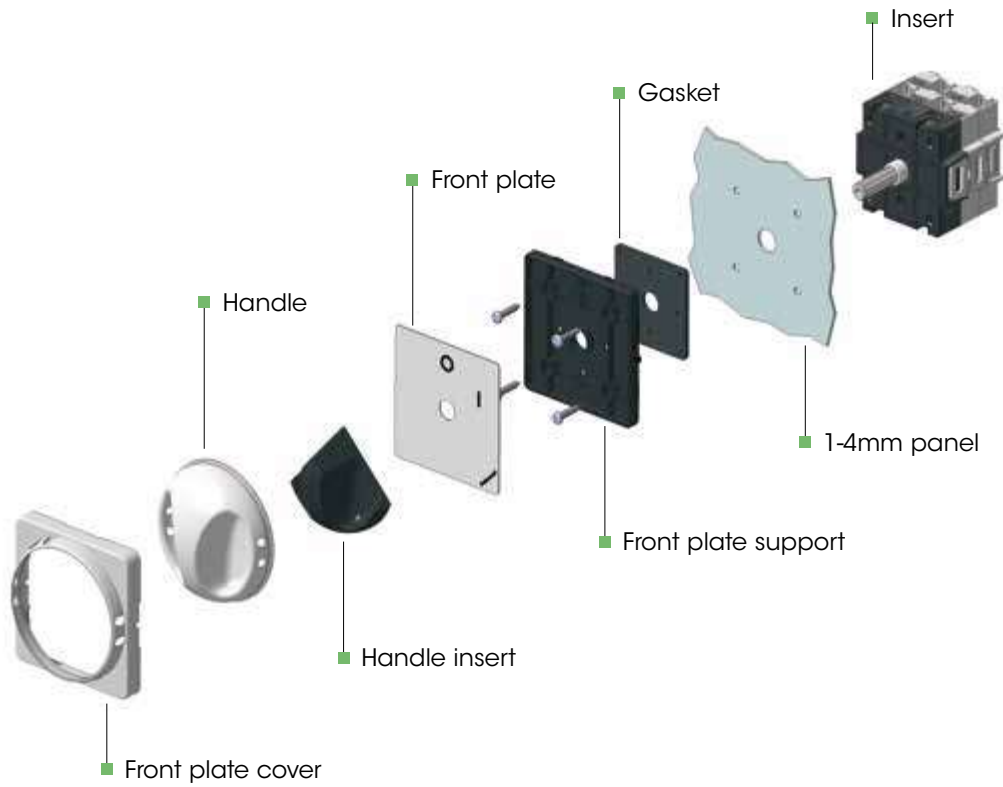
REQUEST FOR SPECIAL PRODUCTS



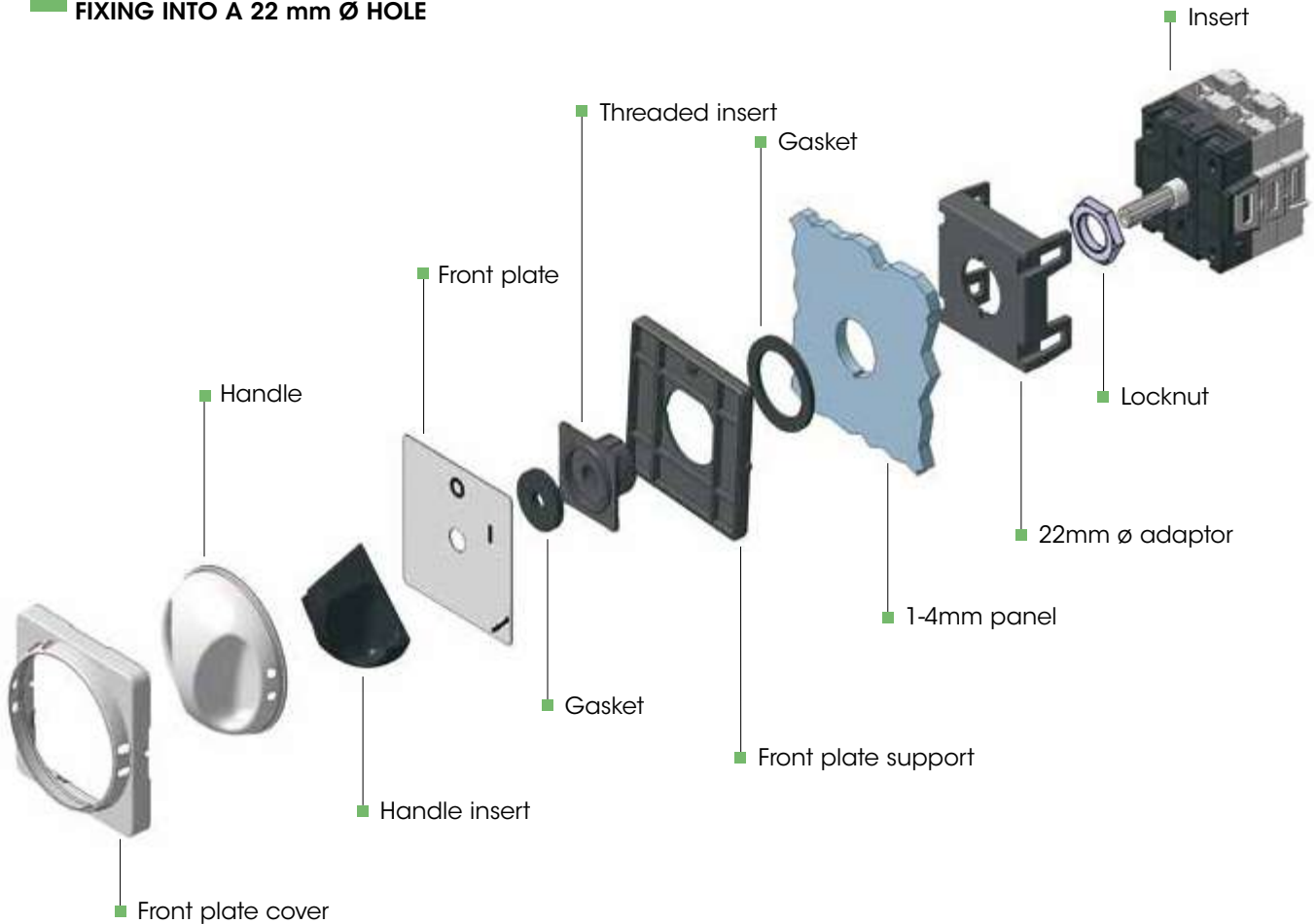
Schemes customisable by Palazzoli's Technical Service using the specific form available on page 385



12-63A BACK PANEL
FIXING WITH SCREWS



12-25A BACK PANEL
FIXING INTO A 22 mm Ø HOLE





Compliance with standards	IEC/EN 60947-3
Material	Palazzoli thermosetting GRP
Protection rating (IP according to IEC/EN 60529)	IP65 - IP67
Colour	RAL5015 (cover) RAL7042 (base)
Resistance to abnormal heat and fire ("Glow wire" according to IEC/EN 60695-2-10)	960°C
Flammability rating (according to UL94)	VO
Impact resistance (IK rating according to IEC/EN 62262)	IK10
Operating voltage	50V - 500V
Insulation class	II □
Storage temperature	-50°C - +80°C
Operating temperature	-25°C - +60°C



Rated operating current:

		16A	25A	40A	63A	100A	200A
Thermal current I_{th}	A	16	25	40	63	100	200
AC21A	415V	A	16	25	40	63	100
	500V						
AC22A	415V	A	16	25	40	63	100
	500V						
AC23A	230V	A	16	25	40	63	100
	400V						
	500V						
AC23A	230V	kW	4.5	7	11	20	32
	400V		7.5	12	19	34	55
	500V		8.5	14	23	44	69
AC3	230V	kW	4.5	7	11	18	25
	400V		7.5	12	19	31	44
	500V		8.5	14	23	40	55

Wiring data:

		16A	25A	40A	63A	100A	200A
Entry cable sections	mm ²	1-10	4-10	6-16	10-25	16-70	
Tightening torque	Nm	2			3		

Chemical resistance chart on page 393



Isolator switches
in thermosetting GRP
with metric hole entries
for wall-mounting
50-60Hz IP67



Rated current (A)	Poles	CAM scheme	Enclosure dimensions (mm)	Hole type	Palazzoli code	Pack Qty
16	2	2	92x125	M2.5	292101	1
	3	3	92x125	M2.5	292102	1
	4	4	92x125	M2.5	292103	1
25	2	2	92x125	M2.5	292201	1
	3	3	92x125	M2.5	292202	1
	4	4	92x125	M2.5	292203	1
40	2	2	125x185	M3.2	292301	1
	3	3	125x185	M3.2	292302	1
	4	4	125x185	M3.2	292303	1
63	2	2	125x185	M3.2	292411	1
	3	3	125x185	M3.2	292412	1
	4	4	125x185	M3.2	292413	1

Equipment included: 1 screwcap with metric pitch thread.

Features: the handle can be padlocked.



Isolator switches
in thermosetting GRP
with windowed walls
for wall-mounting
50-60Hz IP65



Rated current (A)	Poles	CAM scheme	Enclosure dimensions (mm)	Window type	Palazzoli code	Pack Qty
100	4	4	185x250	a	292503	1
	4	4	185x250	b	292603	1
200	4	4	250x250	c	292623	1
	4	4	370x500	d	292703*	1
600	4	4	370x500	e	292733*	1

Features: padlockable handle, walls with free windows.

*Isolator switch only.



Isolator switches
in thermosetting GRP
with **fuse-holder base**
for wall-mounting
50-60Hz **IP67**



Rated current (A)	Poles	CAM scheme	Enclosure dimensions (mm)	Hole type	Palazzoli code	Pack Qty
16 fuses E16 NDZ	3	3	92x240	M25	290163	1
	4	4	92x240	M25	290164	1
25 fuses E16 NDZ	2	2	92x240	M25	290521	1
	3	3	92x240	M25	290522	1
	4	4	92x240	M25	290523	1
32 fuses E16 NDZ	3	3	92x240	M25	290323	1
	4	4	92x240	M25	290324	1
40 fuses DIII E33	2	2	125x335	M32	290641	1
	3	3	125x335	M32	290642	1
	4	4	125x335	M32	290643	1
63 fuses DIII E33	3	3	125x335	M32	290762	1
	4	4	125x335	M32	290763	1

Equipment included: 1 screwcap with metric pitch thread.
Features: the handle can be padlocked. Fuses not included.

Technical accessories:



page 163

page 215



Isolator switches
in thermosetting GRP
with windowed walls
and **fuse holder base**
for wall-mounting
50-60Hz **IP65**



Rated current (A)	Poles	CAM scheme	Enclosure dimensions (mm)	Window type	Palazzoli code	Pack Qty
100 fuses ACR GR 00	4	4	250x370	b	293053	1
200 fuses ACR GR 1	4	4	370x500	c	293063	1
250 fuses ACR GR 1	4	4	370x500	c	293263	1

Equipment included: internal earth terminal. Walls with free windows with gaskets and screws. Flanges not included.
Features: padlockable handle. Fuses not included.

Technical accessories:



page 215

page 151



Flat blind flanges
in thermosetting GRP
for windowed walls
IP67

Type	Window dimensions	Flange height (mm)	Palazzoli code	Pack Qty
a	110x60	15	538110	2
b	175x60	15	538210	2
c	295x60	15	538310	1



Blind flanges, raised
in thermosetting GRP
for windowed walls
IP67

Type	Window dimensions	Flange height (mm)	Palazzoli code	Pack Qty
a	110x60	45	538130	2
b	175x60	45	538230	2
c	295x60	45	538330	1



Compliance with standards	IEC/EN 60947-3 IEC/EN 60947-5-1
Material	Aluminium alloy
Protection rating (IP according to IEC/EN 60529)	IP55 - IP66/IP67
Colour	RAL5012 (cover) RAL7035 (base)
Impact resistance (IK rating according to IEC/EN 62262)	IK10
Operating voltage	50V - 500V
Insulation class	I
Storage temperature	-50°C - +80°C
Operating temperature	-25°C - +60°C



Rated operating current:

		16A	25A	40A	63A	100A	200A	
Thermal current I_{th}	A	16	25	40	63	100	200	
AC21A	415V	A	16	25	40	63	100	200
	500V							
AC22A	415V	A	16	25	40	63	100	200
	500V							
AC23A	230V	A	16	25	40	63	100	200
	400V							
	500V							
AC23A	230V	kW	4.5	7	11	20	32	64
	400V		7.5	12	19	34	55	111
	500V		10	14	23	44	69	139
AC3	230V	kW	4.5	7	11	18	25	48
	400V		7.5	12	19	31	44	83
	500V		10	14	23	40	55	90

Wiring data:

		16A	25A	40A	63A	100A	200A
Entry cable sections	mm ²	1-4	1.5-6	4-10	6-16	10-25	16-70
Tightening torque	Nm	1.5		2		3	

Chemical resistance chart on page 393



Isolator switches
in aluminium alloy
with windowed walls
for wall-mounting
50-60Hz **IP66/IP67**



Rated current (A)	Poles	CAM scheme	Enclosure dimensions (mm)	Window type	Palazzoli code	Pack Qty
16	2	2	92x92		272141	1
	3	3	92x92		272142	1
	4	4	92x92		272143	1
	6	6	92x125		272144	1
25	2	2	92x92		272241	1
	3	3	92x92		272242	1
	4	4	92x92		272243	1
	6	6	92x125		272244	1
40	2	2	125x125		272301	1
	3	3	125x125		272302	1
	4	4	125x125		272303	1
	6	6	125x185		272304	1
63	3	3	125x185		282402	1
	4	4	125x185		282403	1
	6	6	125x185		282404	1
	3	3	185x252		272502*	1
100	4	4	185x252		272503*	1
	4	4	220x315		282603*	1
400	4	4	315x315		282703**	1

Equipment included: internal and external earth terminal.

Features: the handle can be padlocked.

*the protection rating is IP55. **Isolator switch only and IP55 protection rating.

Technical accessories:



page 158

page 155



Selector switches
in aluminium alloy
with windowed walls
for wall-mounting
50-60Hz **IP66/IP67**



Rated current (A)	Poles	CAM scheme	Enclosure dimensions (mm)	Window type	Palazzoli code	Pack Qty
16	3	9	92x125		272146	1
	4	10	92x125		272147	1
25	3	9	92x125		272246	1
	4	10	92x125		272247	1
40	3	9	125x185		272306	1
	4	10	125x185		272307	1
63	3	9	125x185		282406	1
	4	10	252x185		282407*	1
100	4	10	315x315		272507*	1
200	4	10	373x373		282607*	1

Equipment included: internal and external earth terminal.

Features: the handle can be padlocked.

*the protection rating is IP55, handles with mechanical lever and bevel gear transmission.

Technical accessories:



Star-delta starters
in aluminium alloy
with windowed walls
for wall-mounting
50-60Hz **IP66/IP67**




Rated current (A)	CAM scheme	Enclosure dimensions (mm)	Window type	Palazzoli code	Pack Qty
16	13	92x125		272153	1
25	13	92x125		272253	1
40	13	125x185		272313	1
63	13	252x185		282413*	1

Equipment included: internal and external earth terminal.

Features: the handle can be padlocked.

*the protection rating is IP55, handles with mechanical lever and bevel gear transmission.

Technical accessories:





Two-way switches
in aluminium alloy
with windowed walls
for wall-mounting
50-60Hz **IP66/IP67**



Rated current (A)	Poles	CAM scheme	Enclosure dimensions (mm)	Window type	Palazzoli code	Pack Qty
16	1	10.1	92x92		272148	1

Equipment included: internal and external earth terminal.
Features: the handle can be padlocked.



Reversing switches
in aluminium alloy
with windowed walls
for wall-mounting
50-60Hz **IP66/IP67**



Rated current (A)	CAM scheme	Enclosure dimensions (mm)	Window type	Palazzoli code	Pack Qty
16	38	92x92		272178	1

Equipment included: internal and external earth terminal.
Features: the handle can be padlocked.

Technical accessories:

page 158

page 155



Reversing switches
in aluminium alloy
with windowed walls
for three-phase motors
for wall-mounting
50-60Hz **IP66/IP67**



Rated current (A)	CAM scheme	Enclosure dimensions (mm)	Window type	Palazzoli code	Pack Qty
16	12	92x125		272152	1
25	12	92x125		272252	1
40	12	125x185		272312	1
63	12	125x185		282412	1

Equipment included: internal and external earth terminal.
Features: the handle can be padlocked.



Pole changing switches
in aluminium alloy
with windowed walls
for wall-mounting
50-60Hz **IP66/IP67**



Rated current (A)	CAM scheme	Enclosure dimensions (mm)	Window type	Palazzoli code	Pack Qty
16	15	92x125		272155	1
25	15	92x125		272255	1

Equipment included: internal and external earth terminal.
Features: the handle can be padlocked.

Technical accessories:

page 158

page 155



Wall-mounted isolator switches in aluminium alloy with windowed walls and fuse holder base 50-60Hz **IP67**



Rated current (A)	Poles	CAM scheme	Enclosure dimensions (mm)	Window type	Palazzoli code	Pack Qty
25 fuses E16 NDZ	2	2	92x185		274302	1
	3	3	92x185		274303	1
	4	4	92x185		274304	1

Equipment included: internal and external earth terminal.
Features: the handle can be padlocked. Fuses not included.

Technical accessories:



page 158

page 215

page 155



Spacer unions in aluminium alloy for windows **IP55**

For windows	Thickness (mm)	Palazzoli code	Pack Qty
F0	32	547000	1
F1	50	547011	5
F3	55	547033	1
F5	60	547055	1
F6	140	547067	1

Uses: it enables to add space between junction boxes and control devices, making wiring operations easier.



Wall-mounted isolator switches in aluminium alloy with windowed walls and fuse holder base 50-60Hz **IP55**



Rated current (A)	Poles	CAM scheme	Enclosure dimensions (mm)	Window type	Palazzoli code	Pack Qty
40 fuses DIII E33	2	2	125x252		274031	1
	3	3	125x252		274032	1
	4	4	125x252		274033	1
63 fuses DIII E33	3	3	125x252		284042	1
	4	4	125x252		284043	1
100 fuses ACR GR 00	4	4	185x373		283053	1
200 fuses ACR GR 1	4	4	220x507		283063	1
400 fuses ACR GR 2	4	4	315x630		283073*	1
600 fuses ACR GR 3	3	3	373x630		283082*	1

Equipment included: internal and external earth terminal. Walls with free windows with gaskets and screws. Flanges not included.

Features: the handle can be padlocked. Fuses not included.

*handles with mechanical lever and bevel gear transmission. Isolator switch only.

Technical accessories:



page 158

page 215

page 155

CAM - F400



Unlimited resistance

The aluminium alloy housing, flame and smoke resistant, guarantees continuity of service even in fire conditions, 400°C for 120'.



Safe and durable

The ability to withstand the heaviest loads is entrusted to the interlock isolator switch of the AC3-AC23A category.



Recognisable

The highly visible handle shows the status of the switch even at distance. Padlockable in position 0 and I.



CAM - F400 series

Rotary switches for wall-mounting

Aluminium alloy
fire resistant

The CAM - F400 series consists of 16A to 125A aluminium alloy isolator switches. CAM - F400 is designed to ensure operational stability at 400°C for 120 minutes according to EN 12101-3 standard. The devices can be used to isolate fans and parts of the system that require operational continuity even in case of fire. CAM - F400 is used in shopping centres, warehouses, underground car parks, tunnels, airports, hospitals, theatres, schools and buildings.



Isolator switches
in aluminium alloy
with windowed walls
fire resistant (**F400 class**)
for wall-mounting
50-60Hz **IP66/IP67 400°C 120'**

Compliance with standards	IEC/EN 60947-3 EN 12101-3
EN 12101-3 classification	F400 (400°C for 120')
Material	Aluminium alloy
Protection rating (IP according to IEC/EN 60529)	IP66/IP67 (16A-63A) IP55 (125A)
Colour	RAL 3020 (cover) RAL 7035 (base)
Impact resistance (IK grade according to IEC/EN 62262)	IK10
Operating voltage	500V
Insulation class	I
Operating temperature	-25°C - +70°C



Rated operating current:		16A	25A	40A	63A	125A	
Thermal current Ith	A	16	25	40	63	125	
AC21A	415V	A	16	25	40	63	125
	500V						
AC22A	415V	A	16	25	40	63	125
	500V						
AC23A	230V	A	16	25	40	63	100
	400V						
	500V						
AC23A	230V	kW	4.5	7	11	20	32
	400V		7.5	12	19	34	55
	500V		10	14	23	44	69
AC3	230V	kW	4.5	7	11	18	25
	400V		7.5	12	19	31	44
	500V		10	14	23	40	55

Wiring data:		16A	25A	40A	63A	125A
Entry cable sections	mm ²	1-4	1.5-6	4-10	6-16	16-70
Tightening torque	Nm	1.5		2	3	

Rated current (A)	Poles	CAM scheme	Enclosure dimensions (mm)	Window type	Palazzoli code	Pack Qty
16	3	3	92x92		152130	1
	4	4	92x92		152140	1
	6	6	92x125		152160	1
25	3	3	92x92		152230	1
	4	4	92x92		152240	1
	6	6	92x125		152260	1
40	3	3	125x125		152330	1
	4	4	125x125		152340	1
	6	6	125x185		152360	1
63	3	3	125x185		152430	1
	4	4	125x185		152440	1
	6	6	125x185		152460	1
125	3	3	220x315		152530*	1
	4	4	220x315		152540*	1

Equipment included: internal and external earth terminal.
Features: padlockable handle. Flanges not included.
*the protection rating is IP55.

Technical accessories:



CAM



High performance

Thanks to double-break silver alloy contacts.



Simultaneous control

Thanks to the control shafts in single piece with through bar.



Absolute safety

Thanks to the contact holder discs in thermosetting GRP.



The CAM series offers a complete range of high-performance devices with watertight cover and cam control, for AC networks with currents from 16A to 1200A.

Designed for the control of motors, light/signalling circuits and resistance devices, the series is ideal for applications that require non-stop operation for long periods of time even in heavy-duty conditions.

Compliance with standards	IEC EN 60947-3
Material	Palazzoli thermosetting GRP
Protection rating (IP according to IEC/EN 60529)	IP65 (handle) IP00 (terminals)
Resistance to abnormal heat and fire ("Glow Wire" according to IEC/EN 60695-2-10)	960°C
Impact resistance (IK grade according to IEC/EN 62262)	IK08
Flammability rating (according to UL94)	V0
Rated current	16A - 25A - 40A - 63A - 100A 200A - 400A - 600A - 800A - 1200A
Operating voltage	50V - 500V
Operating frequency	50-60Hz
Insulation voltage	690V
Storage temperature	-40°C - +80°C
Operating temperature	-25°C - +60°C



Rated operating current:		16A	25A	40A	63A	100A	200A	
Thermal current Ith	A	16	25	40	63	100	200	
AC21A	415V	A	16	25	40	63	100	200
	500V							
AC22A	415V	A	16	25	40	63	100	200
	500V							
AC23A	230V	A	16	25	40	63	100	200
	400V							
	500V							
AC23A	230V	kW	4.5	7	11	20	26	30
	400V		7.5	12	19	34	45	52
	500V		10	14	23	44	58	64
AC3	230V	kW	4.5	7	11	18	26	30
	400V		7.5	12	19	31	45	52
	500V		10	14	23	40	58	64

Wiring data:		16A	25A	40A	63A	100A	200A
Entry cable sections	mm ²	1-4	1.5-6	4-10	6-16	10-25	16-70
Tightening torque	Nm	1.5		2		3	

Resistance to chemical agents

WATER	SALINE SOLUTION	ACIDS		BASES		SOLVENTS			
		CONCENTRATED	DILUTED	CONCENTRATED	DILUTED	ALCOHOL	ACETONE	PERCHLORO-ETHYLENE	BENZENE
↑	↑	→	↑	↑	↑	↑	↑	↑	↑
OILS		FATS		AMMONIA	OXIDISERS	INORGANIC SALTS	GASOLINE	DETERGENTS	U.V. RAYS
MINERAL	VEGETABLE	ANIMAL	SYNTHETIC						
↑	↑	↑	↑	↑	↑	↑	↑	↑	↑

Legend: ↑ high resistance → partial resistance




Isolator switches with black anodised aluminium front plate for distribution boards **IP65**



Rated current (A)	Poles	CAM scheme	Depth (mm)	Front plate dimensions (mm)	Palazzoli code	Pack Qty
16	1	1	52	64x64	276600	1
	2	2	52	64x64	276601	5
	3	3	67	64x64	276602	5
	4	4	67	64x64	276603	5
25	2	2	52	64x64	276701	1
	3	3	68	64x64	276702	5
	4	4	68	64x64	276703	5
40	2	2	74	94x94	276801	1
	3	3	92	94x94	276802	1
	4	4	92	94x94	276803	1
63	3	3	108	94x94	286902	1
	4	4	108	94x94	286903	5
100	4	4	133	134x134	276503	1
200	4	4	145	134x134	286603	1

Technical accessories:




Selector switches with black anodised aluminium front plate for distribution boards **IP65**



Rated current (A)	Poles	CAM scheme	Depth (mm)	Front plate dimensions (mm)	Palazzoli code	Pack Qty
16	1	7	52	64x64	276604	1
	2	8	67	64x64	276605	1
	3	9	83	64x64	276606	5
	4	10	98	64x64	276607	1
25	2	8	68	64x64	276705	1
	3	9	84	64x64	276706	1
	4	10	100	64x64	276707	1
	2	8	92	94x94	276805	1
40	3	9	110	94x94	276806	1
	4	10	128	94x94	276807	1
63	3	9	134	94x94	286906	1
	4	10	159	94x94	286907	1
100	4	10	197	134x134	276507	1
200	4	10	221	134x134	286607	1

Technical accessories:



Isolator switches with black anodised aluminium front plate for distribution boards **IP65**



Rated current (A)	Poles	CAM scheme	Depth (mm)	Front plate dimensions (mm)	Palazzoli code	Pack Qty
400	4	4	221	134x134	286703	1
600	3	3	259	134x134	286732	1
800	3	3	297	134x134	286762	1
1200	3	3	411	134x134	286782	1



Two-way switches with black anodised aluminium front plate for distribution boards **IP65**



Rated current (A)	Poles	CAM scheme	Depth (mm)	Front plate dimensions (mm)	Palazzoli code	Pack Qty
16	1	10.1	52	64x64	276608	1
	2	10.2	67	64x64	276609	1
	3	10.3	83	64x64	276610	1
	4	11	98	64x64	276611	1

Uses: they can be fixed onto the hatch or in blind compartments (e.g. empty steel pillars).

Technical accessories:



Star-delta starters with black anodised aluminium front plate for distribution boards **IP65**



Rated current (A)	CAM scheme	Depth (mm)	Front plate dimensions (mm)	Palazzoli code	Pack Qty
16	13	98	64x64	276613	1
25	13	100	64x64	276713	1
40	13	128	99x99	276813	1
63	13	159	99x99	286913	1
100	13	197	134x134	276513	1

Technical accessories:



Reversing switches with black anodised aluminium front plate for distribution boards **IP65**



Rated current (A)	CAM scheme	Depth (mm)	Front plate dimensions (mm)	Palazzoli code	Pack Qty
16	12	83	64x64	276612	5
25	12	84	64x64	276712	5
40	12	110	99x99	276812	1
63	12	134	99x99	286912	1

Technical accessories:





Transparent protection caps
for distribution boards
IP54

For devices with depth (mm)	Palazzoli code	Pack Qty
52/67/68	276910	1
74/82/92	276930	1
79/83/84/95/96/98/100	276911	1
108/110/128/134	276931	1
114/116/130/132	276912	1
145/148/160/164	276913	1
159	276932	1

Uses: they have passages with stepped gland in non-ageing elastomer. They ensure IP54 rear protection.



Black handles with aluminium front plate and transparent protection for flush-mounting
IP54

Front plate type	Rated current (A)	Flange dimensions (mm)	Palazzoli code	Pack Qty
	16-25	67x67	292116	1
	40-63	99x99	292316	1
	16-25	67x67	292136	1
	40-63	99x99	292336	1
	16	67x67	292146	1
	16-25	67x67	292156	1
	40-63	99x99	292356	1



Grey handles padlockable with blue flange in thermoplastic material for distribution board or flush-mounting
IP54

Front plate type	Rated current (A)	Flange dimensions (mm)	Palazzoli code	Pack Qty
	16-25	67x67	292125	10
	40-63	99x99	292325	1

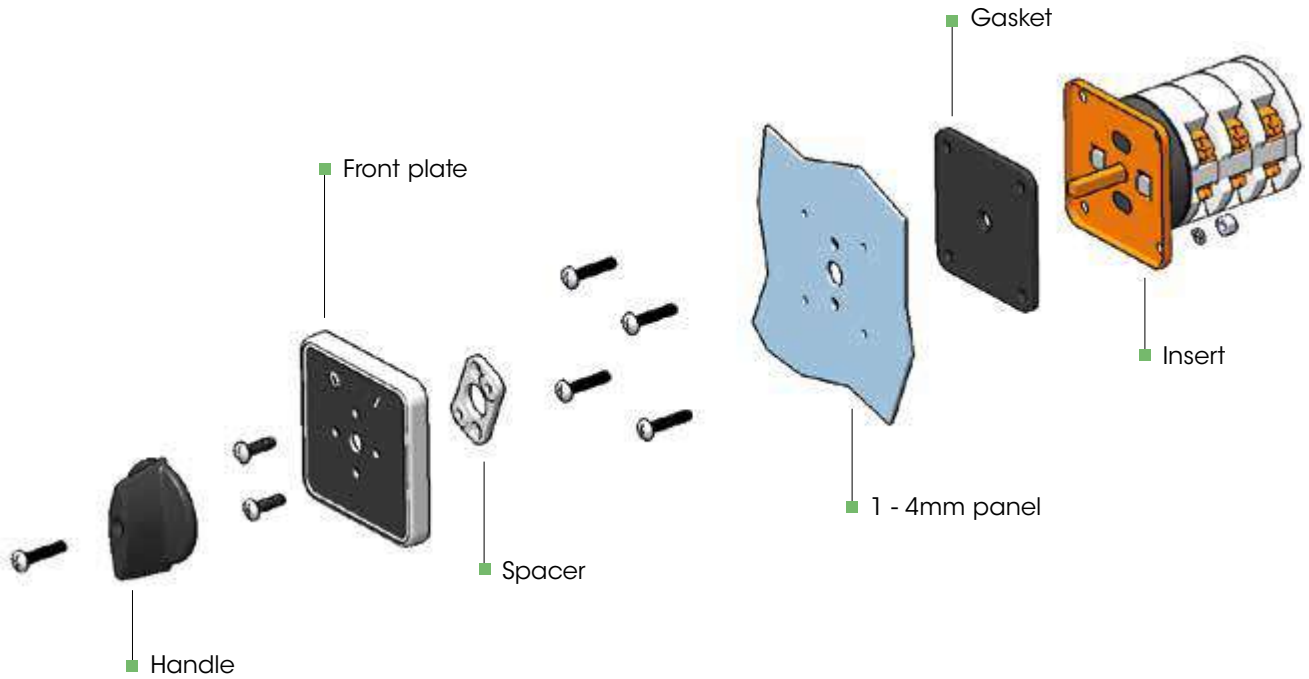


Red handles padlockable with yellow flange in thermoplastic material for distribution board or flush-mounting
IP54

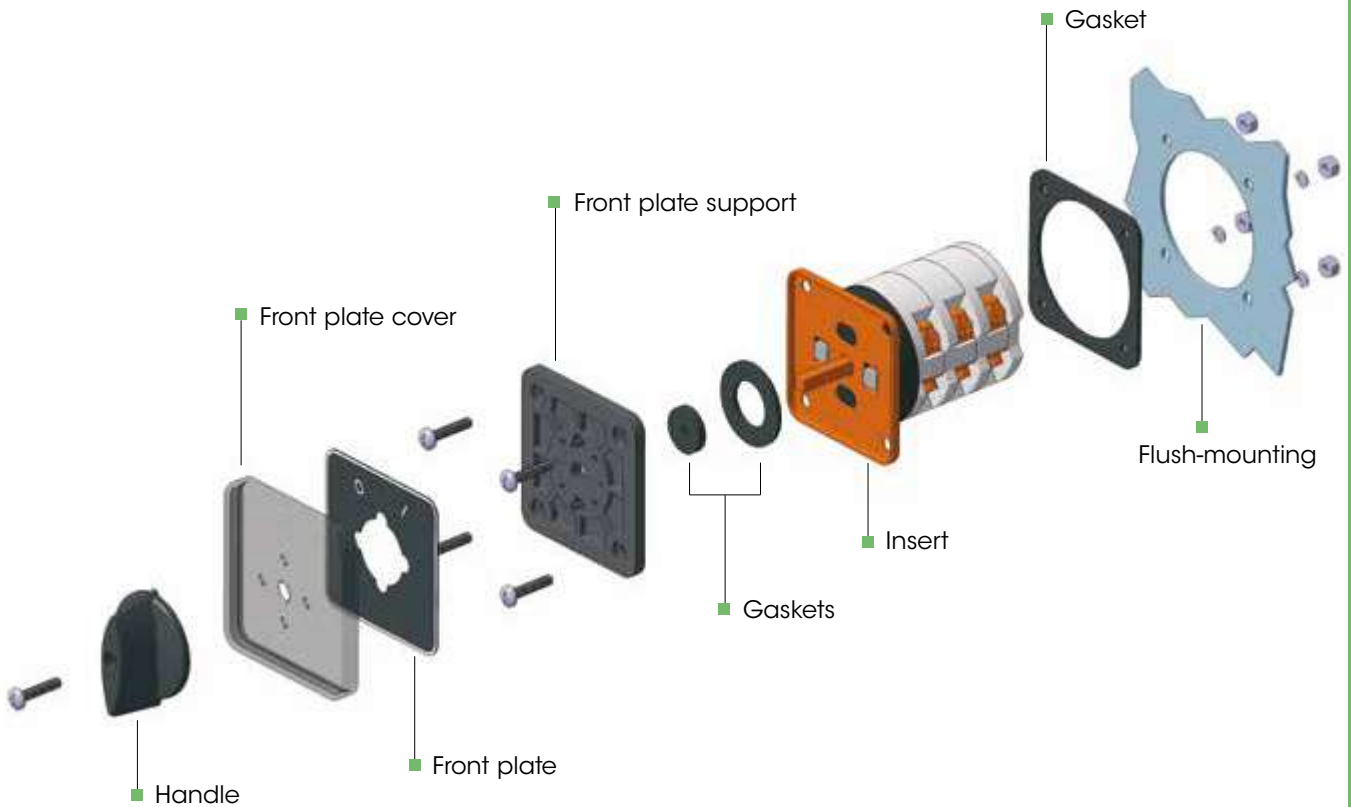
Front plate type	Rated current (A)	Flange dimensions (mm)	Palazzoli code	Pack Qty
	16-25	67x67	292105	10
	40-63	99x99	292305	1



**16-63A BACK PANEL
FIXING WITH SCREWS**



**16-63A FLUSH-MOUNTED
FIXING WITH SCREWS**





Isolator switches with door lock and protection cap for back panel-mounting



Rated current (A)	Poles	CAM scheme	Depth (mm)	Palazzoli code	Pack Qty
16	3	3	96	275112	10
	4	4	96	275113	10
25	3	3	97	275212	10
	4	4	97	275213	10
40	3	3	123	275312	5
	4	4	123	275313	5
63	3	3	140	285412	5
	4	4	140	285413	5

Technical accessories:




Selector switches with door lock and protection cap for back panel-mounting



Rated current (A)	Poles	CAM scheme	Depth (mm)	Palazzoli code	Pack Qty
16	3	9	112	275116	1
	4	10	128	275117	1
25	3	9	113	275216	1
	4	10	129	275217	1
40	3	9	141	275316	1
	4	10	159	275317	1
63	3	9	166	285416	1
	4	10	191	285417	1

Technical accessories:



Isolator switches with door lock and protection cap for back panel-mounting



Rated current (A)	Poles	CAM scheme	Depth (mm)	Palazzoli code	Pack Qty
100	3	3	183	270512	1
	4	4	183	270513	1
200	3	3	195	280612	1
	4	4	195	280613	1
400	3	3	233	280712*	1
	4	4	271	280713*	1

Features: *isolator switch only.

Technical accessories:



Selector switches with door lock and protection cap for back panel-mounting



Rated current (A)	Poles	CAM scheme	Depth (mm)	Palazzoli code	Pack Qty
100	4	10	247	270517	1
200	4	10	271	280617	1

Technical accessories:





Adjustable spacer support kit in steel for fixing back panel-mounted devices

Min length (mm)	Max length (mm)	Palazzoli code	Pack Qty
97	168	270900	10

Features: suitable for 16A to 63A devices. It consists of 4 equal squares in galvanised steel with self-threading screws and washers.

Uses: it is used for fixing devices in the right position and height for correct coupling with the handle applied to the hatch.



Black handles with door lock and anodised aluminium front plate **IP54**

Front plate type	Rated current (A)	Flange dimensions (mm)	Palazzoli code	Pack Qty
	100	134x134	270528	1
	200	134x134	270628	2
	100	134x134	270538	1
	200	134x134	270638	1



Black handles with door lock and anodised aluminium front plate and polycarbonate protection **IP54**

Front plate type	Rated current (A)	Flange dimensions (mm)	Palazzoli code	Pack Qty
	16-25	67x67	295117	1
	40-63	99x99	295157	5
	16-25	67x67	295137	1
	40-63	99x99	295177	1





Black handwheel with door lock and anodised aluminium front plate **IP54**

Front plate type	Rated current (A)	Flange dimensions (mm)	Palazzoli code	Pack Qty
	400	134x134	270728	1





Grey handles
in thermoplastic material
padlockable
and with door lock
IP66/IP67

Front plate type	Rated current (A)	Flange dimensions (mm)	Palazzoli code	Pack Qty
 	16-25	67x67	295127	1
	40-63	99x99	295167	1

Features: padlockable in all positions.





Red handles
in thermoplastic material
padlockable
and with door lock
IP66/IP67

Front plate type	Rated current (A)	Flange dimensions (mm)	Palazzoli code	Pack Qty
 	16-25	67x67	295107	10
	40-63	99x99	295147	5

Features: padlockable in all positions.





Grey handles
with anodised aluminium
front plate padlockable
and with door lock
IP66/IP67

Front plate type	Rated current (A)	Flange dimensions (mm)	Palazzoli code	Pack Qty
	16-25	83x83	295108	10
	16-25	83x83	295118	1

Features: padlockable in all positions.





Red handles
with anodised aluminium
front plate padlockable
and with door lock
IP66/IP67

Front plate type	Rated current (A)	Flange dimensions (mm)	Palazzoli code	Pack Qty
	16-25	83x83	295128	10
	16-25	83x83	295138	1

Features: padlockable in all positions.





Grey handles
with anodised aluminium
front plate padlockable
and with door lock
IP66/IP67

Front plate type	Rated current (A)	Flange dimensions (mm)	Palazzoli code	Pack Qty
	40-63	105x105	295308	5
	100-200	105x105	292508	1
	400	72x83	292708	1
	40-63	105x105	295318	1
	100-200	105x105	292518	1

Features: padlockable in all positions.



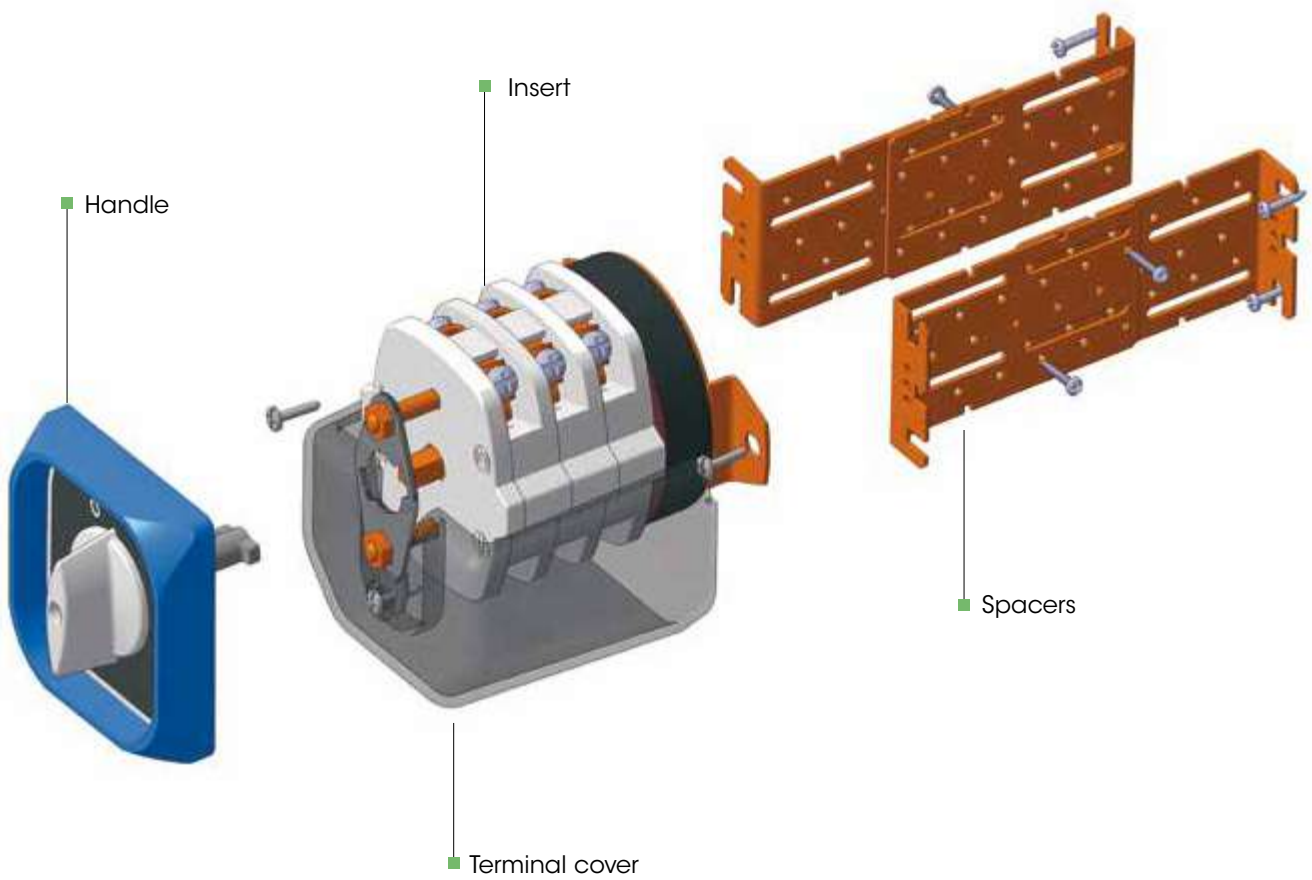
Red handles
with anodised aluminium
front plate padlockable
and with door lock
IP66/IP67

Front plate type	Rated current (A)	Flange dimensions (mm)	Palazzoli code	Pack Qty
	40-63	105x105	295328	5
	100-200	105x105	292528	2
	400	72x83	292728	1
	40-63	105x105	295338	1
	100-200	105x105	292538	1

Features: padlockable in all positions.

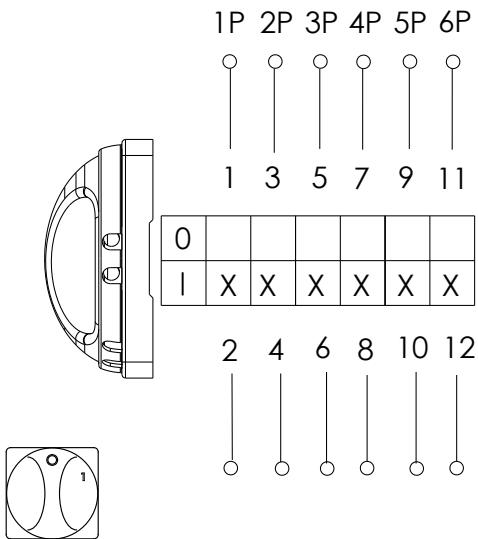


FOR BACK PANEL-MOUNTING 16-63A
FIXING WITH SCREWS

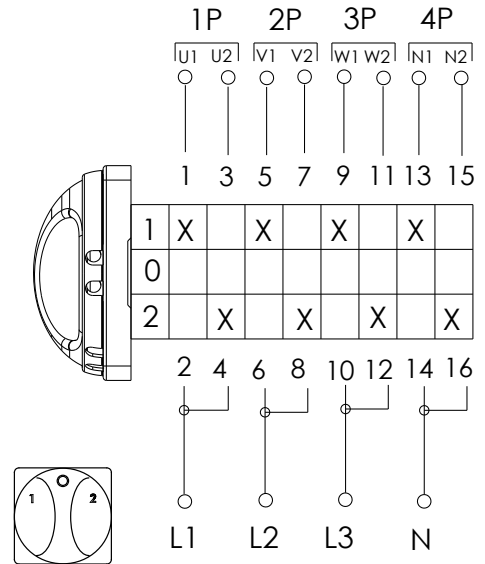




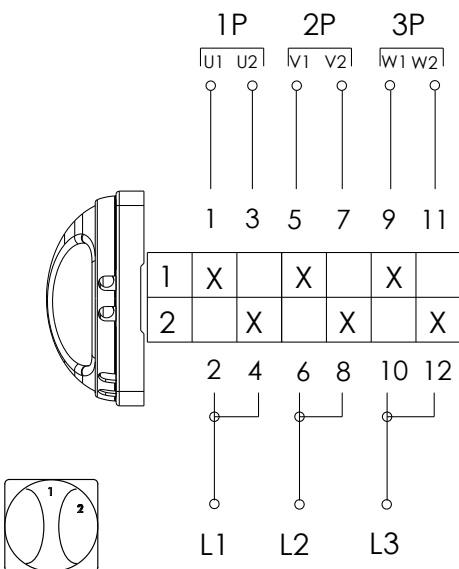
CAM SWITCHES 1-6



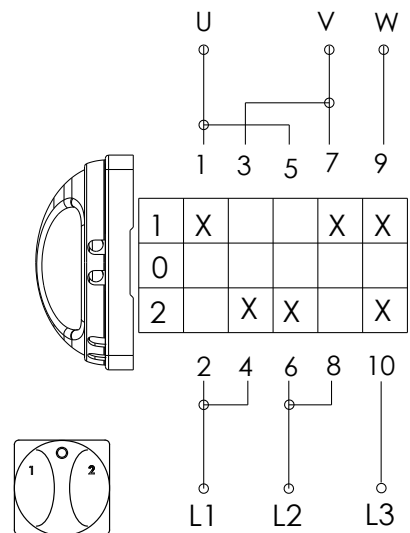
SELECTOR SWITCHES 7-10



TWO-WAY SWITCHES 10.1-10.3



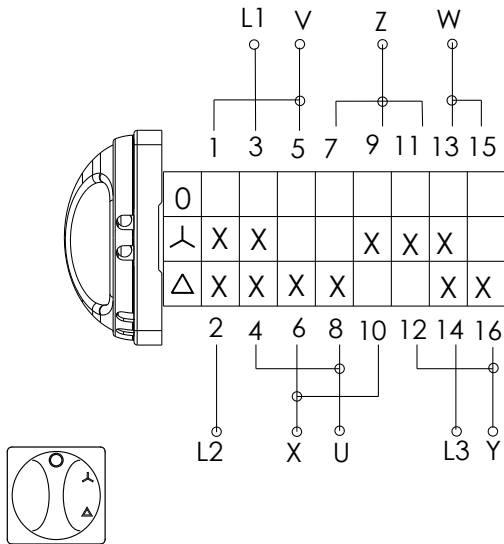
CAM 12 SCHEME



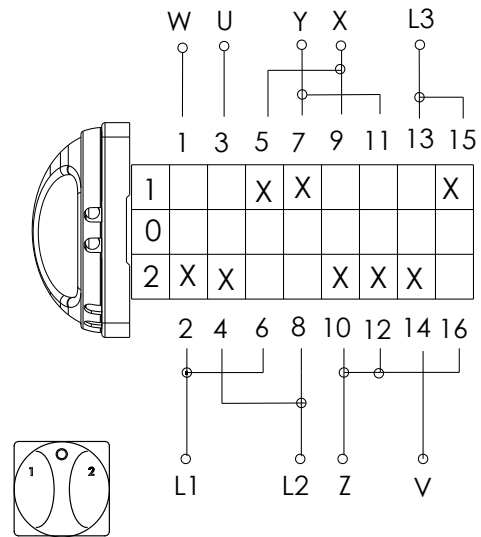
X = CLOSED CONTACT



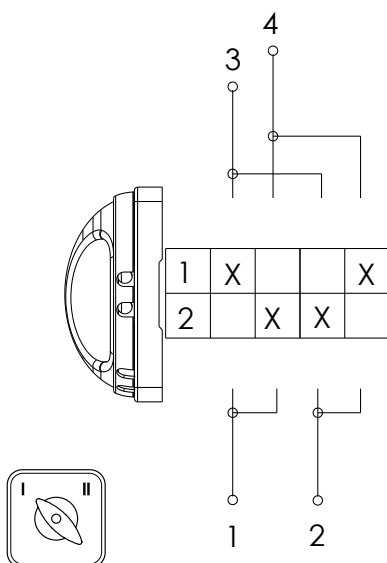
CAM 13 SCHEME



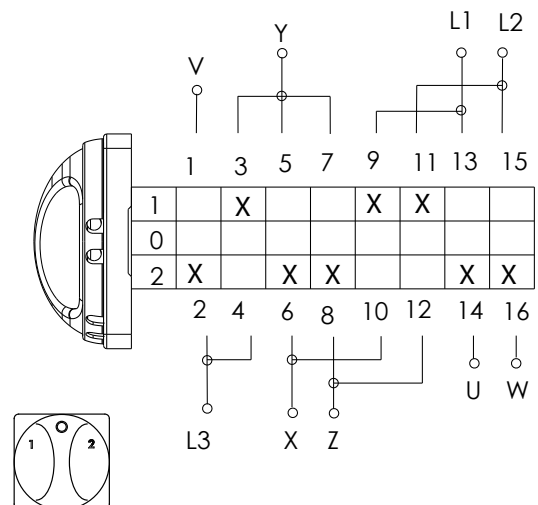
CAM 15 SCHEME



CAM 38 SCHEME



CAM 66 SCHEME



X = CLOSED CONTACT

TAIS MIGNON





TAIS MIGNON

Safety and continuity of operation even
in the harshest conditions



All the products of the TAIS MIGNON series are made of thermosetting GRP; they resist to very high temperatures and attacks of chemical agents.

Thanks to the IP67 protection rating the control devices from TAIS MIGNON series can be used in areas subject to presence of liquids and humidity.



All devices can easily be combined one another and allow for the creation of small series of distribution boards.

The TAIS MIGNON products have the most compact dimensions on the market and thanks to the different versions they can be either flush or wall-mounted.

Suitable for use in saunas, pools, cellars, port areas, airports, containers, cold storage and industrial plants.



The small devices of the TAIS MIGNON series are a complete range of control, socket-outlet and signalling devices integrated in very compact modular boxes that can be easily combined one another. The offer is composed of devices for wall-mounting and panel-mounting.

Compliance with standards	IEC EN 60669-1 IEC 23-50 IEC/EN 60309-1 IEC/EN 60309-2
Material	Palazzoli thermosetting GRP
Protection rating (IP according to IEC/EN 60529)	IP44 - IP65 - IP67
Colour	RAL5015 (cover) RAL7035 (base)
Resistance to abnormal heat and fire ("Glow wire" according to IEC/EN 60695-2-10)	960°C
Flammability rating (according to UL94)	V0
Impact resistance (IK rating according to IEC/EN 62262)	IK04
Operating frequency	50 - 60Hz
Insulation class	II □
Storage temperature	-50°C - +80°C
Operating temperature	-25°C - +70°C



Cable gland features:		M16	M20	M25
Entry cable diameter	mm	10-12	5-13	8-19

Chemical resistance chart on page 393



Switches
in thermosetting GRP
for wall-mounting
IP67

Poles	Entry type	Enclosure dimensions (mm)	Rated current/voltage	Palazzoli code	Pack Qty
1P	M20	62x80x48	16A 250V~ 10A 400V~	202271	10
1P	M16 M16	62x80x48	16A 250V~ 10A 400V~	202261	1
2P	M16 M16	62x80x48	16A 250V~ 10A 400V~	202262	10
2P	M20 M20	62x80x48	16A 250V~ 10A 400V~	202282	10
3P	M20 M20	62x80x48	16A 400V~	202283	10

Equipment included: as many cable glands as the number of entries.
Features: code 202271 can be used with two opposite inlets. Code 202283 with double breaking contacts.



Two-way switches
in thermosetting GRP
for wall-mounting
IP67

Poles	Entry type	Enclosure dimensions (mm)	Rated current/voltage	Palazzoli code	Pack Qty
1P	M20	62x80x48	16A 250V~ 10A 400V~	202276	10
1P	M16 M16	62x80x48	16A 250V~ 10A 400V~	202266	1

Equipment included: as many cable glands as the number of entries.
Features: code 202276 can be used with two opposite inlets.



Selector switches
in thermosetting GRP
for wall-mounting
IP67

Poles	Entry type	Enclosure dimensions (mm)	Rated current/voltage	Palazzoli code	Pack Qty
1P	M20	62x80x48	16A 250V~ 10A 400V~	202275	1
1P	M16 M16	62x80x48	16A 250V~ 10A 400V~	202265	1

Equipment included: as many cable glands as the number of entries.
Features: code 202275 can be used with two opposite inlets. By removing the rear bond, the device becomes a double single-pole switch.



Push-buttons
in thermosetting GRP
for wall-mounting
IP67

technopolymer cable gland

Poles	Entry type	Enclosure dimensions (mm)	Rated current/voltage	Palazzoli code	Pack Qty
1 NO		62x80x51	10A 400V~	261435	10
1 NO		62x80x51	10A 400V~	261403	1
1 NC		62x80x51	10A 400V~	261445	1
1 NC		62x80x51	10A 400V~	261413	1

Equipment included: as many cable glands as the number of entries.
Features: code 261435 and 261445 can be used with two opposite inlets.



Start-stop push button panel
in thermosetting GRP
for wall-mounting
IP67

technopolymer cable gland

Poles	Entry type	Enclosure dimensions (mm)	Rated current/voltage	Palazzoli code	Pack Qty
1 NO+1 NC		62x80x51	10A 400V~	261432	1

Equipment included: as many cable glands as the number of entries.
Features: it can be used with two opposite inlets.



On-off push button panel
in thermosetting GRP
for wall-mounting
IP67

technopolymer cable gland

Poles	Entry type	Enclosure dimensions (mm)	Rated current/voltage	Palazzoli code	Pack Qty
1 NO+1 NC		62x80x51	10A 400V~	261433	1

Equipment included: as many cable glands as the number of entries.
Features: it can be used with two opposite inlets.



Schuko socket
in thermosetting GRP
for wall-mounting
IP44

technopolymer cable gland

Description	Entry type	Enclosure dimensions (mm)	Palazzoli code	Pack Qty
2P+ \neq 10/16A UNEL, Schuko type (with side earth) size 19mm		62x80x65	431237	10

Equipment included: as many cable glands as the number of entries.
Features: it can be used with two opposite inlets.



Enclosures
in thermosetting GRP
for wall-mounting
for Ticino Magic devices
IP44

technopolymer cable gland

Entry type	Enclosure dimensions (mm)	Installable device modules	Palazzoli code	Pack Qty
	62x80x62	1	559021	8
	62x80x62	1	559031	8
	62x80x62	1+1	559022	1
	62x80x62	1+1	559032	1

Equipment included: as many cable glands as the number of entries.



Box in thermosetting GRP for domoTER domestic sockets for wall-mounting **IP44**

technopolymer cable gland

Entry type	Enclosure dimensions (mm)	Installable device modules	Palazzoli code	Pack Qty
M20	62x80x62	2	559232	1

Equipment included: as many cable glands as the number of entries.

Features: it can be used with two opposite inlets.

Technical accessories:



page 39



Industrial socket-outlets in thermosetting GRP for wall-mounting 50-60Hz **IP44**

technopolymer cable gland

Rated current (A)	Entry type	Rated voltage	Voltage colour	Poles	h ref.	Palazzoli code	Pack Qty
16	M20	110V		2P+⊕	4	471204	10
	M20	110V		3P+⊕	4	471284	1
	M25	110V		3P+N+⊕	4	471294	1
	M20	230V		2P+⊕	6	471304	10
	M20	230V		3P+⊕	9	471314	1
	M25	230V		3P+N+⊕	9	471324	1
	M20	400V		2P+⊕	9	471404	1
	M20	400V		3P+⊕	6	471414	1
	M25	400V		3P+N+⊕	6	471424	1

Equipment included: as many cable glands as the number of entries.

Features: pillar terminals for connecting cables.



Industrial socket-outlets for extra low voltage in thermosetting GRP for wall-mounting 50-60Hz **IP44**


technopolymer cable gland

Rated current (A)	Entry type	Rated voltage	Voltage colour	Poles	h ref.	Palazzoli code	Pack Qty
16	M20	24V		2P	-	471004	1
	M20	24V		3P	-	471094	1
	M20	42V		2P	12	471104	1
	M20	42V		3P	12	471114	1

Equipment included: as many cable glands as the number of entries.

Features: pillar terminals for connecting cables.

EXAMPLES OF COMPOSITION





Signalling lamps
in thermosetting GRP
with E14 lamp holder
for wall-mounting
IP65

technopolymer cable gland

Rated operating voltage	Entry type	Enclosure dimensions (mm)	Diffuser colour	Palazzoli code	Pack Qty
250V		62x80x78	Red	800061	6
250V		62x80x78	Green	800062	6
250V		62x80x78	Transparent	800063	6
250V		62x80x78	Yellow	800064	6

Equipment included: as many cable glands as the number of entries.
Features: it can be used with two opposite inlets.
Polycarbonate diffuser.
E14 lamp holder for 3C lamps , 12W max lamp. Lamp not included.



Fuse holders
in thermosetting GRP
for wall-mounting
IP65

technopolymer cable gland

Enclosure dimensions (mm)	Entry type	Poles	Fuse type	Palazzoli code	Pack Qty
62x80x46		2P	ø8.5x23	302044	1
62x80x46		3P	ø8.5x23	302054	1
62x102x46		2P	ø8.5x32	302144	1
62x102x46		3P	ø8.5x32	302154	1

Equipment included: as many cable glands as the number of entries. Extractors for fuses.
Features: fuses not included.



Junction boxes
in thermosetting GRP
for wall-mounting
IP65

technopolymer cable gland

Outer dimensions (mm)	Entry type	Palazzoli code	Pack Qty
62x80x38		101021	12
62x80x38		101031	10
62x80x38		101041	12
62x80x38		101061	12
77x102x48		101151	10
77x102x48		101161	1

Equipment included: as many cable glands as the number of entries.
Features: screws in stainless steel for fixing covers.




Junction boxes
in thermosetting GRP
with increased internal
capacity for wall-mounting
IP65

technopolymer cable gland

Outer dimensions (mm)	Entry type	Palazzoli code	Pack Qty
62x80x46		101022	10
77x102x55		101121	8

Equipment included: as many cable glands as the number of entries.
Features: screws in stainless steel for fixing covers.

Technical accessories:



page 208



Junction boxes in thermosetting GRP with cage terminals for wall-mounting IP65

technopolymer cable gland

Outer dimensions (mm)	Entry type	No. of poles for section	Palazzoli code	Pack Qty
62x80x38		4x6 mm ²	101025	12
62x80x38		4x6 mm ²	101035	10
62x80x38		4x6 mm ²	101045	12
77x102x48		5x6 mm ²	101156	10
77x102x48		5x6 mm ²	101157	10

Equipment included: 6 mm² cage terminals, a number of cable glands equal to the number of entries.

Features: screws in stainless steel for fixing covers.



Modular box in thermosetting GRP for wall-mounting IP65

technopolymer cable gland

Outer dimensions (mm)	Entry type	Palazzoli code	Pack Qty
125x77x55		101081	12

Equipment included: as many cable glands as the number of entries.

Features: screws in stainless steel for fixing covers. The modular dimensions allow combinations with watertight wall-mounted modular boxes and all the TAIS MIGNON wall-mounted range.



Coupling fittings with metric threading for TAIS MIGNON boxes IP67

Mounting hole type	Internal hole ø (mm)	Palazzoli code	Pack Qty
M20	16	590020	5
M25	20	590025	1

Equipment included: complete with gasket.



Terminal block with installation by screws for TAIS MIGNON boxes

Rated voltage (V)	No. of poles or section	Palazzoli code	Pack Qty
400	4x6 mm ²	101096	20

Features: they can be inserted inside TAIS MIGNON boxes with dimensions 77x102mm and 77x125mm with screws.



Terminal block with quick fit system for TAIS MIGNON boxes

Rated voltage (V)	No. of poles for section	Palazzoli code	Pack Qty
400	4x6 mm ²	101095	10

Features: they can be inserted inside TAIS MIGNON boxes with dimensions 77x102mm and 77x125mm with screws.

Technical accessories:





Switches
in thermosetting GRP
for flush-mounting
IP67

Poles	Rated current/voltage	Flush-mount dimensions (mm)	Palazzoli code	Pack Qty
1P	16A 250V~ 10A 400V~	62x80	202291	1
2P	16A 250V~ 10A 400V~	62x80	202292	1
3P	16A 400V~	62x80	202293	1

Equipment included: with through holes for cable entry and accessories for panel fixing.
Features: code 202293 with double break contacts.



Push-buttons
in thermosetting GRP
for flush-mounting
IP67

Poles	Rated current/voltage	Flush-mount dimensions (mm)	Palazzoli code	Pack Qty
1 NO	10A 400V~	62x80	261495	1
1 NC	10A 400V~	62x80	261496	1

Equipment included: with through holes for cable entry and accessories for panel fixing.



Two-way switches
in thermosetting GRP
for flush-mounting
IP67

Poles	Rated current/voltage	Flush-mount dimensions (mm)	Palazzoli code	Pack Qty
1P	16A 250V~ 10A 400V~	62x80	202296	1

Equipment included: with through holes for cable entry and accessories for panel fixing.



On-off push button panel
in thermosetting GRP
for flush-mounting
IP67

Poles	Rated current/voltage	Flush-mount dimensions (mm)	Palazzoli code	Pack Qty
1 NO+1 NC	10A 400V~	62x80	261493	1

Equipment included: with through holes for cable entry and accessories for panel fixing.



Selector switches
in thermosetting GRP
for flush-mounting
IP67

Poles	Rated current/voltage	Flush-mount dimensions (mm)	Palazzoli code	Pack Qty
1P	16A 250V~ 10A 400V~	62x80	202295	1

Equipment included: with through holes for cable entry and accessories for panel fixing.
Features: By removing the rear jumper, the device becomes a double single-pole switch.



Signalling lamps
in thermosetting GRP
with E14 lamp holder
for flush-mounting
IP65

Rated voltage	Diffuser colour	Flush-mount dimensions (mm)	Palazzoli code	Pack Qty
250V	red	62x80	800071	1
250V	green	62x80	800072	1
250V	transparent	62x80	800073	1
250V	yellow	62x80	800074	1

Features: polycarbonate diffuser. E14 lamp holder for 3C lamps, 12W max. Lamp not included. With through holes for cable entry.



Junction box
in thermosetting GRP
for flush-mounting
IP65

Outer dimensions (mm)	Flush-mount dimensions (mm)	Palazzoli code	Pack Qty
73x91	62x80	202299	1

Equipment included: complete with accessories for panel fixing.
Features: with through holes for cable entry.



Schuko socket
in thermosetting GRP
for flush-mounting
IP44

Flush-mount dimensions (mm)	Description	Palazzoli code	Pack Qty
50x50	2P+ \neq 10/16A UNEL , pitch 19mm Shuko type (with side earth)	431252	10

Equipment included: stainless steel fixing captive screws.

Features: it can be panel-mounted with bottom box code 101221 and wall-mounted with box code 101092.



Enclosures
in thermosetting GRP
for domoTER sockets
for flush-mounting
IP44

Flush-mount dimensions (mm)	Installable modules	Palazzoli code	Pack Qty
50x50	2	559132	15

Equipment included: stainless steel fixing captive screws.

Features: it can be panel-mounted with bottom box code 101221 and wall-mounted with box code 101092.

Technical accessories:



page 39



Boxes in thermosetting GRP for flush-mounting for Ticino Magic devices **IP44**

Flush-mount dimensions (mm)	Installable modules	Palazzoli code	Pack Qty
50x50	1	559011	1
50x50	1+1	559012	1

Equipment included: stainless steel fixing captive screws



Industrial socket-outlets for **extra low voltage** in thermosetting GRP for flush-mounting 50-60Hz **IP44**

Rated current (A)	Rated voltage	Voltage colour	Poles	h ref.	Palazzoli code	Pack Qty
16	24V	●	2P	-	471054	1
	24V	●	3P	-	471064	1
	42V	○	2P	12	471154	1
	42V	○	3P	12	471164	1
32	24V	●	2P	-	471056	1
	24V	●	3P	-	471066	1
	42V	○	2P	12	471156	1
	42V	○	3P	12	471166	1

Equipment included: stainless steel fixing captive screws

Features: it can be panel-mounted with bottom box code 101221. It can be wall-mounted with box code 101092.



Industrial socket-outlets in thermosetting GRP for flush-mounting 50-60Hz **IP44**

Rated current (A)	Rated voltage	Voltage colour	Poles	h ref.	Palazzoli code	Pack Qty
16	110V	●	2P+⚡	4	471254	10
	110V	●	3P+⚡	4	471214	1
	110V	●	3P+N+⚡	4	471224	1
	230V	●	2P+⚡	6	471354	1
	230V	●	3P+⚡	9	471364	1
	230V	●	3P+N+⚡	9	471334	1
	400V	●	2P+⚡	9	471454	1
	400V	●	3P+⚡	6	471464	1
	400V	●	3P+N+⚡	6	471434	1

Equipment included: stainless steel fixing captive screws.

Features: the versions 2P+⚡ can be panel-mounted with bottom box code 101221. The versions 2P+⚡ and 3P+⚡ can be wall-mounted by using the box code 101092. The versions 3P+N+⚡ can be wall-mounted by using the box code 101191.



Bottom box for flush-mounting of TAIS MIGNON sockets

Flush-mount dimensions (mm)	Frame dimensions (mm)	Palazzoli code	Pack Qty
62x80	73x91x5,5	101221	10



Bottom box for wall-mounting of TAIS MIGNON sockets

Outer dimensions (mm)	Entry type	Palazzoli code	Pack Qty
62x80x36	M20	101092	10
77x102x42	M25	101191	1

Equipment included: cable glands.



RONDO' devices are in aluminium alloy, oven painted, inside and outside, with subsequent anodising treatment for optimal corrosion resistance. The captive screws for closing the covers are in stainless steel and the seals are in non-ageing elastomer. The earthing connection is made with both internal and external screws. The control devices and the plug-type sockets have internal components made of self-extinguishing insulating material.

Compliance with standards	IEC EN 60669-1
Material	Aluminium alloy
Surface treatment	Passivation with fluoro-zirconium treatment
Paint	Hot-polymerised non-toxic polyester
Protection rating (IP according to IEC/EN 60529)	IP54 - IP55
Colour	RAL5012 (cover) RAL7035 (base)
Impact resistance (IK rating according to IEC/EN 62262)	IK10
Operating frequency	50 - 60Hz
Insulation class	I
Storage temperature	-50°C - +80°C
Operating temperature	-25°C - +70°C



Cable gland features:		M20	M25
Entry cable diameter	mm	5-13	8-19

Chemical resistance chart on page 393



technopolymer cable gland

Switches
in aluminium alloy
for wall-mounting
IP55

Poles	Entry type	Rated current/voltage	Palazzoli code	Pack Qty
1P	M20	16A 250V~ 10A 400V~	201151	1
2P	M20	16A 250V~ 10A 400V~	201152	1
2P	M20	16A 250V~ 10A 400V~	201162	1

Equipment included: earth screws inside and outside the box, a number of cable glands equal to the number of entries.



technopolymer cable gland

Two-way switches
in aluminium alloy
for wall-mounting
IP55

Poles	Entry type	Rated current/voltage	Palazzoli code	Pack Qty
1P	M20	16A 250V~ 10A 400V~	201156	1
1P	M20	16A 250V~ 10A 400V~	201166	1

Equipment included: earth screws inside and outside the box, a number of cable glands equal to the number of entries.



technopolymer cable gland

Selector switches
in aluminium alloy
for wall-mounting
IP55

Poles	Entry type	Rated current/voltage	Palazzoli code	Pack Qty
1P	M20	16A 250V~ 10A 400V~	201155	1

Equipment included: earth screws inside and outside the box, a number of cable glands equal to the number of entries.

Features: by removing the rear bond, the device becomes a double single-pole switch.



Push-buttons
in aluminium alloy
for wall-mounting
IP55

technopolymer
cable gland

Description	Entry type	Rated current/voltage	Palazzoli code	Pack Qty
1P NO	M20	10A 400V~	261021	1

Equipment included: earth screws inside and outside the box, a number of cable glands equal to the number of entries.



Concentric sockets
in aluminium alloy
for wall-mounting
IP54

technopolymer
cable gland

Rated current (A)	Entry type	Rated voltage	Poles	Palazzoli code	Pack Qty
6	M20	25V~50Vcc	2P	401030	1
10	M20	25V~50Vcc	2P	401031	1

Equipment included: internal and external earth screws, a number of cable glands equal to the number of entries.



Concentric plugs
IP20

Rated current (A)	Rated operating voltage	Poles	Palazzoli code	Pack Qty
6	25V~ 50Vcc	2P	407030	1
10	25V~ 50Vcc	2P	407031	1

Features: IP54 with sleeve code 590021. Smooth hole passage.



Cable protection sleeve
in non-ageing elastomer
for concentric mobile plugs

Manufacturing material	Colour	Palazzoli code	Pack Qty
non-ageing elastomer	black	590021	1

Uses: it enables to increase to IP54 the protection rating of plugs with code 407030, 407031 and to IP44 the plugs with code 437152.



Signalling lamps
in aluminium alloy
with E14 lamp holder
for wall-mounting
IP54

technopolymer
cable gland

Rated voltage	Entry type	Diffuser colour	Lamp max power (W)	Palazzoli code	Pack Qty
250V	M20	red	12	800121	1
250V	M20	green	12	800122	1
250V	M20	transparent	12	800123	1

Equipment included: internal and external earth screw, a number of cable glands equal to the number of entries.

Features: E14 lamp holder for 3C lamps. Lamp not included



Junction boxes
in aluminium alloy
for wall-mounting
IP54

technopolymer
cable gland

Inner diameter (mm)	Entry type	Palazzoli code	Pack Qty
Ø 62	M20	112020	1
Ø 62	M20 M20	112030	10
Ø 62	M20 M20 M20	112040	1
Ø 82	M25	113020	1
Ø 82	M25 M25	113030	10
Ø 82	M25 M25 M25	113040	1

Equipment included: earth screws inside and outside the box, a number of cable glands equal to the number of entries.



Terminal blocks
with cage terminals
for junction boxes
400V

For boxes with dimensions (mm)	No. of poles for section	Palazzoli code	Pack Qty
Ø 62	4x6 mm ²	112094	30
Ø 82	4x10 mm ²	113094	20



Compliance with standards	IEC/EN 62080
Material	Aluminium Alloy (body) Painted galvanised steel (drum)
Surface treatment	Passivation with fluoro-zirconium treatment
Paint	Hot-polymerised non-toxic polyester
Protection rating (IP according to IEC/EN 60529)	IP66
Colour	RAL5012 (drum) RAL7035 (body)
Impact resistance (IK rating according to IEC/EN 62262)	IK10
Operating voltage	24-110-230V~
Frequency	50-60Hz
Operation	Continuous
Insulation class	I
Entry cable diameter	5-13mm
Storage temperature	-50°C - +80°C
Operating temperature	-40°C - +40°C



Bells in aluminium alloy with steel drum 50-60Hz IP66

technopolymer
M20 cable gland

Rated voltage	Drum diameter (mm)	Sound level at 1 m (dB)	Power (VA)	Palazzoli code	Pack Qty
24V~	105	101	13VA initial 11VA vibrating	900253	1
110V~	105	101	13VA initial 11VA vibrating	900263	1
230V~	105	101	13VA initial 11VA vibrating	900273	1

Equipment included: terminal block in thermosetting material insulating material and cable gland.

Features: drum in galvanised and painted steel. They are suitable for continuous or extended operation. Earth screws inside and outside the box.



Sirens in aluminium alloy with vibrating membrane 50-60Hz IP66

technopolymer
M20 cable gland

Rated voltage	Sound level at 1 m (dB)	Power (VA)	Palazzoli code	Pack Qty
24V~	107/105	60VA initial 25VA vibrating	900453	1
110V~	107/105	60VA initial 25VA vibrating	900463	1
230V~	107/105	60VA initial 25VA vibrating	900473	1

Equipment included: terminal block in thermosetting material insulating material and cable gland.

Features: prolonged operation with 1 hour pause every 4 hours.



Directional horn for sirens

Max. diameter (mm)	Siren+horn projection (mm)	Palazzoli code	Pack Qty
112	238	900448	1

Equipment included: complete with stainless steel fixing screws.



Cylindrical fuses
"gL" type

Dimensions (mm)	Rated current (A)	Rated voltage (V)	Palazzoli code	Pack Qty
ø 8.5x23	2	230	302091	10
ø 8.5x23	4	230	302092	10
ø 8.5x23	6	230	302093	10
ø 8.5x23	10	230	302095	10
ø 8.5x23	16	230	302097	10
ø 8.5x32	4	400	302192	10
ø 8.5x32	6	400	302193	30
ø 8.5x32	10	400	302195	30
ø 8.5x32	16	400	302197	30



Diazed fast fuses
500V

Fuse holder base	Rated current (A)	Palazzoli code	Pack Qty
E16 (NDz)	16	348117	25
E16 (NDz)	25	348122	25
E16 (NDz)	30	348123	25
E33 (DIII)	32	348326	25
E33 (DIII)	63	348333	5



Diazed delayed fuses
500V

Fuse holder base	Rated current (A)	Palazzoli code	Pack Qty
E16 (NDz)	16	349117	25
E16 (NDz)	25	349122	25
E16 (NDz)	30	349123	25
E27 (DII)	16	349217	25
E33 (DIII)	32	349326	25
E33 (DIII)	63	349333	5



ACR fuses
with high breaking capacity
500V

Fuse holder base	Rated current (A)	Palazzoli code	Pack Qty
GR.00	100	339039	3
GR.00	125	339041	3
GR.1	200	339147	3
GR.1	250	339150	3
GR.2	400	339259	3
GR.3	630	339367	1



ACR fuse extraction handles

For fuses	Palazzoli code	Pack Qty
GR.00-0-1-2-3	339998	10
GR.00	339988	1

Features: code 339988 is to be used with devices code 283053, code 293053, code 337010, code 337050 and 125A interlocked socket-outlets.



JANUS
universal distribution boards
page 218



ENERGYBOX
inlet distribution boards
page 222



ENERGY GO
portable distribution boards
page 228



X-CEE
interlocked extensions
page 229



ENERGY METALBOX

distribution boards
in metal cabinet

page 230



ENERGY TAIS

distribution boards on
stainless steel stand

page 232



JANUS





JANUS

It doubles energy and halves the space



The transparent cover allows easy and quick access to the circuit protection devices at any location.



The JANUS board integrates all of the fixings for wall-mounted or floor installations, without the need for accessories.



Easy to carry, ergonomic handle for on-site use.



The cable clamp groove avoids the possibility that the plug can be torn from the board when it is wall-mounted.

Suitable for use in building sites, public events, circuses, trade fairs and market areas.



The products of the JANUS series are a range of universal distribution boards in technopolymer that can be folded, with IP65 protection rating. The system consists of distribution boards with either 4 interlocked socket-outlets or 8 fixed sockets. All products can be folded and used as portable or fixed distribution boards that can be wall-mounted or placed on the floor without the use of any accessories.

Compliance with standards	IEC/EN 61439-1 IEC/EN 61439-4
Material	Technopolymer
Protection rating (IP according to IEC/EN 60529)	IP65
Colour	RAL5015
Resistance to abnormal heat and fire ("Glow wire" according to IEC/EN 60695-2-10)	650°C
Impact resistance (IK grade according to IEC/EN 62262)	IK10
Rated current	16A - 32A
Operating voltage	230V - 400V
Operating frequency	50-60Hz
RCD protection type	AC
Insulation voltage	500V
Power plug	Multimax type
Cable length	2 m
Storage temperature	-30°C - +70°C
Operating temperature	-20°C - +40°C



Universal distribution boards foldable with 4 interlocked socket-outlets with **power terminal block and fuse protection** **IP65**

Main switch A / kW	Interlocked socket-outlets				Palazzoli code	Pack Qty
	16A 2P+±	16A 3P+±	16A 3P+N+±	32A 3P+N+±		
32/6	4				644101	1
32/18	3	1			644102	1
32/18	3		1		644103	1
32/18	2	2			644104	1
32/18	2	1	1		644105	1
32/18	2	1		1	644106	1
32/6	3				644110	1

Features: padlockable modular door.

Notes: if used as a main construction site distribution board, connect the earthing terminal to the earthing node.



Universal distribution boards, foldable with 4 interlocked socket-outlets with **power plug and fuse protection** **IP65**

Main switch A / kW	Interlocked socket-outlets				Palazzoli code	Pack Qty
	16A 2P+±	16A 3P+±	16A 3P+N+±	32A 3P+N+±		
32/6	4				644001	1
32/18	3	1			644002	1
32/18	3		1		644003	1
32/18	2	2			644004	1
32/18	2	1	1		644005	1
32/18	2	1		1	644006	1
32/6	3				644010	1

Features: padlockable modular door.

Note: the version with plug cannot be used as the main distribution board for construction sites.

GUIDE TO THE CREATION OF ACS DISTRIBUTION BOARDS

Palazzoli provides a step by step guide to choosing the correct part numbers for your installation and fulfilling all the documents that have to be submitted to inspectors for health and safety of the workers on the construction site.



The guide is free and can be downloaded at www.palazzoli.com





Universal distribution boards foldable with 4 interlocked socket-outlets with **power terminal block** and **MCB protection IP65**

Main switch A / kW	Interlocked socket-outlets				Palazzoli code	Pack Qty
	16A 2P+⊕	16A 3P+⊕	16A 3P+N+⊕	32A 3P+N+⊕		
32/6	4				634101	1
32/18	3	1			634102	1
32/18	2	2			634104	1
32/18	2	1	1		634105	1
32/18	2	1		1	634106	1
32/6	3			1	634110	1

Features: padlockable modular door.

Notes: if used as a main construction site distribution board, connect the earthing terminal to the earthing node.



Universal distribution boards, foldable with 4 interlocked socket-outlets with **power plug** and **MCB protection IP65**

Main switch A / kW	Interlocked socket-outlets				Palazzoli code	Pack Qty
	16A 2P+⊕	16A 3P+⊕	16A 3P+N+⊕	32A 3P+N+⊕		
32/6	4				634001	1
32/18	3	1			634002	1
32/18	2	2			634004	1
32/18	2	1	1		634005	1
32/18	2	1		1	634006	1
32/6	3			1	634010	1

Features: padlockable modular door.

Notes: the version with plug cannot be used as the main distribution board for construction sites.

SOFTWARE FOR THE PREPARATION OF ACS DISTRIBUTION BOARDS

Alternatively to the guide, a software to design, quote and certify customized ACS distribution boards is available.



The software is available at www.palazzoli.com



Universal distribution boards foldable with 8 sockets with **power plug** and **MCB protection IP65**

Main switch A / kW	Industrial socket-outlets				Palazzoli code	Pack Qty
	16A 2P+⊕	16A 3P+⊕	16A 3P+N+⊕	32A 3P+N+⊕		
32/6	4				638040*	1
32/6	8				638041	1
32/18	4	4			638042	1

Features: padlockable modular door.

*IP55 protection rating.

Note: the version with plug cannot be used as the main distribution board for construction sites.




Empty distribution board for wired distribution boards up to 4 interlocked or 8 fixed sockets

Outer dimensions (mm)	Side A	Side B	Palazzoli code	Pack Qty
329x572x325	12 modules	blind	634100	1

Features: padlockable modular door. Mushroom push-button not included

Technical accessories:



Stainless steel support for ACS Janus distribution boards

Manufacturing material	Palazzoli code	Pack Qty
galvanised and painted steel	601540	1

ENERGYBOX



Accessorisable

The multi-purpose handle can be equipped with floodlights and can be used as a cable winder.



Robust sockets

The integrated socket-outlet insert withstands the stresses of possible improper use.



Safe

Thanks to the conical groove, cables are in a tear prevention position.



ENERGY BOX is a complete range of Assemblies for Construction Sites (ACS) pre-wired boards that can be wall-mounted or installed on a support. The panels are made in a sturdy and handy two-component technopolymer cabinet with a fire-resistant backrest, which allows them to be stored and reused in the next construction site.

We recommend to install these distribution boards in civil building sites, market areas, outdoor events, festivals and temporary electrical distribution.

Compliance with standards	IEC/EN 61439-1 IEC/EN 61439-4
Material	Self-extinguishing high density technopolymer
Protection rating (IP according to IEC/EN 60529)	IP65
Colour	RAL5015
Resistance to abnormal heat and fire ("Glow wire" according to IEC/EN 60695-2-10)	960°C (enclosure and interlocked socket-outlets switch) 850°C (interlocked socket-outlet insert) 650°C (interlocked socket-outlet body)
Impact resistance (IK grade according to IEC/EN 62262)	IK10
Rated current	32A - 63A - 80A
Operating voltage	230V-400V
Operating frequency	50-60Hz
RCD protection type	AC
Insulation voltage	500V
Storage temperature	-30°C - +70°C
Operating temperature	-25°C - +50°C



GUIDE TO THE PREPARATION OF ACS DISTRIBUTION BOARDS

Palazzoli provides a step by step guide to choosing the correct part numbers for your installation and fulfilling all the documents that have to be submitted to inspectors for health and safety of the workers on the construction site.



The guide is free and can be downloaded at www.palazzoli.com

SOFTWARE FOR THE PREPARATION OF ACS DISTRIBUTION BOARDS

Alternatively to the guide, a software to design, quote and certify customised ACS distribution boards is available at



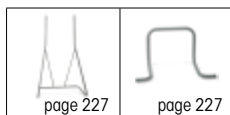
www.palazzoli.com



Main switch A/kW	Industrial socket-outlets		Palazzoli code	Pack Qty
	16A 2P+ \neq 230V	16A 3P+ \neq 400V		
63/20	12		610012	1
63/40	6	6	610606	1

Equipment included: emergency stop device, 4 brackets for \varnothing 30 mm conduit installation and 4 plates for wall installation.
Features: padlockable modular door.

Technical accessories:



Assemblies
for construction sites (ACS)
with **fixed socket-outlets**
protected by **MCB**
entry with **terminal block**
50-60Hz **IP65**



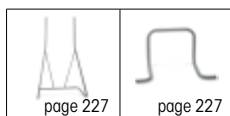
Main switch A/kW	Interlocked socket-outlets						2P+ \neq P30/P17 10/16A	Palazzoli code	Pack Qty
	16A 2P+ \neq 230V	16A 3P+ \neq 400V	16A 3P+N+ \neq 400V	32A 3P+ \neq 400V	32A 3P+N+ \neq 400V	63A 3P+ \neq 400V			
32/7	4						614101	1	
32/16	3	1					614102	1	
32/20	3			1			614103	1	
32/20	2	2					614104	1	
32/20	2	1	1				614105	1	
32/20	2	1		1			614106	1	
32/20	1	2		1			614107	1	
63/30	3	1		1			615101	1	
63/30	3	1			1		615102	1	
63/30	2	3					615103	1	
63/30	2	2		1			615104	1	
63/30	2	2			1		615105	1	
63/30	2	1		1		1	615106	1	
63/30	2	1	1		1		615107	1	
63/30	4	2					616101	1	
63/30	3	3					616102	1	
63/30	3	2		1			616103	1	
63/30	3	2			1		616104	1	
63/40	2	3		1			616105	1	
63/40	2	2		2			616106	1	
63/40	2		2		2		616107	1	
63/40	2	2		1	1		616108	1	
63/30	2	3				1	616109*	1	
63/30	2	2			1	1	616110*	1	

Equipment included: emergency stop device, 4 brackets for \varnothing 30 mm conduit installation and 4 plates for wall installation.

Features: padlockable modular door.

*IP55 protection rating.

Technical accessories:



Assemblies
for construction sites (ACS)
with **interlocked socket-outlets**
protected by **MCB**
entry with **terminal block**
50-60Hz **IP65**



Assemblies
for construction sites (ACS)
with **interlocked socket-outlets**
protected by **MCB**
entry with **inlet**
50-60Hz **IP65**

Main switch A/kW	Interlocked socket-outlets						Palazzoli code	Pack Qty
	16A 2P+ \neq 230V	16A 3P+ \neq 400V	16A 3P+N+ \neq 400V	32A 3P+ \neq 400V	32A 3P+N+ \neq 400V	63A 3P+ \neq 400V		
32/7	4						614001	1
32/16	3	1					614002	1
32/20	2	2					614003	1
32/20	2	1	1				614004	1
32/20	2	1		1			614005	1
63/30	3	1		1			615001	1
63/30	3	1			1		615002	1
63/30	2	2		1			615003	1
63/30	2	1		1		1	615004	1
63/30	2	1	1		1		615005	1
63/30	4	2					616001	1
63/30	3	3					616002	1
63/30	3	2		1			616003	1
63/30	3	2			1		616004	1
63/30	3		2		1		616005	1
63/40	2	3		1			616006	1
63/40	2	2		2			616007	1
63/40	2		2		2		616008	1
63/40	2	2		1	1		616009	1

Equipment included: emergency stop device. 4 brackets for \varnothing 30 mm conduit installation and 4 plates for wall installation.
Features: padlockable modular door.

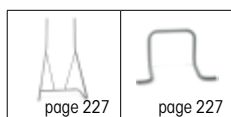


Assemblies
for construction sites (ACS)
with **interlocked socket-outlets**
protected by **fuses**
entry with **terminal block**
50-60Hz **IP65**

Main switch A/kW	Interlocked socket-outlets						Palazzoli code	Pack Qty		
	16A 2P+ \neq 230V	16A 3P+ \neq 400V	16A 3P+N+ \neq 400V	32A 2P+ \neq 230V	32A 3P+ \neq 400V	32A 3P+N+ \neq 400V			63A 3P+ \neq 400V	63A 3P+N+ \neq 400V
32/7	4						604101	1		
32/16	3	1					604102	1		
32/20	3			1			604103	1		
32/20	3				1		604104	1		
32/20	2	2					604105	1		
32/20	2	1	1				604106	1		
32/20	2	1			1		604107	1		
32/20	1	2			1		604108	1		
63/30	3	1			1		605101	1		
63/30	3	1				1	605102	1		
63/30	2	3					605103	1		
63/30	2	2			1		605104	1		
63/30	2	2				1	605105	1		
63/30	2	1	1			1	605106	1		
80/45	2	1			1		1	605107	1	
80/45	2		1			1		1	605108	1
63/30	4	2							606101	1
63/30	3	3							606102	1
63/30	3	2			1				606103	1
63/30	3	2				1			606104	1
63/40	2	3			1				606105	1
63/40	2	2			2				606106	1
63/40	2		2			2			606107	1
63/40	2	2			1	1			606108	1

Equipment included: emergency stop device. 4 brackets for \varnothing 30 mm conduit installation and 4 plates for wall installation.
Features: padlockable modular door.

Common technical accessories:





Empty distribution board
for wired assemblies
up to 6 socket-outlets

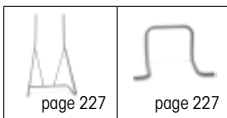
Description	Dimensions (mm)	Palazzoli code	Pack Qty
Empty box	680X605X340	501530	1

Equipment included: 4 brackets for fastening to a Ø 30 mm conduit and 4 plates for wall-mounting.

Features: the enclosure is designed to accommodate:

- M40 cable gland code 501590;
- enclosure with M40 cable gland and external emergency push-button code 501591;
- industrial plug.

Technical accessories:



page 227

page 227



Kit for entry
for ENERGYBOX
distribution boards
with **90° industrial inlet**
IP65

Rated current (A)	Rated voltage	Voltage colour	Poles	h ref.	Palazzoli code	Pack Qty
63	400V	●	3P+N+⊕	6	501595	1



Kit for entry
for ENERGYBOX distribution
boards with external
emergency push-button
cable gland and locknut
IP65

Threading	Fastening diameter (mm)	Palazzoli code	Pack Qty
M40x1.5	18 - 32	501591	1



Kit for entry
for ENERGYBOX distribution
boards with **cable gland**
elastomeric gasket and
locknut

Threading	Fastening diameter (mm)	Palazzoli code	Pack Qty
M40x1.5	18 - 32	501590	1



Cover
with **emergency push-button**
for ACS assemblies
IP55

For Energybox distribution board type	Palazzoli code	Pack Qty
6 PRIMA series interlocked socket-outlets	501560	1

Features: complete with warning lamp and 1 NO contact.



Box with emergency push-button
for ACS assemblies
IP55

For Energybox distribution board type	Palazzoli code	Pack Qty
from 4 PRIMA series interlocked socket-outlets	501565	1

Features: complete with warning lamp and 1 NO contact.

GUIDE TO THE PREPARATION OF ACS DISTRIBUTION BOARDS



501530

Board for the installation of 2 PRIMA sockets,
from page 82

Board for installation of 2 TopTER sockets
from page 70



579620

579735

ACS boards
6 sockets 27 DIN modules
(9+9+9)

ACS boards
6 sockets 18 DIN modules
(9+9)

ACS boards
4 sockets 18 DIN modules
(9+9)



3x code **579620**
or 3x code **579735**

3x code **579620**
or 3x code **579735**

2x code **579620**
or 2x code **579735**



Kit for ACS assemblies with **6 sockets internal emergency 6 topTERs** 16A and/or 32A

Outer dimensions (mm)	No. of DIN modules	Palazzoli code	Pack Qty
680x552x340	9+9	601532	1

Equipment included: M40 cable gland for Ø 18-32mm cables.
Features: padlockable modular door.




Kit for ACS assemblies with **6 sockets external emergency 6 topTERs** 16A and/or 32A


Outer dimensions (mm)	No. of DIN modules	Palazzoli code	Pack Qty
680x552x340	9+9+9	601632	1

Equipment included: M40 cable gland for Ø 18-32mm cables.
Features: padlockable modular door.

Technical accessories:



page 71



Kit for ACS assemblies with **5 socket-outlets internal emergency 4 topTERs** 16A and/or 32A 1 topTER 63A

Outer dimensions (mm)	No. of DIN modules	Palazzoli code	Pack Qty
680x552x340	5+12	601563	1

Equipment included: M40 cable gland for Ø 18-32mm cables.
Features: padlockable modular door.




Kit for ACS assemblies with **5 socket-outlets external emergency 4 topTERs** 16A and/or 32A 1 topTER 63A

Outer dimensions (mm)	No. of DIN modules	Palazzoli code	Pack Qty
680x552x340	12+5+12	601663	1

Equipment included: M40 cable gland for Ø 18-32mm cables.
Features: padlockable modular door.

Technical accessories:



Cable reel for **extension leads** complete with screws for **Energybox** boards

Manufacturing material	Palazzoli code	Pack Qty
galvanised and painted steel	501550	1

Equipment included: 2 brackets and screws for fixing to a Ø 30 mm pipe.



Tubular floor support for **ACS Energybox** distribution boards

Manufacturing material	Palazzoli code	Pack Qty
galvanised and painted steel	501540	1

Equipment included: 4 brackets for fixing to a Ø 30 mm pipe.



Compliance with standards	IEC/EN 61439-1 IEC/EN 61439-4
Material	Technopolymer
Protection rating (IP according to IEC/EN 60529)	IP66
Colour	RAL7035
Resistance to abnormal heat and fire ("Glow wire" according to IEC/EN 60695-2-10)	850°C (socket insert) 650°C (socket body - board)
Impact resistance (IK grade according to IEC/EN 62262)	IK08
Rated current	16A - 32A
Operating voltage	230V-400V
Operating frequency	50-60Hz
RCD protection type	AC
Insulation voltage	500V
Power plug	For anti-crushing heavy-duty applications
Cable length	4 m
Storage temperature	-30°C - +70°C
Operating temperature	-25°C - +50°C



Portable boards
with **3 sockets MCB**
and **RCD** protection
50-60Hz **IP66**

16A 2P+ \neq 230V	Sockets 16A 3P+ \neq 400V	Shuko bivalent domestic	Plug type	MCB - RCD protection	Palazzoli code	Pack Qty
3			2P+ \neq - 16A	16A 30mA	670030	1
2	1		3P+N+ \neq - 16A	16A 30mA	670031	1
1	2		3P+N+ \neq - 16A	16A 30mA	670032	1
2		1	2P+ \neq - 16A	16A 30mA	670033	1

Equipment included: 4 m of H 07 RN-F cable for connection to the plug.
Features: padlockable modular door.



Portable boards
with **4 sockets MCB**
and **RCD** protection
50-60Hz **IP66**

16A 2P+ \neq 230V	Sockets 16A 3P+ \neq 400V	Shuko bivalent domestic	Plug type	MCB - RCD protection	Palazzoli code	Pack Qty
4			2P+ \neq - 16A	16A 30mA	670040	1
3	1		3P+N+ \neq - 16A	16A 30mA	670041	1
2	2		3P+N+ \neq - 16A	16A 30mA	670042	1
	4		3P+ \neq - 16A	16A 30mA	670043	1
2		2	2P+ \neq - 16A	16A 30mA	670044	1

Equipment included: 4 m of H 07 RN-F cable for connection to the plug. Insulated handle for transport. Stainless steel plates for wall-mounting.
Features: padlockable modular door.



Portable boards
with **6 sockets MCB**
and **RCD** protection
50-60Hz **IP66**

16A 2P+ \neq 230V	Sockets 16A 3P+ \neq 400V	32A 3P+ \neq 400V	Plug type	MCB - RCD protection	Palazzoli code	Pack Qty
4	2		3P+N+ \neq - 32A	32A 30mA	670060	1
3	3		3P+N+ \neq - 32A	32A 30mA	670061	1
3	2	1	3P+N+ \neq - 32A	32A 30mA	670062	1
6			3P+N+ \neq - 32A	32A 30mA	670063	1

Equipment included: 4 m of H 07 RN-F cable for connection to the plug. Insulated handle for transport. Stainless steel plates for wall-mounting.
Features: padlockable modular door.

NOTES



The boards can be customised
with lateral emergency push-button.



Portable transformation boards
50-60Hz IP66

With transformer 2P 24V 150VA	Industrial 2P+ \neq 230V	MCB - RCD	Palazzoli code	Pack Qty
2	2	2P 16A	670130	1
2		2P 16A	670140	1

Equipment included: self-protected safety transformer, 4 m H 07 RN-F cable for connection to the plug, handle made of insulating material for transport.

Uses: indispensable in confined conductive areas such as pits, wells, chimneys, tanks and metallic or humid narrow passages and confined excavations in the ground.

Features: padlockable modular door.

Technical accessories:



page 75



Universal support for topTER, PRIMA and Energy Go
distribution boards

Manufacturing material	Palazzoli code	Pack Qty
width 239 mm and above	570010	1

Equipment included: 4 stainless steel screws for fastening the item to the distribution board.



Interlocked extension
with **rotoswitch**
and 20 m cable
IP66/IP67

Rated current (A)	Rated voltage (V)	Voltage colour	Poles	h ref.	Palazzoli code	Pack Qty
16	110	Yellow	2P+ \neq	4	670013	1
	230	Blue	2P+ \neq	6	670010	1
	400	Red	3P+ \neq	6	670011	1
		Red	3P+N+ \neq	6	670012	1

Equipment included: 20 m of H 07 RN-F 2.5 mm² cable for connection to the plug.

THE ONLY PORTABLE INTERLOCKED EXTENSION





The ENERGY METAL BOX range consists of construction site distribution boards in metal cabinets with technopolymer socket-outlets. The steel sheet enclosure is fitted with with double closure doors to prevent non-authorized persons from accessing connection and disconnection operations.

Compliance with standards	IEC/EN 61439-1 IEC/EN 61439-4
Material	15/10mm steel sheet (enclosure) 25/10mm steel sheet (back plate)
Paint	Hot-polymerised non-toxic polyester
Protection rating (IP according to IEC/EN 60529)	IP65
Colour	RAL5015
Impact resistance (IK grade according to IEC/EN 62262)	IK10
Rated current	63A - 80A - 100A - 125A - 200A
Operating voltage	400V
Operating frequency	50-60Hz
Insulation voltage	500V
Storage temperature	-30°C - +70°C
Operating temperature	-25°C - +50°C




Cabinet
in painted galvanised steel

Outer dimensions (mm)	Usable inner dimensions (mm)	Palazzoli code	Pack Qty
1160x740x430	1065x685	500884	1
1530x740x430	1430x685	500885	1

Equipment included: emergency push-button external to the distribution board.
Notes: power supply from below.

Technical accessories:



Pair of supports
for ACS assemblies

Dimensions (mm)	Palazzoli code	Pack Qty
590x690	500886	1



Assemblies for Construction Sites (ACS) in metal cabinet with **direct outlets** protected by **MCB** entry with **terminal block** 50-60Hz **IP65**

Main switch A/kW	MCBs					Palazzoli code	Pack Qty
	230V 2P		400V 4P				
	16A	25A	16A	32A	63A		
63/40	2		2	1		675101	1
80/50	2		1	2		675102	1
125/78			2	2	2	676101	1
125/78				4	2	676102	1
100/62	2		1	4		677101	1
125/78		2		3	2	677102	1
100/62	3		1	4		678101	1
125/78		3		3	2	678102	1

Equipment included: emergency push-button external to the distribution board.

Features: padlockable modular door.

Notes: power supply from below.



Assemblies for Construction Sites (ACS) in metal cabinet with **interlocked socket-outlets** protected by **MCB** entry with **terminal block** 50-60Hz **IP65**

Main switch A/kW	Interlocked socket-outlets						Palazzoli code	Pack Qty
	16A 2P+≐ 230V	16A 3P+≐ 400V	32A 3P+≐ 400V	32A 3P+N+≐ 400V	63A 3P+≐ 400V	63A 3P+N+≐ 400V		
63/30	3	1	1				675001	1
100/60	1	2	1	1			675002	1
100/50	3	2	1				676001	1
100/50	3	2		1			676002	1
100/50	2	3		1			676003	1
100/60	2	2	2				676004	1
100/60	3	2	2				677001	1
100/60	2	2	3				677002	1
200/100	2	2	2			1	677003	1
100/60	2	2		3			677004	1
200/100	3	2	2			1	678001	1
200/100	2	2		2	1	1	678002	1

Equipment included: emergency push-button external to the distribution board.

Features: padlockable modular door.

Notes: power supply from below.



Assemblies for Construction Sites (ACS) in metal cabinet with **interlocked socket-outlets** protected by **fuses** entry with **terminal block** 50-60Hz **IP65**

Main switch A/kW	Interlocked socket-outlets						Palazzoli code	Pack Qty
	16A 2P+≐ 230V	16A 3P+≐ 400V	32A 3P+≐ 400V	32A 3P+N+≐ 400V	63A 3P+≐ 400V	63A 3P+N+≐ 400V		
63/100	3	1	1				685001	1
100/60	1	2	1	1			685002	1
100/50	3	2	1				686001	1
100/50	3	2		1			686002	1
100/50	2	3		1			686003	1
100/60	2	2	2				686004	1
100/60	3	2	2				687001	1
100/60	2	2	3				687002	1
200/100	2	2	2			1	687003	1
100/60	2	2		3			687004	1
200/100	3	2	2			1	688001	1
200/100	2	2		2	1	1	688002	1

Equipment included: emergency push-button external to the distribution board.

Features: padlockable modular door.

Notes: power supply from below.



ENERGY TAIS is a highly professional range of pre-wired ACS distribution boards for installation on stands with IP65 protection rating.

The interlocked socket-outlets are made in reinforced thermosetting GRP with excellent resistance to hydrocarbons, mineral oils, alcohol and corrosive atmospheres.

In the ENERGY TAIS series individual outlets are protected by means of MCBs or fuses, general protection is ensured by means of MCB and RCD, and the illuminated emergency push-button acts on the main switch by means of a release coil.

Compliance with standards	IEC/EN 61439-1 IEC/EN 61439-4
Material	Palazzoli Thermosetting GRP (boards on plates) AISI 304 stainless steel (plate and canopy)
Protection rating (IP according to IEC/EN 60529)	IP65
Impact resistance (IK grade according to IEC/EN 62262)	IK10
Rated current	63A - 100A - 200A
Operating voltage	400V
Operating frequency	50-60Hz
RCD protection type	AC
Insulation voltage	500V
Storage temperature	-50°C - +80°C
Operating temperature	-25°C - +50°C



Junction box
with terminal block and canopy for installation on stand with stainless steel plate 50-60Hz **IP65**

Enclosure dimensions (mm)	For boards type	Terminal block	No. of entries	Entry type	Palazzoli code	Pack Qty
185x185	MT1/FS1	4x25mm ²	3	Pg36	500601	1
250x250	MT2/FS2	4x70mm ²	3	Pg42	500602	1
370x500	MT3/FS3	4x200mm ²	3	Pg48	500603	1

Equipment included: complete with canopy, cable glands and terminal block.

Uses: it is fixed in a special seat behind the stand. Suitable for the distribution of large loads.



Frames on stand
with AISI 304 stainless steel plate and canopy

Outer dimensions (mm)	Internal usable dimensions (mm)	Weight (kg)	Palazzoli code	Pack Qty
803x1335x565	700x600	38	501500	1
1118x1335x565	1000x600	58	501501	1
1313x1335x565	1200x600	51	501502	1
1853x1685x748	1750x840	93	501503	1

Technical accessories:

 page 70	 page 97	 page 110	 page 119
------------------------------------------------------------------------------------------------	-------------------------------------------------------------------------------------------------	---------------------------------------------------------------------------------------------------	---------------------------------------------------------------------------------------------------



Assemblies
for construction sites (ACS)
on stand with stainless steel
plate with **direct outlets**
protected by **MCB**
50-60Hz **IP65**

Main switch A/kW	MCBs 400V 4P				Frame type	Palazzoli code	Pack Qty
	16A	25A	32A	63A			
100/60		1	4		MT1	500890	1
200/120		1	3	1	MT1	500891	1
200/120		1	4	1	MT2	500892	1
200/150		1	2	3	MT2	500893	1
200/120	1	2	3	1	MT2	500894	1
200/150		2	3	2	MT2	500895	1
200/120	1	3	3	1	MT3	500896	1
200/150		3	3	2	MT3	500897	1

Features: emergency mushroom button and warning light. Voltage indicator lamp.



Assemblies
for construction sites (ACS)
on stand with stainless steel
plate with **interlocked
socket-outlets** protected
by **MCB**
50-60Hz **IP65**

Main switch A/kW	Interlocked socket-outlets							Transf. 16A 2P 24V	Frame type	Palazzoli code	Pack Qty
	16A 2P+≐ 230V	16A 3P+≐ 400V	16A 3P+N+≐ 400V	32A 3P+≐ 400V	32A 3P+N+≐ 400V	63A 3P+≐ 400V	63A 3P+N+≐ 400V				
63/35	3	1			1				MT1	500770	1
63/35	2	2		1					MT1	500767	1
63/35	2	2		1	1				MT1	500766	1
63/35	2		2		1				MT1	500768	1
63/35	3	1		1					MT1	500753	1
63/35	4	2							MT1	500762	1
100/50	2	2		2					MT2	500817	1
100/50	2	2			2				MT2	500816	1
63/35	2	2			1		1	MT1	500750	1	
100/50	2			4			1	MT2	500792	1	
100/50	2	2		3				MT2	500802	1	
100/50	2	2		2			1	MT2	500800	1	
100/50	2	2			3			MT2	500801	1	
100/50	2	2		2	2		1	MT2	500790	1	
100/50	2	2			2		1	MT3	500843	1	
200/100	2	2		2			1	1	MT3	500841	1
200/100	2	2			2		1	1	MT3	500840	1
200/100	3	3		2		1			MT3	500835	1
200/100	3	3			2		1		MT3	500833	1
200/100	2	2		2		1	2	MT3	500831	1	
200/100	2	2			2		1	2	MT3	500830	1

Features: emergency mushroom button and warning light. Voltage indicator lamp.



Assemblies
for construction sites (ACS)
on stand with stainless steel
plate with **interlocked
socket-outlets** protected
by **fuses**
50-60Hz **IP65**

Main switch A/kW	Interlocked socket-outlets							Transf. 16A 2P 24V	Frame type	Palazzoli code	Pack Qty
	16A 2P+≐ 230V	16A 3P+≐ 400V	16A 3P+N+≐ 400V	32A 3P+≐ 400V	32A 3P+N+≐ 400V	63A 3P+≐ 400V	63A 3P+N+≐ 400V				
63/35	3	2							FS1	500874	1
63/35	3	1		1					FS1	500863	1
63/35	2	3							FS1	500872	1
63/35	2	2		1					FS1	500860	1
63/35	2	2			1				FS1	500861	1
100/50	2					2		2	MT2	500918	1
100/50	3	3			2				MT2	500916	1
100/50	3	2		2				1	MT2	500903	1
100/50	3	2			2			1	MT2	500904	1
100/50	2	2		2				2	MT2	500900	1
200/100	3	3			2		1		MT3	500949	1
200/100	4	2		2		1		1	MT3	500941	1
200/100	4	2			2		1	1	MT3	500943	1
200/100	4	2		2		1		2	MT3	500930	1
200/100	4	4		2		1			MT3	500933	1
200/100	4	4			2		1		MT3	500934	1
200/100	4	4		2			1		MT3	500935	1
200/100	4	2	2		2		1		MT3	500936	1

Features: emergency mushroom button and warning light. Voltage indicator lamp.



TIGUA LED
street lighting systems in
painted die-cast aluminium
page 236



TIGUA LED
tunnel light fixtures in painted
die-cast aluminium
page 238



T54
tunnel light fixtures in
anodised extruded aluminium
page 242



TUNNEL54
junction boxes
with insulation-piercing
page 244



TUNNEL54
fire-resistant junction boxes
with terminal block
page 248



TUNNEL54

For ventilation systems



TUNNEL54

fire-resistant sockets
for fans up to 47kW

page 250



TUNNEL54

fire-resistant sockets
for fans up to 117kW

page 253



TUNNEL54

fire-resistant
reducers

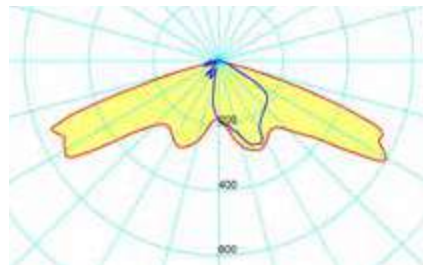
page 252

TIGUA LED




Lights up more

The high power LEDs ensure maximum optimisation of the light output.



Lights up everywhere

This range of lighting systems enables to develop any lighting project for streets, squares, pedestrian precincts, etc.



Reliable

Heat sinks are designed to increase heat conduction while preserving luminous flux.



TIGUA LED Street is Palazzoli's new range of lighting systems that represents the best solution for the lighting of roads, crossings, roundabouts, motorway junctions and car parks. The body is in die-cast aluminium EN 44300 with a very low copper content and anti-corrosion treatment for maximum resistance in harsh environments.

Compliance with standards
Directive 2014/35/EU
EN 60598-1
EN 60598-2-3
EN 62471
EN 62493
IEC/TR 62778
Directive 2014/30/EU
EN 55015
EN 61547
EN 61000-3-2
EN 61000-3-3
Directive 2011/65/EU
EN 50581

Body material	Die-cast aluminium EN 44300
Surface treatment	Fluoro-zirconium treatment
Diffuser material	Extra clear tempered glass
Protection rating (IP according to IEC/EN 60529)	IP66
Paint	Hot-polymerised non-toxic polyester
Colour	RAL 7011
Impact resistance (IK rating according to IEC/EN 62262)	IK08
Corrosion class	C4 according to ISO9223
Weight	7.5kg
Side surface exposed to the wind	0.031m²
LED device efficiency	115 lm/W
Colour temperature	4000k (other temperatures on request)
CRI	≥ 70
Insulation class	II (I on request)
Supply voltage	200 -240 V 50-60 Hz
Input surge protection	8kV common mode 10 kV differential mode EN 61000
Residual flicker	< 1%
Photobiological risk	Exempt
Power factor	> 0.98
Max conductor cross-section	1.5 mm²
Entry cable diameter	7-13 mm
Driving current	700mA (from 350 to 750mA on request)
Estimated device lifetime	L90 B10 @ 110,000h Tq=-30 °C - +40 °C
Storage temperature	-40 °C - +70 °C
Operating temperature	-30 °C - +45 °C

The photometric curves (LDT files) are available on www.palazzolilux.com



LED roadway lighting systems for 42-60 mm pole-top with **ST1 roadway wide beam optics IP66**

No. of LEDs	Device power (W)	Rated flux (lm) T _j = 25 °C	Photometric curves	Palazzoli code	Pack Qty
4	35	5220	24	811954	1
6	51	7830	24	811956	1
9	75	11745	24	811959	1
12	100	15660	24	811962	1
15	124	19575	24	811965	1

Equipment included: 42-60 mm pole mounting bracket.
Power supply with quick-coupling 2P connector.

Features: adjustment for pole-top application from 0° to +15°.
Wall mount arm adjustment from 0° to -20°.

Notes: stated values are intended as having +/- 7% tolerances.
Dimmable version on request



LED roadway lighting systems for 42-60 mm pole-top with **ST2 roadway narrow beam optics IP66**

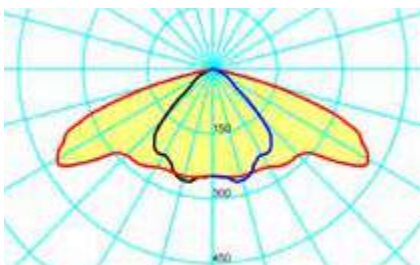
No. of LEDs	Device power (W)	Rated flux (lm) T _j = 25 °C	Photometric curves	Palazzoli code	Pack Qty
4	35	5220	25	811974	1
6	51	7830	25	811976	1
9	75	11745	25	811579	1
12	100	15660	25	811582	1
15	124	19575	25	811590	1

Equipment included: 42-60 mm pole mounting bracket.
Power supply with quick-coupling 2P connector.

Features: adjustment for pole-top application from 0° to +15°.
Wall mount arm adjustment from 0° to -20°.

Notes: stated values are intended as having +/- 7% tolerances.
Dimmable version on request

TIGUA LED



High performance

State-of-the-art LEDs allow economical and technical advantages to the product.



High flexibility

Dedicated fixing systems allow the use of TIGUA in any installation.



Maximum luminance

The variety of optics used allows for maximum versatility of customised solutions.



TIGUA LED TUNNEL is the new tunnel light fixture that represents the best solution for permanent and reinforced lighting in road, railway and underground tunnels. The body is in die-cast aluminium EN 44300 with a very low copper content and anti-corrosion treatment for maximum resistance in harsh environments. All versions are available on request with dimming and/or control system.

Compliance with standards
Directive 2014/35/EU
EN 60598-1
EN 60598-2-3
EN 62471
EN 62493
IEC/TR 62778
Directive 2014/30/EU
EN 55015
EN 61547
EN 61000-3-2
EN 61000-3-3
Directive 2011/65/EU
EN 50581

Body material	Die-cast aluminium EN 44300
Surface treatment	Fuoro-zirconium treatment
Diffuser material	Extra clear tempered glass
Protection rating (IP according to IEC/EN 60529)	IP66
Paint	Hot-polymerised non-toxic polyester
Colour	RAL 7011
Impact resistance (IK rating according to IEC/EN 62262)	IK08
Corrosion class	C4 according to ISO 9223
LED device efficiency	115 lm/W
Colour temperature	4000K (5000K on request)
CRI	≥ 70 (CRI 75-CRI 80 on request)
Insulation class	II (I on request)
Supply voltage	200 -240 V 50-60 Hz
Power cable	FTG10(O)M1 L1.5m
Power plug	16A 2P IP66 IEC EN 60309-1; IEC EN 60309-2
Input surge protection	8kV common mode 10 kV differential mode EN 61000
Residual flicker	< 1%
Photobiological risk	Exempt
Power factor	> 0.98
Driving current	700mA (from 350 to 750mA on request)
Estimated device lifetime	L90 B10 @ 110,000h Tq= -30 °C to +40 °C
Storage temperature	-40 °C - +70 °C
Operating temperature	-30 °C - +45 °C

The photometric curves (LDT files) are available on www.palazzolilux.com



LED tunnel floodlights with **axially symmetrical** and **transversally symmetrical** optics **PS1 IP66**

No. of LEDs	Device power (W)	Rated flux (lm) Tj= 25 °C	Photometric curves	Palazzoli code	Pack Qty
4	35	5220	26	811304	1
8	67	10440	26	811308	1
12	100	15660	26	811312	1
8+8	134	20880	26	811316	1
8+12	167	26100	26	811320	1
12+12	200	31320	26	811324	1
14+14	232	36.540	26	811328	1
12+12+12	300	46980	26	811336	1
14+14+14	349	54810	26	811342	1

Notes: stated values are intended as having +/- 7% tolerances.
Dimmable version on request



LED tunnel floodlights with **axially symmetrical** and **transversally symmetrical** optics **PS3 IP66**

No. of LEDs	Device power (W)	Rated flux (lm) Tj= 25 °C	Photometric curves	Palazzoli code	Pack Qty
4	35	5220	27	811404	1
6	51	7830	27	811406	1
8	67	10440	27	811408	1
12	100	15660	27	811412	1
14	116	18270	27	811414	1
8+8	134	20880	27	811416	1
8+12	167	26100	27	811420	1
12+12	200	31320	27	811424	1
14+14	232	36.540	27	811428	1
12+12+12	300	46980	27	811436	1
14+14+14	349	54810	27	811442	1

Notes: stated values are intended as having +/- 7% tolerances.
Dimmable version on request



LED tunnel floodlights with **axially symmetrical** and **transversally symmetrical optics 20° PA1 IP66**

No. of LEDs	Device power (W)	Rated flux (lm) Tj= 25 °C	Photometric curves	Palazzoli code	Pack Qty
6	51	7830	28	811356	1
12	100	15660	28	811362	1
9+9	150	23490	28	811368	1
12+12	200	31320	28	811374	1
15+15	249	39150	28	811380	1
12+12+12	300	46980	28	811386	1
14+14+14	349	54810	28	811392	1

Notes: stated values are intended as having +/- 7% tolerances.
Dimmable version on request



LED tunnel floodlights with **axially counter-beam** and **transversally symmetrical optics RS1 IP66**

No. of LEDs	Device power (W)	Rated flux (lm) Tj= 25 °C	Photometric curves	Palazzoli code	Pack Qty
9	75	11745	30	811509	1
12	100	15660	30	811512	1
15	124	19575	30	811515	1
9+9	150	23490	30	811518	1
12+12	200	31320	30	811524	1
15+15	249	39150	30	811530	1
12+12+12	300	46980	30	811536	1
15+15+15	373	58.725	30	811545	1

Notes: stated values are intended as having +/- 7% tolerances.
Dimmable version on request



LED tunnel floodlights with **axially symmetrical** and **transversally symmetrical optics 25° PA3 IP66**

No. of LEDs	Device power (W)	Rated flux (lm) Tj= 25 °C	Photometric curves	Palazzoli code	Pack Qty
6	51	7830	29	811456	1
12	100	15660	29	811462	1
9+9	150	23490	29	811468	1
12+12	200	31320	29	811474	1
15+15	249	39150	29	811480	1
12+12+12	300	46980	29	811486	1
14+14+14	349	54810	29	811492	1

Notes: stated values are intended as having +/- 7% tolerances.
Dimmable version on request



LED tunnel floodlights with **axially 50° counter-beam** and **transversally symmetrical optics RS2 IP66**

No. of LEDs	Device power (W)	Rated flux (lm) Tj= 25 °C	Photometric curves	Palazzoli code	Pack Qty
6	51	7830	31	811556	1
9	75	11745	31	811559	1
12	100	15660	31	811562	1
15	124	19.660	31	811565	1
9+9	150	23490	31	811568	1
12+12	200	31320	31	811574	1
15+15	249	39150	31	811580	1
12+12+12	300	46980	31	811586	1
15+15+15	373	58.725	31	811595	1

Notes: stated values are intended as having +/- 7% tolerances.
Dimmable version on request



Pair of quick fitting
AISI 304 stainless steel
supports

Manufacturing material	Channel dimensions	Palazzoli code	Pack Qty
AISI 304 stainless steel	100X75	811900	1
	200X75	811901	1
	300X75	811902	1
	100X100	811903	1
	200X100	811904	1
	300X100	811905	1



Pair of quick fitting
AISI 304 stainless steel
supports for transversal
adjustment

Manufacturing material	Channel dimensions	Palazzoli code	Pack Qty
AISI 304 stainless steel	100X75	811925	1
	200X75	811926	1
	300X75	811927	1
	100X100	811928	1
	200X100	811929	1
	300X100	811930	1



Pair of quick fitting
AISI 304 stainless steel
supports for
axial adjustment

Manufacturing material	Axial adjustment	Channel dimensions	Palazzoli code	Pack Qty
AISI 304 stainless steel	6°	100X75	811931	1
		200X75	811932	1
		300X75	811933	1
		100X100	811934	1
		200X100	811935	1
		300X100	811936	1
	8°	100X75	811937	1
		200X75	811938	1
		300X75	811939	1
		100X100	811940	1
		200X100	811941	1
		300X100	811942	1
	10°	100X75	811943	1
		200X75	811944	1
		300X75	811945	1
		100X100	811946	1
		200X100	811947	1
		300X100	811948	1



Pair of supports
in AISI 304 stainless steel
direct screw mounting

Manufacturing material	Palazzoli code	Pack Qty
AISI 304 stainless steel	811906	1



Pair of adjustable supports
in AISI 304 stainless steel
direct screw mounting

Manufacturing material	Palazzoli code	Pack Qty
AISI 304 stainless steel	811907	1



The T54 LED range is the system of light fixtures for entrances and central parts of the tunnels. The T54 LED range has great installation flexibility thanks to the broad selection of accessories. All versions are available on request with dimming and/or control system.

Compliance with standards
Directive 2014/35/EU
EN 60598-1
EN 60598-2-3
EN 62471
EN 62493
IEC/TR 62778
Directive 2014/30/EU
EN 55015
EN 61547
EN 61000-3-2
EN 61000-3-3
Directive 2011/65/EU
EN 50581

Body material	Black anodised extruded aluminium alloy
Support material	AISI 304 stainless steel (AISI 316L on request)
Diffuser material	Extra clear tempered glass
Protection rating (IP according to IEC/EN 60529)	IP66
Impact resistance (IK grade according to IEC/EN 62262)	IK08
Corrosion class	C4 according to ISO 9223
LED device efficiency	115 lm/W
Colour temperature	4000K (5000K on request)
CRI	≥ 70 (CRI 75-CRI 80 on request)
Insulation class	II (class I on request)
Supply voltage	200-240V 50/60Hz
Power cable	FTG10(O)M1 L.1.5m
Power plug	16A 2P IP66 IEC EN 60309-1; IEC EN 60309-2
Input surge protection	8kV common mode 10kV differential mode EN 61000
Residual flicker	< 1%
Photobiological risk	Exempt
Power factor	> 0.98
Driving current	700mA (from 350 to 750mA on request)
Estimated device lifetime	L90 B10 @110,000h Tq=-30 °C - +40 °C
Storage temperature	-40 °C - +70 °C
Operating temperature	-30°C - +45°C

The photometric curves (LDT files) are available on www.palazzolilux.com



LED tunnel floodlights with **axially symmetrical** and **transversally symmetrical optics PS1 IP66**

No. of LEDs	Device power (W)	Rated flux (lm) Tj= 25 °C	Photometric curves	Palazzoli code	Pack Qty
4	35	5220	26	154304	1
8	67	10440	26	154308	1
12	100	15660	26	154312	1

Notes: stated values are intended as having +/- 7% tolerances. Dimmable version on request



LED tunnel floodlights with **axially symmetrical** and **transversally symmetrical optics PS3 IP66**

No. of LEDs	Device power (W)	Rated flux (lm) Tj= 25 °C	Photometric curves	Palazzoli code	Pack Qty
4	35	5220	27	154704	1
6	51	7830	27	154706	1
8	67	10440	27	154708	1
12	100	15660	27	154712	1
18	150	23490	27	154718	1
24	200	31320	27	154724	1
30	249	39150	27	154730	1
36	300	46980	27	154736	1
42	349	54810	27	154742	1
48	398	62640	27	154748	1
54	448	70.470	27	154754	1

Notes: stated values are intended as having +/- 7% tolerances. Dimmable version on request



LED tunnel floodlights with axially symmetrical and **20° transversally symmetrical optics PA1 IP66**

No. of LEDs	Device power (W)	Rated flux (lm) Tj= 25 °C	Photometric curves	Palazzoli code	Pack Qty
6	51	7830	28	154406	1
12	100	15660	28	154412	1
18	150	23490	28	154418	1
24	200	31320	28	154424	1
30	249	39150	28	154430	1
36	300	46980	28	154436	1
42	349	54810	28	154442	1
48	398	62640	28	154448	1
54	448	70.470	28	154454	1

Notes: stated values are intended as having +/- 7% tolerances. Dimmable version on request



LED tunnel floodlights with axially symmetrical and **25° transversally symmetrical optics PA3 IP66**

No. of LEDs	Device power (W)	Rated flux (lm) Tj= 25 °C	Photometric curves	Palazzoli code	Pack Qty
6	51	7830	29	154806	1
12	100	15660	29	154812	1
18	150	23490	29	154818	1

Notes: stated values are intended as having +/- 7% tolerances.
Dimmable version on request



Pair of quick fitting AISI 304 stainless steel supports for fixing of LED light fixtures

Manufacturing material	Channel dimensions	Palazzoli code	Pack Qty
AISI 304 stainless steel	100x75	151910	1
	200x75	151911	1
	300x75	151912	1
	100x100	151913	1
	200x100	151914	1
	300x100	151915	1



LED tunnel floodlights with axially **60° counter-beam** and **transversally symmetrical optics RS1 IP66**

No. of LEDs	Device power (W)	Rated flux (lm) Tj= 25 °C	Photometric curves	Palazzoli code	Pack Qty
4	35	5220	30	154604	1
6	51	7830	30	154606	1
8	67	10440	30	154608	1
12	100	15660	30	154612	1
18	150	23490	30	154618	1
24	200	31320	30	154624	1
30	249	39150	30	154630	1
36	300	46980	30	154636	1
42	349	54810	30	154642	1
48	398	62640	30	154648	1
54	448	70.470	30	154654	1

Notes: stated values are intended as having +/- 7% tolerances.
Dimmable version on request



Pair of quick fitting AISI 304 stainless steel supports for fixing of LED light fixtures

Manufacturing material	Channel dimensions	Palazzoli code	Pack Qty
AISI 304 stainless steel	100x75	151920	1
	200x75	151921	1
	300x75	151922	1
	100x100	151923	1
	200x100	151924	1
	300x100	151925	1

TUNNEL54






TUNNEL54

You can wire them in less than a minute thanks to the calibrated breaking system and universal gaskets



TUNNEL54 boxes in aluminium alloy have been tested under severe temperature conditions in order to be used in emergency circuits of roadway tunnels.

In both the technopolymer and aluminium alloy versions the protection fuse can be replaced with maximum safety, as access to it does not require opening the box.



The three-blade perforating system avoids cutting and section reductions.

The pre-set screw guarantees the connection without the need of torque wrenches.

The universal gasket allows acceptance of all cables from 6 to 35 mm², avoiding the need for specifically sized glands.

Suitable for ordinary and emergency lighting in roadway, railway and underground tunnels.



The TUNNEL54 series is a range of devices dedicated to lighting systems. It includes specific products for junctions made in aluminium alloy or in reinforced self-extinguishing technopolymer, with IP66 protection rating.

They consist of quick wiring insulation-piercing boxes, with universal entry of cables up to 35mm² or with ceramic terminal block.

The junction boxes for emergency systems guarantee continuity of service at 850°C for 90 minutes, are processed with ecological fluorizirconic passivation treatment and painted with hot-polymerised non-toxic polyester powders. The connections can be achieved by means of a plug-type socket IEC/EN 60309-1 and IEC/EN 60309-2, or by means of a cable gland.



Compliance with standards	CEI EN 50200 CEI EN 50362 European Directive 2004/54/EC ANAS 7735 memorandum Guidelines for safety planning in road tunnels IEC/EN 60309-1 IEC/EN 60309-2
Material	Aluminium alloy (emergency circuit boxes) Reinforced halogen free technopolymer (boxes for ordinary circuits)
Protection rating (IP according to IEC/EN 60529)	IP66
Colour	RAL5012 (box cover) RAL7035 (box base)
Resistance to abnormal heat and fire ("Glow wire" according to IEC/EN 60695-2-10)	960°C (ordinary circuit boxes)
Flammability rating (according to UL94)	V0 (ordinary circuit boxes)
Operating temperature resistance	850°C for 90' (emergency circuit boxes)
Impact resistance (IK grade according to IEC/EN 62262)	IK10
Insulation class	I and II
Fuse type	E14 - D01 (boxes for emergency circuits) Cylindrical 5x20 (boxes for ordinary circuits)
Cable gland type	In nickered brass with metric ISO threading



Resistance to chemical agents

WATER	SALINE SOLUTION	ACIDS		BASES		SOLVENTS			
		CONCENTRATED	DILUTED	CONCENTRATED	DILUTED	ALCOHOL	ACETONE	PERCHLORO-ETHYLENE	BENZENE
↑	↑	↓	→	→	↑	↑	↑	↑	↑
OILS		FATS		AMMONIA	OXIDISERS	INORGANIC SALTS	GASOLINE	DETERGENTS	U.V. RAYS
MINERAL	VEGETABLE	ANIMAL	SYNTHETIC						
↑	↑	↑	↑	↑	→	↑	↑	↑	↑

Legend: ↑ high resistance → partial resistance ↓ low resistance



Junction boxes in reinforced **insulation-piercing** technopolymer for single-pole cables with **socket** for **ordinary circuits IP66**

2P+ \neq
230V

Line cable cross-section (mm ²)	Class	Outer dimensions (mm)	Protections	Palazzoli code	Pack Qty
4 - 16	II	164x242x135	-	158201	1
4 - 16	II	164x242x135	1 4A fuse (L)	158211	1

Note: special configurations on request.



Junction boxes in aluminium alloy with **insulation-piercing** for single-pole cables with **2 cable glands** for **emergency circuits IP66 - 850°C 90'**

2xM20
Ø 7-13mm

Line cable cross-section (mm ²)	Class	Outer dimensions (mm)	Protections	Palazzoli code	Pack Qty
4-35	I	247x225x130	1 6A fuse (L)	157012	1
4-35	I	247x225x130	2 6A fuses (L+N)	157112	1
4-35	II	247x225x130	1 6A fuse (L)	158012	1
4-35	II	247x225x130	2 6A fuses (L+N)	158112	1

Note: special configurations on request.



Junction boxes in aluminium alloy with **insulation-piercing** for single-pole cables with **socket** for **emergency circuits IP66 - 850°C 90'**

2P+ \neq
230V

Line cable cross-section (mm ²)	Class	Outer dimensions (mm)	Protections	Palazzoli code	Pack Qty
4-35	I	247x225x130	1 4A fuse (L)	157001	1
4-35	I	247x225x130	2 4A fuses (L+N)	157101	1
4-35	II	247x225x130	1 fuse 4A (L)	158001	1
4-35	II	247x225x130	2 4A fuses (L+N)	158101	1

Note: special configurations on request.



Supports for insulation-piercing boxes in aluminium alloy

Manufacturing material	Palazzoli code	Pack Qty
AISI 304 stainless steel	157050	20
Galvanised and RAL 7035 painted steel	157051	20

Notes: suitable for channels with maximum height of 100 mm.



Junction boxes in aluminium alloy with **insulation-piercing** for single-pole cables with **cable gland** for **emergency circuits IP66 - 850°C 90'**

M20
Ø 7-13mm

Line cable cross-section (mm ²)	Class	Outer dimensions (mm)	Protections	Palazzoli code	Pack Qty
4-35	I	247x225x130	1 4A fuse (L)	157011	1
4-35	I	247x225x130	2 4A fuses (L+N)	157111	1
4-35	II	247x225x130	1 fuse 4A (L)	158011	1
4-35	II	247x225x130	2 4A fuses (L+N)	158111	1

Note: special configurations on request.



Screws for fixing the junction boxes in aluminium alloy to a bracket

Manufacturing material	Palazzoli code	Pack Qty
Stainless steel	157060	100



The aluminium alloy boxes of the TUNNEL54 series are suitable for ordinary and emergency lighting systems. The fire resistance guarantees continuity of service at 850°C for 90 minutes according to standard IEC/EN 50362. The terminal block is made with brass conducting bars and double screw anti-loosening terminals on a ceramic base. The radially clamped tear-proof cable glands in nickel-plated brass have IP68 protection rating and are fixed on threaded holes without the aid of the locknut. The minimum wall thickness is 3.5 mm. Grounding is ensured by the M6 screw terminal, both internally and externally.

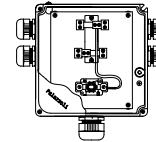
Compliance with standards
CEI EN 50200
CEI EN 50362
European Directive 2004/54/EC
ANAS 7735 memorandum
Guidelines for safety planning in road tunnels
IEC/EN 60309-1
IEC/EN 60309-2

Boxes material	Aluminium alloy
Terminal blocks material	Ceramic (base) Brass (terminals)
Protection rating (IP according to IEC/EN 60529)	IP66
Colour	RAL5012 (box cover) RAL7035 (box base)
Operating temperature resistance	850° C for 90'
Impact resistance (IK grade according to IEC/EN 62262)	IK10
Insulation class	I
Fuse type	E14 - D01
Cable gland type	In nicked brass with metric ISO threading



M25
Ø 8-16mm

Junction boxes in aluminium alloy with terminal block for multi-pole cables with cable glands for emergency circuits IP66 - 850°C 90'



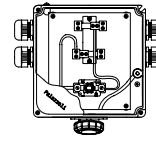
Line cable cross-section (mm ²)	Terminals poles/section (mm ²)	Outer dimensions (mm)	Line cable glands (ømm)	Palazzoli code	Pack Qty
2x (1x4)-2x (1x6)	2x6	185x185x105	M16 (4-9,5)	151011	1
2x (1x10)-2x (1x16)	2x16	185x185x105	M20 (7-13)	151022	1
2x (1x25)-2x (1x35)	2x40	185x252x152	M25 (8-16)	151034	1
2x (1x50)-2x (1x70)	2x70	252x315x193	M32 (11-21)	151045	1

Equipment included: reduction inserts for cable glands.
Notes: special configurations on request.



2P+≐
230V

Junction boxes in aluminium alloy with terminal block for single-pole cables with socket for emergency circuits IP66 - 850°C 90'

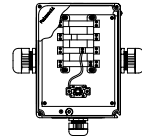


Line cable cross-section (mm ²)	Terminals poles/section (mm ²)	Outer dimensions (mm)	Line cable glands (ømm)	Palazzoli code	Pack Qty
2x (1x4)-2x (1x6)	2x6	185x185x105	M16 (4-9,5)	151311	1
2x (1x10)-2x (1x16)	2x16	185x185x105	M20 (7-13)	151322	1
2x (1x25)-2x (1x35)	2x40	185x252x152	M25 (8-16)	151334	1
2x (1x50)-2x (1x70)	2x70	252x315x193	M32 (11-21)	151345	1

Equipment included: reduction inserts for cable glands.
Notes: special configurations on request.



M25
Ø 8-16mm



Junction boxes in aluminium alloy with **terminal block** for **multi-pole cables** with **cable glands** for emergency circuits **IP66 - 850°C 90'**

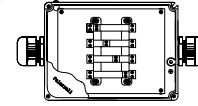
Line cable cross-section (mm ²)	Terminals poles/section (mm ²)	Outer dimensions (mm)	Line cable glands (ømm)	Palazzoli code	Pack Qty
4x4 - 4x6	4x6	185x252x152	M32 (11-21)	151241	1
4x10	4x16	185x252x152	M32 (11-21)	151242	1
4x16	4x16	185x252x152	M40 (15-27)	151252	1
4x25 - 4x35	4x40	185x252x152	M40 (15-27)	151264	1
3x50+25 - 3x70+35	4x70	252x315x193	M50 (22-35)	151275	1
70	4x70	252x315x193	M63 (35-48)	151285	1

Equipment included: reduction inserts for cable glands.

Notes: special configurations on request.



Line junction boxes for power supply lines for tunnel light fixtures **IP66 - 850°C 90'**

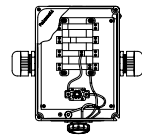


Line cable cross-section (mm ²)	Terminals poles/section (mm ²)	Outer dimensions (mm)	Line cable glands (ømm)	Palazzoli code	Pack Qty
4x4 - 4x6	4x6	252x185x152	M32 (11-21)	151641	1
4x10	4x16	252x185x152	M32 (11-21)	151642	1
4x16	4x16	252x185x152	M40 (15-27)	151652	1
4x25 - 4x35	4x40	252x185x152	M40 (15-27)	151664	1
3x50+25 - 3x70+35	4x70	315x252x193	M50 (22-35)	151675	1
70	4x70	315x252x193	M63 (35-48)	151685	1

Note: special configurations on request.



2P+≡
230V



Junction boxes in aluminium alloy with **terminal block** for **multi-pole cables** with **socket** for emergency circuits **IP66 - 850°C 90'**

Line cable cross-section (mm ²)	Terminals poles/section (mm ²)	Outer dimensions (mm)	Line cable glands (ømm)	Palazzoli code	Pack Qty
4x4 - 4x6	4x6	185x252x152	M32 (11-21)	151441	1
4x10	4x16	185x252x152	M32 (11-21)	151442	1
4x16	4x16	185x252x152	M40 (15-27)	151452	1
4x25 - 4x35	4x40	185x252x152	M40 (15-27)	151464	1
3x50+25 - 3x70+35	4x70	252x315x193	M50 (22-35)	151475	1
70	4x70	252x315x193	M63 (35-48)	151485	1

Equipment included: reduction inserts for cable glands.

Notes: special configurations on request.



Supports for mounting of junction boxes

Manufacturing material	For box dimensions	Palazzoli code	Pack Qty
AlSi 304 stainless steel	185x185 - 252x185	151901	10
AlSi 304 stainless steel	185x252 - 315x252	151902	10
AlSi 304 stainless steel	252x315	151903	10

Equipment included: screws for fixing the boxes.

TUNNEL54



Easy installation in tight spaces

Thanks to compact dimensions and reduced weight.



High Index Protection (IP) Rating

Thanks to the IP66 protection rating it is protected against water jets used to clean the tunnels.



No limits

Thanks to the AC3-AC23A category at rated current.



The interlocked socket-outlets with plug of the TUNNEL 54 series are suitable for powering tunnel fans. The system is made in aluminium alloy and built to ensure continuity of service at 400 °C for 120 minutes in accordance with IEC/EN 12101-3 and 2004/54/EC. The socket is equipped with an isolator switch of AC3-AC23A category, with silver alloy contacts and contact holder discs in Palazzoli's high-thickness thermosetting GRP, to ensure non-deformability in the case of temperature changes due to temporary overloads. The cover is opened and closed using stainless steel captive screws. The isolator-switch operation is padlockable. The cable entry of the socket allows the connection of power lines with single-pole or three-pole cables up to a section of 35 mm², and with an additional box up to 185 mm². The system can be installed on the wall, in a channel, or with brackets by means of special kits.

Compliance
with standards

CEI EN 50200
CEI EN 50362
European Directive 2004/54/EC
ANAS 7735 memorandum
Guidelines for safety planning
in road tunnels
IEC/EN 60309-1
IEC/EN 60309-2
IEC/EN 60309-4

Material	Aluminium alloy
Surface treatment	Passivation with fluoro-zirconium treatment
Paint	Hot-polymerised non-toxic polyester
Protection rating (IP according to IEC/EN 60529)	IP66
Colour	RAL5012 (cover) RAL7035 (base)
Operating temperature resistance	400°C for 120'
Impact resistance (IK grade according to IEC/EN 62262)	IK10
Rated current	63A - 125A
Operating voltage	400V - 690V
Operating frequency	50-60Hz
Insulation class	I



Interlocked socket-outlets for fans up to 47kW for single-pole cables with plug 50-60Hz IP66 400°C 120'

Rated current (A)	Rated operating voltage	Poles	Auxiliary contact (AUX)	Palazzoli code	Pack Qty
63	380-415V	3P+⊕	1 NO	151611	1
	600-690V	3P+⊕	1 NO	151612	1

Equipment included: 1 63A 3P+⊕ IP67 plug in aluminium alloy. Complete with cable glands. External earthing terminal.
Features: padlockable handle.
Note: special configurations on request.



Interlocked socket-outlets for fans up to 47kW for multi-pole cables with plug 50-60Hz IP66 400°C 120'

Rated current (A)	Rated operating voltage	Poles	Auxiliary contact (AUX)	Palazzoli code	Pack Qty
63	380-415V	3P+⊕	1 NO	151613	1
	600-690V	3P+⊕	1 NO	151614	1

Equipment included: 1 63A 3P+⊕ IP67 plug in aluminium alloy. Complete with cable glands. External earthing terminal.
Features: padlockable handle.
Note: special configurations on request.

WEB - TUNNEL54

The website dedicated to systems for road, motorway, railway and underground tunnels is available on www.palazzoli.com





Reducers for large-section single-pole cables
400°C 120'
850°C 90'
IP66

M40
Ø 15-27mm

Line cable cross-section (mm ²)	Terminals poles/section (mm ²)	Outer dimensions (mm)	Line cable glands (ømm)	Palazzoli code	Pack Qty
from 50 to 70	3x70	185x252x152	M32 (11-21)	151533	1
from 95 to 120	3x125	252x315x193	M40 (15-27)	151534	1
from 150 to 185	3x200	315x315x193	M40 (15-27)	151535	1

Features: provision for internal and external earth connection.
M40 exit for 3x25mm² or 3x16mm² cables.

Notes: special configurations on request.



Reducers for large-section multi-pole cables
400°C 120'
850°C 90'
IP66

M40
Ø 15-27mm

Line cable cross-section (mm ²)	Terminals poles/section (mm ²)	Outer dimensions (mm)	Line cable glands (ømm)	Palazzoli code	Pack Qty
50	3x70	185x252x152	M50 (22-35)	151531	1
70	3x70	185x252x152	M63 (35-48)	151532	1

Features: provision for internal and external earth connection.
M40 exit for 3x25mm² or 3x16mm² cables.

Notes: special configurations on request.



Pair of brackets
in AISI 304 stainless steel
for wall-mounting
of sockets for fans

Applications	Palazzoli code	Pack Qty
wall-mounting with bracket	151541	1



Pair of brackets
in AISI 304 stainless steel
for wall-mounting
of sockets for fans

Applications	Palazzoli code	Pack Qty
for channel L 200mm	151542	1
for channel L 300mm	151543	1



Kit of screws in stainless steel
AISI 304 for **fastening sockets**
for fans to channel rod

Applications	Palazzoli code	Pack Qty
fixing on channel rod	151544	1



Interlocked socket-outlets for fans up to **117kW** in enclosure designed to accommodate flanges 50-60Hz **IP66 400°C 120'**

Rated current (A)	Rated operating voltage	Poles	Palazzoli code	Pack Qty
63	400-690V	3P+⊕	151880	1
125	400-690V	3P+⊕	151881	1

Note: special configurations on request.



Plugs for fans up to **117kW** 50-60Hz **IP66 400°C 120'**

M32
Ø 11-21mm

Rated current (A)	Rated operating voltage	Poles	Entry type	Palazzoli code	Pack Qty
63	400-690V	3P+⊕	M32	151890	1
125	400-690V	3P+⊕	M50	151891	1



Supports for ceiling mounting of sockets for fans up to **117kW**

Manufacturing material	Palazzoli code	Pack Qty
AISI 304 stainless steel	151900	1

Features: complete with adjustable support for ceiling, 50x30mm profile and socket fixing screws.



Flanges in aluminium alloy for **multi-pole cables** with **cable gland** in brass **400°C 120'** **850°C 90'** **IP66**

Line cable glands	Tightening diameter (mm)	Palazzoli code	Pack Qty
M32	11-21	151930	1
M40	15-27	151931	1
M50	22-35	151932	1
M63	35-48	151933	1

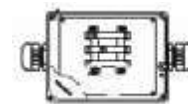


Flanges in aluminium alloy for **single-pole cables** with **cable gland** in brass **400°C 120'** **850°C 90'** **IP66**

Line cable glands	Tightening diameter (mm)	Palazzoli code	Pack Qty
3 x M25	8-16	151940	1
3 x M32	11-21	151941	1
3 x M40	15-27	151942	1



Line junction boxes for power supply lines for tunnel fans **400°C 120'** **850°C 90'** **IP66**



Line cable cross-section (mm²)	Terminals poles/section (mm²)	Outer dimensions (mm)	Line cable glands (ømm)	Palazzoli code	Pack Qty
3x10					
3x16	3x25	185x185x105	M40 (15-27)	151553	1
3x25					
3x35	3x40	252x185x152	M40 (15-27)	151564	1
3x50	3x70	252x185x152	M50 (22-35)	151575	1
3x70	3x70	252x185x152	M63 (35-48)	151585	1

Note: special configurations on request.





LIGHTING

SECTION



LIGHTING

LIGHT FIXTURES AND SUSPENSIONS

TIGUA LED
floodlights

page 258




TIGUA LED
suspended fixtures

page 262




MITO LED
suspended fixtures
with symmetrical optics

page 268



MITO LED
light fixtures
with asymmetrical optics

page 273



LED AND FLUORESCENT LIGHT FIXTURES

RINO LED
industrial LED light fixtures

page 274



RINO
industrial fluorescent
light fixtures

page 278



LIGHT FIXTURES AND WELL GLASS FIXTURES

RINO
oval and round
light fixtures

page 282



RINO
well glass fixtures

page 286



ROADWAY LIGHTING SYSTEM

TIGUA LED
roadway lighting systems
in painted die-cast
aluminium

page 236



TUNNEL LIGHT FIXTURES

TIGUA LED
 tunnel light fixtures
 in painted die-cast
 aluminium
 page 238



T54
 tunnel light fixtures
 in anodised extruded
 aluminium
 page 242



LIGHT FIXTURES FOR ATEX

RINO-EX
 fluorescent light fixtures in
 stainless steel
 zone 1-2-21-22
 page 330




RINO-EX
 fluorescent light fixtures
 in stainless steel
 zone 2-21-22
 page 332



RINO-EX
 oval and round light
 fixtures in aluminium alloy
 zone 2- 21-22
 page 334



RINO-EX
 LED light fixtures
 zone 2-22
 page 336




MITO LED-EX
 light fixtures
 in aluminium alloy
 zone 22
 page 338



LIGHT FIXTURES AND WELL GLASS FIXTURES FOR MARINE USE

NAVE
 UNAV light fixtures
 page 357



RINO
 LED light fixtures
 for marine use
 page 360



RINO
 fluorescent light fixtures
 for marine use
 page 363



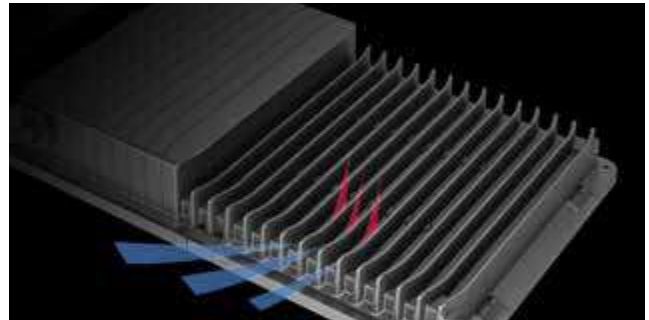

TIGUA LED





TIGUA LED

Lighting to save




Special measures are taken to achieve a low level of glare. Colour rendering is ensured by the use of light sources with CRI > 80.

The long life of the TIGUA Led is ensured by:

- selected electronic components
- high efficiency dissipating materials
- built-in air recirculation valve
- strict 100% testing with 24 hour burn-in cycles

Tigua LED is free from photobiological risks according to EN 62471.



The use of flicker-free power supplies and the latest generation LEDs enable Tigua LED to achieve an efficiency of more than 110 lumens per watt. Tigua LED is equipped with a connector for a quick connection to the electric grid, without opening the unit.

Tigua LED is very powerful and, at the same time, compact and easy to handle. 6,5 Kg only.

Suitable for use in industrial buildings, warehouses, body shops, rolling mills, thermoelectric power plants, logistics centres, sports facilities, shopping centres, food industries, livestock industry and outdoor areas.



TIGUA LED is the new floodlight by Palazzoli that represents the best solution for the lighting of industrial sites, facades, signs, commercial spaces and green areas. The EN 44300 aluminium alloy body is suitable for maximum resistance in harsh environments. The upper cooling fins and the electronic components used increase the service life of the unit.

Compliance
with standards

Directive 2014/35/EU
EN 60598-1
EN 60598-2-1
EN 60598-2-5
EN 60598-2-22
EN 62471
EN 62493
IEC/TR 62778
Directive 2014/30/EU
EN 55015
EN 61547
EN 61000-3-2
EN 61000-3-3
Directive 2011/65/EU
EN 50581
DIN 18032-3
EN 13964 Annex D
EN 60598-2-24

Body material	EN 44300 die-cast aluminium
Surface treatment	Fluoro-zirconium treatment
Diffuser material	Extra clear tempered glass
Protection rating (IP according to IEC/EN 60529)	IP66
Paint	Hot-polymerised non-toxic polyester
Colour	RAL 7011
Impact resistance (IK rating according to IEC/EN 62262)	IK08
Corrosion class	C4 according to ISO 9223
Weight	6.5 kg
Device tilting angle	-135° to +135°
LED device efficiency	≥ 110lm/W
Colour temperature	4000K (other temperatures on request)
CRI	≥ 80
Insulation class	II
Supply voltage	200-240 V 50-60 Hz
Input surge protection	8 kV common mode 6 kV differential mode EN 61000
Residual flicker	< 1%
Photobiological risk	Exempt
Power factor	≥ 0.95
Max conductor cross-section	1.5 mm²
Entry cable diameter	7-13 mm
Estimated device lifetime	L80 B20 @ 100,000h Tq= -30 °C to +40 °C
Storage temperature	-40 °C - +70 °C
Operating temperature	-30°C to +40°C (up to +55°C or other special configurations on request)

The photometric curves (LDT files) are available on www.palazzolilux.com



Professional LED floodlights
symmetrical extra wide beam optics
IP66

No. of LEDs	Device power (W)	Rated flux (lm) Tj= 25 °C	Version	Photometric curves	Palazzoli code	Pack Qty
8	67	9250	standard on-off	34	817008	1
12	99	13875		34	817012	1
16	132	18500		34	817016	1
20	164	23125		34	817020	1
24	196	27750		34	817024	1

Equipment included: wall-mounting bracket. Power supply with 2P quick connector.
Notes: the stated values may be subject to a +/- 7% tolerance.

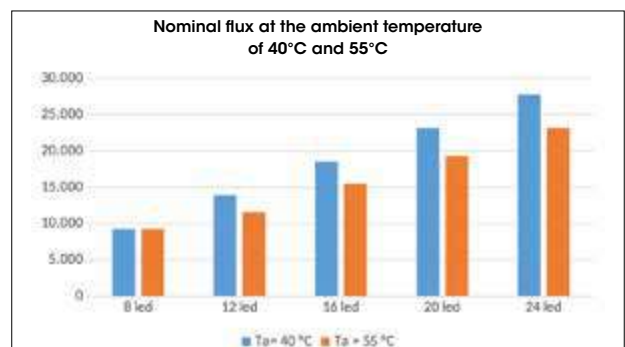
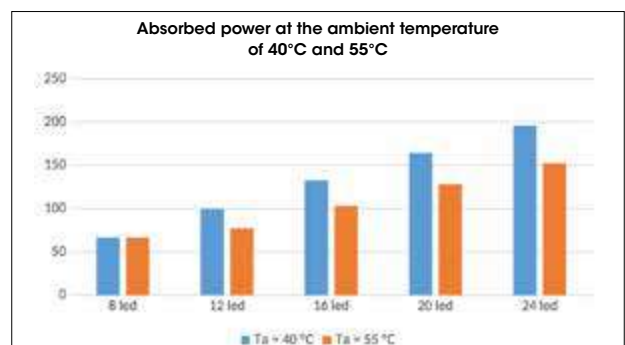


Professional LED floodlights
symmetrical narrow beam optics
IP66

No. of LEDs	Device power (W)	Rated flux (lm) Tj= 25 °C	Version	Photometric curves	Palazzoli code	Pack Qty
8	67	9250	standard on-off	2	817058	1
12	99	13875		2	817062	1
16	132	18500		2	817066	1
20	155	23125		2	817070	1
24	188	27750		2	817074	1

Equipment included: wall-mounting bracket. Power supply with 2P quick connector.
Notes: the stated values may be subject to a +/- 7% tolerance.

POWER AND FLUX AT 40°C AND 55°C





Professional LED floodlights
asymmetrical extra wide beam optics
IP66

No. of LEDs	Device power (W)	Rated flux (lm) Tj= 25 °C	Version	Photometric curves	Palazzoli code	Pack Qty
8	67	9250	standard on-off	3	817108	1
12	99	13875		3	817112	1
16	132	18500		3	817116	1
20	155	23125		3	817120	1
24	188	27750		3	817124	1

Equipment included: wall-mounting bracket. Power supply with 2P quick connector.
Notes: the stated values may be subject to a +/- 7% tolerance.



Professional LED floodlights
asymmetrical narrow beam optics
IP66

No. of LEDs	Device power (W)	Rated flux (lm) Tj= 25 °C	Version	Photometric curves	Palazzoli code	Pack Qty
8	67	9250	standard on-off	4	817158	1
12	99	13875		4	817162	1
16	132	18500		4	817166	1
20	155	23125		4	817170	1
24	188	27750		4	817174	1

Equipment included: wall-mounting bracket. Power supply with 2P quick connector.
Notes: the stated values may be subject to a +/- 7% tolerance.



Professional LED floodlights
roadway wide beam optics
IP66

No. of LEDs	Device power (W)	Rated flux (lm) Tj= 25 °C	Version	Photometric curves	Palazzoli code	Pack Qty
8	67	9250	standard on-off	5	817208	1
12	99	13875		5	817212	1
16	132	18500		5	817216	1
20	155	23125		5	817220	1
24	188	27750		5	817224	1

Equipment included: wall-mounting bracket. Power supply with 2P quick connector.
Notes: the stated values may be subject to a +/- 7% tolerance.



Protection grid
for floodlights
of the Tigua LED series

Manufacturing material	Palazzoli code	Pack Qty
galvanised steel	811911	1



Universal mount
for pole head installation
and pole projecting arm
bracket Ø 60 mm
and Ø 76 mm

Manufacturing material	Palazzoli code	Pack Qty
painted galvanised steel	811908	1



Projecting arm mounting bracket
750 mm projection

Manufacturing material	Palazzoli code	Pack Qty
painted galvanised steel	811914	1



Kit consisting
of collar and plate
for Ø 60 mm to Ø 80 mm
pole mounting

Manufacturing material	Palazzoli code	Pack Qty
painted galvanised steel	811912	1


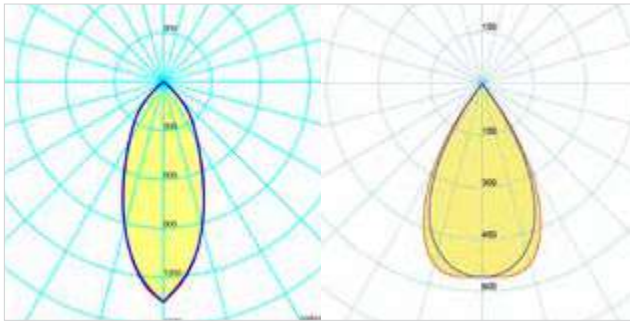
TIGUA LED





TIGUA LED

Lighting to save



The versatility of the available optics guarantees the ideal solution for every application.

Complete range of accessories available for adjustable bracket mounting, ceiling mounting, horizontal pole mounting and catenary cable mounting.

Tigua LED is free from photobiological risks according to EN 62471.



The extra clear tempered glass diffuser is suitable for lighting commercial and industrial areas. The polycarbonate diffuser, in compliance with HACCP standards, is suitable for applications in food environments.

The expected lifetime is 120,000 hours: over 10 years with 8 hours of light per day.

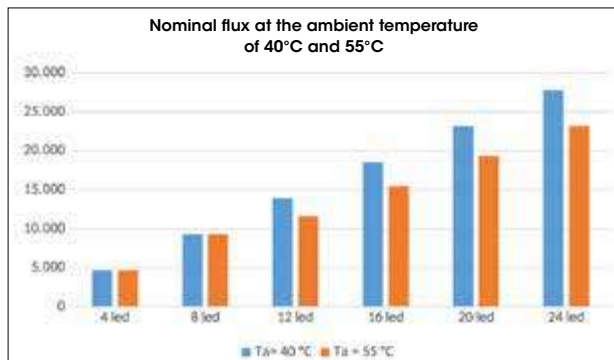
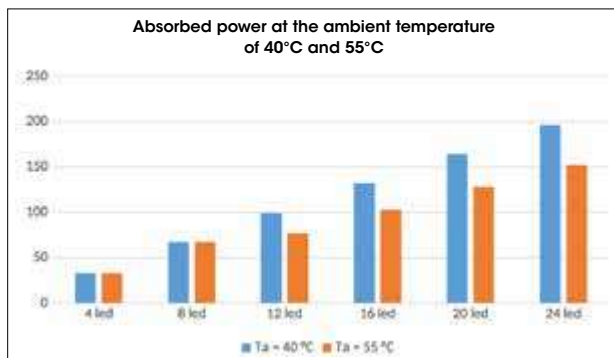
Suitable for use in industrial buildings, warehouses, body shops, rolling mills, thermoelectric power plants, logistics centres, sports facilities, shopping centres, food industries and livestock industry.

TIGUA LED is the best solution for lighting commercial and industrial areas.

The body is in die-cast aluminium EN 44300 with a very low copper content and anti-corrosion treatment for maximum resistance in harsh environments.

The upper cooling fins and the electronic components used increase the service life of the unit.

POWER AND FLUX AT 40°C AND 55°C



Compliance with standards	Directive 2014/35/EU EN 60598-1 EN 60598-2-1 EN 60598-2-5 EN 60598-2-22 EN 62471 EN 62493 IEC/TR 62778 Directive 2014/30/EU EN 55015 EN 61547 EN 61000-3-2 EN 61000-3-3 Directive 2011/65/EU EN 50581 DIN 18032-3 EN 13964 Annex D EN 60598-2-24
Body material	EN 44300 die-cast aluminium
Surface treatment	Fluoro-zirconium treatment
Diffuser material	Extra clear tempered glass or polycarbonate
Protection rating (IP according to IEC/EN 60529)	IP66
Paint	Hot-polymerised non-toxic polyester
Colour	RAL 7011
Impact resistance (IK rating according to IEC/EN 62262)	IK08
Corrosion class	C4 according to ISO 9223
Weight	6.5 kg
LED device efficiency	≥ 110 lm/W
Colour temperature	4000K (other temperatures on request)
CRI	≥ 80
Insulation class	I
Supply voltage	200-240 V 50-60 Hz
Input surge protection	8 kV common mode 6 kV differential mode EN 61000 (10kV on request)
Residual flicker	< 1%
Photobiological risk	Exempt
Glare index	UGR ≤ 22
Power factor	≥ 0.95
Max conductor cross-section	1.5 mm²
Entry cable diameter	7-13 mm
Emergency battery lifetime	1-3 h
Emergency battery charging time	30 h
Estimated device lifetime	L80 B20 @ 120.000h Tq= -30 °C to +40 °C
Storage temperature	-40 °C - +70 °C
Operating temperature	-30°C to +40°C (up to +55°C or other special configurations on request)

The photometric curves (LDT files) are available on www.palazzolilux.com





Suspension
LED light fixtures
glass diffuser
extra wide beam optics
IP66

No. of LEDs	Device power (W)	Rated flux (lm) Tj= 25 °C	Version	Photometric curves	Palazzoli code	Pack Qty
4	33	4625	dimmable standard 1-10V	34	817304	1
8	67	9250		34	817308	1
12	99	13875		34	817312	1
16	132	18500		34	817316	1
20	164	23125		34	817320	1
24	196	27750		34	817324	1
4	33	4625	emergency	34	817305	1
8	67	9250		34	817309	1
12	99	13875		34	817313	1
16	132	18500		34	817317	1
20	164	23125		34	817321	1
24	196	27750		34	817325	1

Equipment included: double chain bracket and busbar. Power supply with 5P quick connector (2 connectors for the versions in emergency).

Features: typical installation height between 4 and 7 m.

Notes: the stated values may be subject to a +/- 7% tolerance. Other DALI or wireless control systems are available on request.



Suspension
LED light fixtures
glass diffuser
narrow beam optics
IP66

No. of LEDs	Device power (W)	Rated flux (lm) Tj= 25 °C	Version	Photometric curves	Palazzoli code	Pack Qty
4	33	4625	dimmable standard 1-10V	2	817404	1
8	67	9250		2	817408	1
12	99	13875		2	817412	1
16	132	18500		2	817416	1
20	155	23125		2	817420	1
24	188	27750		2	817424	1
4	33	4625	emergency	2	817405	1
8	67	9250		2	817409	1
12	99	13875		2	817413	1
16	132	18500		2	817417	1
20	155	23125		2	817421	1
24	188	27750		2	817425	1

Equipment included: double chain bracket and busbar. Power supply with 5P quick connector (2 connectors for the versions in emergency).

Features: typical installation height over 6 m.

Notes: the stated values may be subject to a +/- 7% tolerance. Other DALI or wireless control systems are available on request.



Suspension
LED light fixtures
glass diffuser
medium beam optics
IP66

No. of LEDs	Device power (W)	Rated flux (lm) Tj= 25 °C	Version	Photometric curves	Palazzoli code	Pack Qty
4	33	4625	dimmable standard 1-10V	6	817354	1
8	67	9250		6	817358	1
12	99	13875		6	817362	1
16	132	18500		6	817366	1
20	155	23125		6	817370	1
24	188	27750		6	817374	1
4	33	4625	emergency	6	817355	1
8	67	9250		6	817359	1
12	99	13875		6	817363	1
16	132	18500		6	817367	1
20	155	23125		6	817371	1
24	188	27750		6	817375	1

Equipment included: double chain bracket and busbar. Power supply with 5P quick connector (2 connectors for the versions in emergency).

Features: typical installation height between 5 and 8 m.

Notes: the stated values may be subject to a +/- 7% tolerance. Other DALI or wireless control systems are available on request.



Suspension
LED light fixtures
glass diffuser
elliptical beam optics
IP66

No. of LEDs	Device power (W)	Rated flux (lm) Tj= 25 °C	Version	Photometric curves	Palazzoli code	Pack Qty
4	33	4625	dimmable standard 1-10V	7	817454	1
8	67	9250		7	817458	1
12	99	13875		7	817462	1
16	132	18500		7	817466	1
20	164	23125		7	817470	1
24	196	27750		7	817474	1
4	33	4625	emergency	7	817455	1
8	67	9250		7	817459	1
12	99	13875		7	817463	1
16	132	18500		7	817467	1
20	164	23125		7	817471	1
24	196	27750		7	817475	1

Equipment included: double chain bracket and busbar. Power supply with 5P quick connector (2 connectors for the versions in emergency).

Features: suitable for installation between the aisles of industrial warehouses etc..

Notes: the stated values may be subject to a +/- 7% tolerance. Other DALI or wireless control systems are available on request.



EMERGENCY When using emergency light fixtures on standard lines, the following kit is required:
code 811923 for 1h; or code 811924 for 3h.



Suspension LED light fixtures
HACCP-compliant
polycarbonate diffuser
extra wide beam optics
IP66

No. of LEDs	Device power (W)	Rated flux (lm) Tj= 25 °C	Version	Photometric curves	Palazzoli code	Pack Qty
4	33	4625	dimmable standard 1-10 V	34	817504	1
8	67	9250		34	817508	1
12	99	13875		34	817512	1
16	132	18500		34	817516	1
20	164	23125		34	817520	1
24	196	27750		34	817524	1
4	33	4625	emergency	34	817505	1
8	67	9250		34	817509	1
12	99	13875		34	817513	1
16	132	18500		34	817517	1
20	164	23125		34	817521	1
24	196	27750		34	817525	1

Equipment included: double chain bracket and busbar. Power supply with 5P quick connector (2 connectors for the versions in emergency).

Features: typical installation height between 4 and 7 m.

Notes: the stated values may be subject to a +/- 7% tolerance.
Other DALI or wireless control systems are available on request.



Suspension LED light fixtures
HACCP-compliant
for food industry
polycarbonate diffuser
narrow beam optics
IP66

No. of LEDs	Device power (W)	Rated flux (lm) Tj= 25 °C	Version	Photometric curves	Palazzoli code	Pack Qty
4	33	4625	dimmable standard 1-10 V	2	817604	1
8	67	9250		2	817608	1
12	99	13875		2	817612	1
16	132	18500		2	817616	1
20	155	23125		2	817620	1
24	188	27750		2	817624	1
4	33	4625	emergency	2	817605	1
8	67	9250		2	817609	1
12	99	13875		2	817613	1
16	132	18500		2	817617	1
20	155	23125		2	817621	1
24	188	27750		2	817625	1

Equipment included: double chain bracket and busbar. Power supply with 5P quick connector (2 connectors for the versions in emergency).

Features: typical installation height over 6 m.

Notes: the stated values may be subject to a +/- 7% tolerance.
Other DALI or wireless control systems are available on request.



Suspension LED light fixtures
HACCP-compliant
for food industry
polycarbonate diffuser
medium beam optics
IP66

No. of LEDs	Device power (W)	Rated flux (lm) Tj= 25 °C	Version	Photometric curves	Palazzoli code	Pack Qty
4	33	4625	dimmable standard 1-10 V	6	817554	1
8	67	9250		6	817558	1
12	99	13875		6	817562	1
16	132	18500		6	817566	1
20	155	23125		6	817570	1
24	188	27750		6	817574	1
4	33	4625	emergency	6	817555	1
8	67	9250		6	817559	1
12	99	13875		6	817563	1
16	132	18500		6	817567	1
20	155	23125		6	817571	1
24	188	27750		6	817575	1

Equipment included: double chain bracket and busbar. Power supply with 5P quick connector (2 connectors for the versions in emergency).

Features: typical installation height between 5 and 8 m.

Notes: the stated values may be subject to a +/- 7% tolerance.
Other DALI or wireless control systems are available on request.



Suspension LED light fixtures
HACCP-compliant
for food industry
polycarbonate diffuser
elliptical beam optics
IP66

No. of LEDs	Device power (W)	Rated flux (lm) Tj= 25 °C	Version	Photometric curves	Palazzoli code	Pack Qty
4	33	4625	dimmable standard 1-10 V	7	817654	1
8	67	9250		7	817658	1
12	99	13875		7	817662	1
16	132	18500		7	817666	1
20	164	23125		7	817670	1
24	196	27750		7	817674	1
4	33	4625	emergency	7	817655	1
8	67	9250		7	817659	1
12	99	13875		7	817663	1
16	132	18500		7	817667	1
20	164	23125		7	817671	1
24	196	27750		7	817675	1

Equipment included: double chain bracket and busbar. Power supply with 5P quick connector (2 connectors for the versions in emergency).

Features: suitable for installation between the aisles of warehouses.

Notes: the stated values may be subject to a +/- 7% tolerance.
Other DALI or wireless control systems are available on request.



EMERGENCY When using emergency light fixtures on standard lines, the following kit is required:
code 811923 for 1h; or code 811924 for 3h.



Emergency kit

Manufacturing material	Emergency duration	Palazzoli code	Pack Qty
aluminium alloy box and galvanised steel bracket	1 h	811923	1
	3 h	811924	1

Equipment included: the emergency kit comes complete with junction box, battery and inverter and interface bracket.

Features: 1 M20 entry and 1 exit with connector.

Notes: the interface bracket is suitable for a double fixed chain connection.

When performing the horizontal pole mounting, adjustable mounting and ceiling mounting, the emergency kit must be mounted close to the unit (max. 1.5 m).



0 - 90° adjustable bracket for mounting on double chain

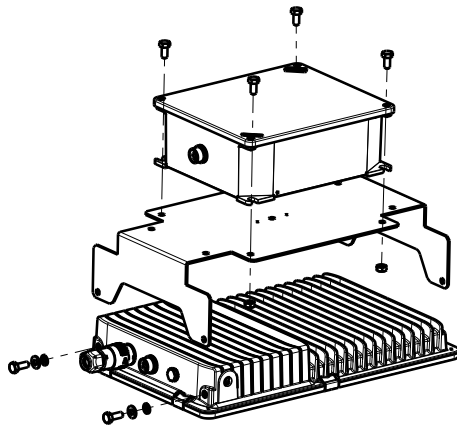
Manufacturing material	Palazzoli code	Pack Qty
galvanised steel	811919	1



Kit with bracket for ceiling mounting

Manufacturing material	Palazzoli code	Pack Qty
galvanised steel	811916	1

MOUNTING THE EMERGENCY KIT ON THE LIGHT FIXTURE



Set of bracket for horizontal pole mounting
Ø 60 mm

Manufacturing material	Palazzoli code	Pack Qty
galvanised steel	811920	1

EMERGENCY FLUX

Rated flux (lm) Tj= 25 °C	Rated flux in emergency 1-3 h (lm)
4625	995
9250	
13875	
18500	
23125	
27750	

Notes: the emergency flux is obtained with a dedicated LED source.



0 - 90° adjustable bracket for mounting on catenary cable


Manufacturing material	Palazzoli code	Pack Qty
galvanised steel	811921	1

MITO LED



MITO LED


Lighting to save



Thanks to the rotosymmetrical photometry, with the LEDs placed on the perimeter, the devices are always aligned.

Thanks to easy and quick suspension connection, installation times are short.

MITO LED is free from photobiological risks according to EN 62471.



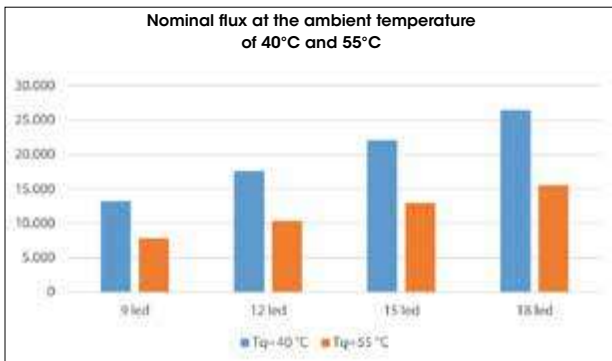
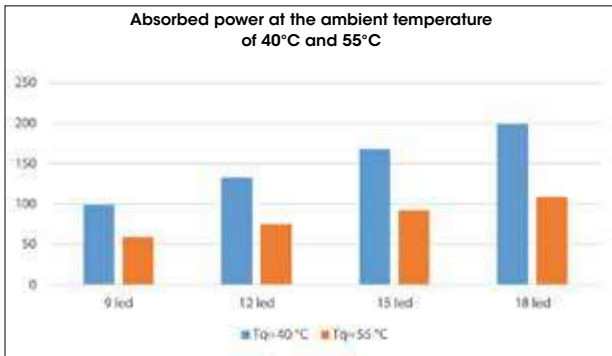
Thanks to the external connector, it is not necessary to open the device during the relamping phases.

High heat dissipation and the built-in air recirculation valve ensure a long lifetime of the electronic devices.

Suitable for use in industrial buildings, warehouses, body shops, rolling mills, thermoelectric power plants, logistics centres, sports facilities, shopping centres, food industries, livestock industry and outdoor areas.

MITO LED guarantees specific lighting and mechanical characteristics for installation in industrial environments, food industries, sports facilities and outdoor areas. The body is made of die-cast aluminium with anti-corrosion treatment, finished with a scratch-resistant powder coating. The diffuser, made of extra-clear tempered glass with 4 mm thickness, guarantees maximum resistance in harsh environments with chemical substances. The polycarbonate diffuser makes the appliance suitable for use in food industries that comply with HACCP standards.

POWER AND FLUX AT 40°C AND 55°C



Compliance with standards	Directive 2014/35/EU EN 60598-1 EN 60598-2-1 EN 60598-2-5 EN 60598-2-22 EN 62471 EN 62493 IEC/TR 62778 Directive 2014/30/EU EN 55015 EN 61547 EN 61000-3-2 EN 61000-3-3 Directive 2011/65/EU EN 50581 DIN 18032-3 EN 13964 Annex D EN 60598-2-24
Body material	EN 46100 aluminium alloy
Surface treatment	Fluoro-zirconium treatment
Diffuser material	Extra clear tempered glass or polycarbonate
Protection rating (IP according to IEC/EN 60529)	IP66/IP67
Paint	Hot-polymerised non-toxic polyester
Colour	RAL 7011
Impact resistance (IK rating according to IEC/EN 62262)	IK08
Corrosion class	C3 according to ISO9223
Weight	max 9.5 kg
LED device efficiency	≥ 106 lm/W
Colour temperature	4000K (other temperatures on request)
CRI	≥ 80
Insulation class	I (II on request)
Supply voltage	200-240 V 50-60 Hz
Input surge protection	10kV common mode 6 kV differential mode EN 61000
Residual flicker	< 1%
Photobiological risk	Exempt
Glare index	UGR ≤ 22
Power factor	≥ 0.95
Max conductor cross-section	1.5 mm²
Entry cable diameter	7-13 mm
Emergency battery lifetime	1-3 h
Emergency battery charging time	30 h
Estimated device lifetime	L80 B20 @110.000h Tq= -30 °C to +40 °C
Storage temperature	-40 °C - +70 °C
Operating temperature	-30°C to +40°C (up to +55°C or other special configurations on request)

The photometric curves (LDT files) are available on www.palazzolilux.com





Suspension LED light fixtures
glass diffuser
roto-symmetrical
extra wide beam optics
IP66/IP67

No. of LEDs	Device power (W)	Rated flux (lm) Tj= 25 °C	Version	Photometric curves	Palazzoli code	Pack Qty
9	99	13230	1-10 V dimmable standard	1	810090	1
12	133	17640		1	810020	1
15	168	22050		1	810050	1
18	199	26460		1	810080	1
9	99	13230	emergency	1	810190	1
12	133	17640		1	810120	1
15	168	22050		1	810150	1
18	199	26460		1	810180	1

Equipment included: quick connection for suspension. Power supply with 5P quick connector (2 connectors for the versions in emergency).

Features: UGR>22. Typical installation height between 5 and 9 m.



Suspension LED light fixtures
HACCP-compliant
for food industry
polycarbonate diffuser
roto-symmetrical
extra wide beam optics
IP66/IP67

No. of LEDs	Device power (W)	Rated flux (lm) Tj= 25 °C	Version	Photometric curves	Palazzoli code	Pack Qty
9	99	13230	1-10 V dimmable standard	1	810093	1
12	133	17640		1	810023	1
15	168	22050		1	810053	1
18	199	26460		1	810083	1
9	99	13230	emergency	1	810193	1
12	133	17640		1	810123	1
15	168	22050		1	810153	1
18	199	26460		1	810183	1

Equipment included: quick connection for suspension. Power supply with 5P quick connector (2 connectors for the versions in emergency).

Features: UGR>22. Typical installation height between 5 and 9 m.



Suspension LED light fixtures
glass diffuser
roto-symmetrical narrow
beam optics
IP66/IP67

No. of LEDs	Device power (W)	Rated flux (lm) Tj= 25 °C	Version	Photometric curves	Palazzoli code	Pack Qty
9	99	13230	1-10 V dimmable standard	2	810091	1
12	133	17640		2	810021	1
15	168	22050		2	810051	1
18	199	26460		2	810081	1
9	99	13230	emergency	2	810191	1
12	133	17640		2	810121	1
15	168	22050		2	810151	1
18	199	26460		2	810181	1

Equipment included: quick connection for suspension. Power supply with 5P quick connector (2 connectors for the versions in emergency).

Features: typical installation height over 9 m.



Suspension LED light fixtures
HACCP-compliant
for food industry
polycarbonate diffuser
roto-symmetrical
narrow beam optics
IP66/IP67

No. of LEDs	Device power (W)	Rated flux (lm) Tj= 25 °C	Version	Photometric curves	Palazzoli code	Pack Qty
9	99	13230	1-10 V dimmable standard	2	810094	1
12	133	17640		2	810024	1
15	168	22050		2	810054	1
18	199	26460		2	810084	1
9	99	13230	emergency	2	810194	1
12	133	17640		2	810124	1
15	168	22050		2	810154	1
18	199	26460		2	810184	1

Equipment included: quick connection for suspension. Power supply with 5P quick connector (2 connectors for the versions in emergency).

Features: typical installation height over 9 m.



Suspension LED light fixtures
glass diffuser
elliptical beam optics
IP66/IP67

No. of LEDs	Device power (W)	Rated flux (lm) Tj= 25 °C	Version	Photometric curves	Palazzoli code	Pack Qty
9	99	13230	1-10 V dimmable standard	8	810092	1
12	133	17640		8	810022	1
15	168	22050		8	810052	1
18	199	26460		8	810082	1
9	99	13230	emergency	8	810192	1
12	133	17640		8	810122	1
15	168	22050		8	810152	1
18	199	26460		8	810182	1

Equipment included: connection with double chain bracket. Power supply with 5P quick connector (2 connectors for the versions in emergency).

Features: suitable for installation between the aisles of warehouses.



Suspension LED light fixtures
HACCP-compliant
for food industry
polycarbonate diffuser
elliptical beam optics
IP66/IP67

No. of LEDs	Device power (W)	Rated flux (lm) Tj= 25 °C	Version	Photometric curves	Palazzoli code	Pack Qty
9	99	13230	1-10 V dimmable standard	8	810095	1
12	133	17640		8	810025	1
15	168	22050		8	810055	1
18	199	26460		8	810085	1
9	99	13230	emergency	8	810195	1
12	133	17640		8	810125	1
15	168	22050		8	810155	1
18	199	26460		8	810185	1

Equipment included: connection with double chain bracket. Power supply with 5P quick connector (2 connectors for the versions in emergency).

Features: suitable for installation between the aisles of warehouses.

Common notes: the stated values may be subject to a +/- 7% tolerance. Other DALI or wireless control systems are available on request.



EMERGENCY When using emergency light fixtures on standard lines, the following kit is required:
code 810992 for 1h; or code 810991 for 3h.



CONNECTOR

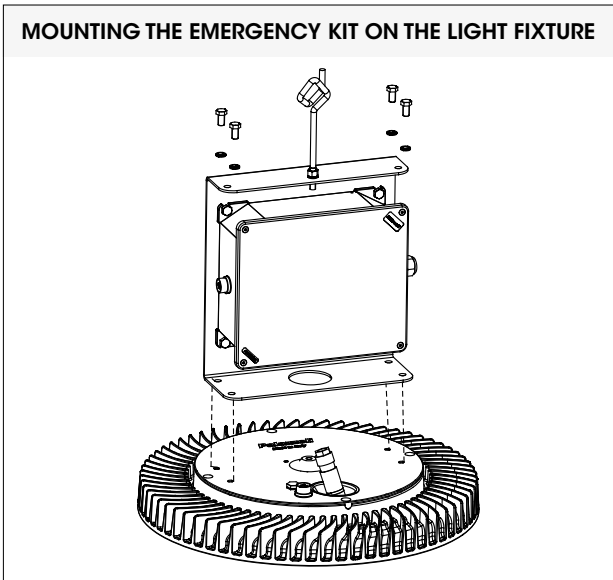
Emergency kit

Manufacturing material	Emergency duration	Palazzoli code	Pack Qty
aluminium alloy	1h	810992	1
	3h	810991	1

Equipment included: the emergency kit comes complete with junction box, battery and inverter and interface bracket.

Features: 1 M20 entry and 1 exit with connector.

Notes: the interface bracket is suitable for a double fixed chain connection and for quick suspension connection. When performing the horizontal pole mounting, adjustable mounting, ceiling mounting and adjustable bracket mounting, the emergency kit must be mounted close to the unit (max. 1.5 m).



EMERGENCY FLUX	
Rated flux (lm) Tj= 25 °C	Rated flux in emergency 1-3 h (lm)
13230	967
17640	
22050	
26460	

Notes: the emergency flux is obtained with a LED source dedicated for extra wide beam light distribution.



Pair of brackets for mounting on double chain and busbar

Manufacturing material	Palazzoli code	Pack Qty
galvanised steel	810997	1



0 - 90° adjustable bracket for mounting on double chain

Manufacturing material	Palazzoli code	Pack Qty
galvanised steel	810996	1



Kit with bracket for ceiling mounting

Manufacturing material	Palazzoli code	Pack Qty
galvanised steel	810998	1



Set of brackets for horizontal pole mounting Ø 60 mm

Manufacturing material	Palazzoli code	Pack Qty
galvanised steel	810995	1



Adjustable bracket for wall-mounting pole mounting and light tower mounting

Manufacturing material	Palazzoli code	Pack Qty
painted galvanised steel	810999	1



0 - 90° adjustable bracket for mounting on catenary cable

Manufacturing material	Palazzoli code	Pack Qty
galvanised steel	810994	1



LED floodlights **asymmetrical narrow beam optics IP66/IP67**

No. of LEDs	Device power (W)	Rated flux (lm)	Version	Photometric curves	Palazzoli code	Pack Qty
9	99	13230	1-10 V dimmable standard	4	810296	1
12	133	17640		4	810226	1
15	168	22050		4	810256	1
18	199	26460		4	810286	1

Equipment included: adjustable bracket for wall-mounting or mounting on load-bearing structures (poles, light towers).

Power supply with 5P quick connector.

Features: suitable for illuminating outdoor areas and sports facilities.

Notes: the stated values may be subject to a +/- 7% tolerance.



Universal mount
for **pole head installation**
for \varnothing 60 mm
and \varnothing 76 mm poles

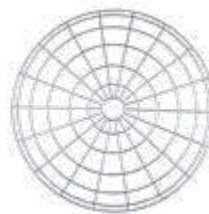
Manufacturing material	Palazzoli code	Pack Qty
painting galvanised steel	811908	1



Kit consisting of collar and plate
for \varnothing 60 mm to \varnothing 80 mm
pole mounting

Manufacturing material	Palazzoli code	Pack Qty
painting galvanised steel	811912	1

COMMON ACCESSORY



Protection guard

Manufacturing material	Palazzoli code	Pack Qty
galvanised steel	810993	1

PALAZZOLI LUX SITE

The website dedicated to floodlight and suspension lighting systems is available on www.palazzolilux.com



RINO LED



Watertightness

Thanks to the use of AISI 304 stainless steel and the absence of welds.



Energy saving

LED technology enables to achieve savings of over 40%.



RISK GROUP EXEMPT

Thanks to LEDs with a photobiological risk of 0, visual comfort is assured.



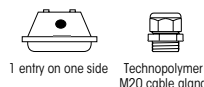
RINO LED is the new series of watertight ceiling light fixture which use LED technology. Visual comfort, thanks to the use of specific anti-glare diffusers, is guaranteed at excellent levels. RINO LED, made in steel, is particularly recommended for environments where significant mechanical resistance is required.

Compliance with standards

Directive 2014/35/EU
EN 60598-1
EN 60598-2-1
EN 62471
EN 60598-2-22
EN 62493
IEC/TR 62778
Directive 2014/30/EU
EN 55015
EN 61547
EN 61000-3-2
EN 61000-3-3
Directive 2011/65/EU
EN 50581
EN 60598-2-24

Body material	AISI 304 stainless steel Painted galvanised steel
Diffuser material	Tempered glass and polycarbonate
Protection rating (IP according to IEC/EN 60529)	IP66/IP67 glass diffuser IP66 polycarbonate diffuser
Paint	Non-toxic polyester resistant to weather conditions and UV rays
Colour	RAL 9003 (painted galvanised steel version)
Impact resistance (IK rating according to IEC/EN 62262)	IK09
Colour temperature	4000K
CRI	≥ 80
Insulation class	I
Supply voltage	220V-240V 50-60Hz
Input surge protection	2 kV EN 61000
Photobiological risk	Exempt
Power factor	≥ 0.95
Max conductor cross-section	2.5 mm²
Entry cable diameter	7-14 mm
Emergency battery lifetime	1h (3h on request)
Emergency battery charging time	24h
Estimated device lifetime	L80 B20 @50.000h Tq=25°C
Storage temperature	-40°C - +70°C
Operating temperature	-20°C - +40°C (Special solutions for low temperature applications available on request)

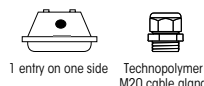
The photometric curves (LDT files) are available on www.palazzolilux.com



LED light fixtures stainless steel - **satin-finish glass** with **extra wide beam optics** **IP66/IP67**

Device power (W)	Length (mm)	Rated flux (lm) Tj= 25 °C	Version	Photometric curves	Palazzoli code	Pack Qty
22	690	3170	standard	9	822142	1
48	1300	5900		9	822242	1
58	1600	8000		9	822342	1
22	690	3170	emergency	9	822140	1
48	1300	5900		9	822240	1
58	1600	8000		9	822340	1

Equipment included: fixing kit consisting of gaskets and washers.
Notes: the stated values may be subject to a +/- 7% tolerance.



LED light fixtures stainless steel - **transparent glass** with **narrow beam optics** **IP66/IP67**

Device power (W)	Length (mm)	Rated flux (lm) Tj= 25 °C	Version	Photometric curves	Palazzoli code	Pack Qty
48	1300	5900	standard	10	820242	1
58	1600	8000		10	820342	1
48	1300	5900	emergency	10	820240	1
58	1600	8000		10	820340	1

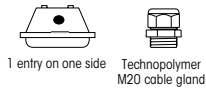
Equipment included: fixing kit consisting of gaskets and washers.
Notes: the stated values may be subject to a +/- 7% tolerance.

EMERGENCY FLUX	
Rated flux (lm) Tj= 25 °C	Rated flux in emergency (lm)
3170	887
5900	944
8000	960

Notes: the emergency flux is achieved by reducing the rated flux of the unit.



LED light fixtures
stainless steel - polycarbonate
with **extra wide beam optics**
IP66

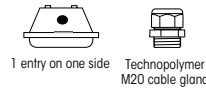


Device power (W)	Length (mm)	Rated flux (lm) Tj= 25 °C	Version	Photometric curves	Palazzoli code	Pack Qty
22	690	3170	standard	9	828142	1
48	1300	5900				
22	690	3170	emergency	9	828140	1
48	1300	5900				

Equipment included: fixing kit consisting of gaskets and washers.
Notes: the stated values may be subject to a +/- 7% tolerance.



LED light fixtures
painted **galvanised steel**
satin-finish glass
with **extra wide beam optics**
IP66/IP67

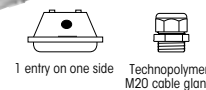


Device power (W)	Length (mm)	Rated flux (lm) Tj= 25 °C	Version	Photometric curves	Palazzoli code	Pack Qty
22	690	3170	standard	9	842142	1
48	1300	5900				
22	690	3170	emergency	9	842140	1
48	1300	5900				

Equipment included: fixing kit consisting of gaskets and washers.
Notes: the stated values may be subject to a +/- 7% tolerance.



LED light fixtures
stainless steel - polycarbonate
with **narrow beam optics**
IP66

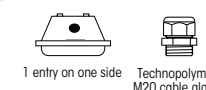


Device power (W)	Length (mm)	Rated flux (lm) Tj= 25 °C	Version	Photometric curves	Palazzoli code	Pack Qty
48	1300	5900	standard	10	825242	1
48	1300	5900	emergency	10	825240	1

Equipment included: fixing kit consisting of gaskets and washers.
Notes: the stated values may be subject to a +/- 7% tolerance.



LED light fixtures
painted **galvanised steel**
transparent glass
with **narrow beam optics**
IP66/IP67



Device power (W)	Length (mm)	Rated flux (lm) Tj= 25 °C	Version	Photometric curves	Palazzoli code	Pack Qty
48	1300	5900	standard	10	843242	1
48	1300	5900	emergency	10	843240	1

Equipment included: fixing kit consisting of gaskets and washers.
Notes: the stated values may be subject to a +/- 7% tolerance.



LED light fixtures
painted **galvanised steel**
polycarbonate
with **extra wide beam optics**
IP66



1 entry on one side



Technopolymer
M20 cable gland

Device power (W)	Length (mm)	Rated flux (lm) Tj= 25 °C	Version	Photometric curves	Palazzoli code	Pack Qty
22	690	3170	standard	9	847142	1
48	1300	5900		9	847242	1
22	690	3170	emergency	9	847140	1
48	1300	5900		9	847240	1

Equipment included: fixing kit consisting of gaskets and washers.

Notes: the stated values may be subject to a +/- 7% tolerance.



Pair of **hooks**
for **suspended** installations
of steel light fixtures

Manufacturing material	Palazzoli code	Pack Qty
AISI 304 stainless steel	820001	1



Pair of **adjustable supports**
for **wall** and **ceiling**
installations of steel light
fixtures

Manufacturing material	Rotation angle	Palazzoli code	Pack Qty
AISI 304 stainless steel	± 75°	820000	1



LED light fixtures
painted **galvanised steel**
polycarbonate
with **narrow beam optics**
IP66



1 entry on one side



Technopolymer
M20 cable gland

Device power (W)	Length (mm)	Rated flux (lm) Tj= 25 °C	Version	Photometric curves	Palazzoli code	Pack Qty
48	1300	5900	standard	10	845242	1
48	1300	5900	emergency	10	845240	1

Equipment included: fixing kit consisting of gaskets and washers.

Notes: the stated values may be subject to a +/- 7% tolerance.



Pair of **collars** for mounting
steel light fixtures on **tube**

Manufacturing material	Tube diameter ø (mm)	Palazzoli code	Pack Qty
AISI 304 stainless steel	60	820006	1

RINO



Watertightness

The special reinforced gasket provides additional protection throughout the range.



Efficient

The aluminium reflector enables optimum recovery of the luminous flux and ensures even distribution.



Resistant

The non-deformable structure makes RINO suitable for installation even in the presence of vibrations.



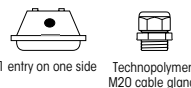
Suitable for use in the food industry, cooker hoods, chemical industries, mining industries and environments with the presence of cutting oils. The RINO range of light fixtures meet the highest quality standards to ensure reliability and superior performance, such as the construction of the body in a single cold-drawn piece with high photometric performance.

Compliance with standards	Directive 2014/35/EU EN 60598-1 EN 60598-2-1 EN 60598-2-22 EN 62493
	Directive 2014/30/EU EN 55015 EN 61547 EN 61000-3-2 EN 61000-3-3 Directive 2011/65/EU EN 50581
Body material	AISI 304 stainless steel painted galvanised steel
Diffuser material	Tempered glass and polycarbonate
Protection rating (IP according to IEC/EN 60529)	IP66/IP67 glass diffuser IP66 polycarbonate diffuser
Paint	Non-toxic polyester resistant to weather conditions and UV rays
Colour	RAL 9003 (painted galvanised steel version)
Impact resistance (IK rating according to IEC/EN 62262)	IK09
Insulation class	I
Fuse type	Cylindrical 5x20
Lamp holder	G13 T8 / G5 T5
Supply voltage	220V-240V 0-50-60Hz
Power factor	≥ 0.9
Max conductor cross-section	2.5 mm²
Entry cable diameter	7-14 mm
Emergency battery lifetime	1h (3h on request)
Emergency battery charging time	24h
Storage temperature	-40°C - +70°C
Operating temperature	-25°C - +50°C (Special solutions for low temperature applications available on request)

The photometric curves (LDT files) are available on www.palazzolilux.com



Light fixtures in **stainless steel-glass** with **white reflector** **IP66/IP67**

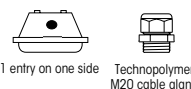


Power (W)	Length (mm)	For tubes type	Version	Photometric curves	Palazzoli code	Pack Qty
1x18	690	T8	standard	11	822131	1
1x36	1300			11	822231	1
1x58	1600			11	822331	1
2x18	690			12	822132	1
2x36	1300			12	822232	1
2x58	1600			12	822332	1
1+1x36	1300	T8	emergency	12	822211	1
1+1x58	1600			12	822311	1
2x54	1300			13	822962	1
2x49	1600	T5	standard	13	822762	1
2x80	1600			13	822862	1

Equipment included: fixing kit consisting of gaskets and washers.
Features: fluorescent tubes are not included.



Light fixtures in **stainless steel-glass** with **asymmetrical aluminium reflector** **IP66/IP67**



Power (W)	Length (mm)	For tubes type	Version	Photometric curves	Palazzoli code	Pack Qty
1x18	690	T8	standard	17	824131	1
1x36	1300			17	824231	1
1x58	1600			17	824331	1
1x24	690			18	824561	1
1x54	1300			18	824961	1
1x49	1600			18	824761	1
1x80	1600	T5	standard	18	824761	1
				18	824861	1


Equipment included: fixing kit composed of gaskets and washers.
Features: fluorescent tubes are not included.

Technical accessories:



Correspondence between light fixture length and tube type

Light fixture length (mm)	Tube length (mm)	Tubes T8	Tubes T5
690	550	18W	24W HO
1300	1150	36W	28W HE
			54W HO
1600	1450	58W	35W HE
			49W HO
			80W HO



Light fixtures in **stainless steel-glass** with **symmetrical reflector** in aluminium **IP66/IP67**



1 entry on one side M20 cable gland in brass

Power (W)	Length (mm)	For tubes type	Version	Photometric curves	Palazzoli code	Pack Qty
1x18	690			14	820131	1
1x36	1300			14	820231	1
1x58	1600			14	820331	1
2x18	690	T8	standard	15	820132	1
2x36	1300			15	820232	1
2x58	1600			15	820332	1
3x18	690			15	820133	1
3x36	1300			15	820233	1
1x18	690	T8	dimmmable standard	14	820151	1
1x36	1300			14	820251	1
2x18	690			15	820152	1
2x36	1300			15	820252	1
1+1x18	690	T8	emergency	15	820111	1
1+1x36	1300			15	820211	1
1+1x58	1600			15	820311	1
2x24	690	T5	standard	16	820562	1
2x28	1300			16	820462	1
2x54	1300			16	820962	1
2x35	1600			16	820662	1
2x49	1600			16	820762	1
2x80	1600			16	820862	1
1+1x24	690	T5	emergency	16	820511	1
1+1x54	1300			16	820911	1
1+1x49	1600			16	820711	1

Equipment included: fixing kit composed of gaskets and washers.
Features: fluorescent tubes are not included.

Technical accessories:



Light fixtures in **stainless steel-polycarbonate** with **white reflector** **IP66**



1 entry on one side Technopolymer M20 cable gland

Power (W)	Length (mm)	For tubes type	Version	Photometric curves	Palazzoli code	Pack Qty
2x18	690	T8	standard	12	828132	1
2x36	1300			12	828232	1

Equipment included: fixing kit composed of gaskets and washers.
Features: fluorescent tubes are not included.



Light fixtures in **stainless steel-polycarbonate** with **symmetrical reflector** in aluminium **IP66**



1 entry on one side Technopolymer M20 cable gland

Power (W)	Length (mm)	For tubes type	Version	Photometric curves	Palazzoli code	Pack Qty
2x18	690	T8	standard	15	825132	1
2x36	1300			15	825232	1
1+1x18	690	T8	emergency	15	825111	1
1+1x36	1300			15	825211	1
2x24	690	T5	standard	16	825562	1
2x54	1300			16	825962	1

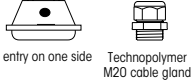
Equipment included: fixing kit composed of gaskets and washers.
Features: fluorescent tubes are not included.

Technical accessories:





Light fixtures in **painted galvanised steel-glass** with **white reflector IP66/IP67**

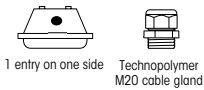


Power (W)	Length (mm)	For tubes type	Version	Photometric curves	Palazzoli code	Pack Qty
2x18	690	T8	standard	12	842132	1
2x36	1300			12	842232	1
2x54	1300			T5	13	842962

Equipment included: fixing kit consisting of gaskets and washers.
Features: fluorescent tubes are not included.



Galvanised and painted steel-glass light fixtures with **symmetrical reflector in aluminium IP66/IP67**



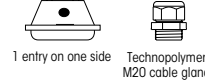
Power (W)	Length (mm)	For tubes type	Version	Photometric curves	Palazzoli code	Pack Qty
2x18	690	T8	standard	15	843132	1
2x36	1300			15	843232	1
1+1x18	690			15	843111	1
1+1x36	1300	T8	emergency	15	843211	1
2x24	690	T5	standard	16	843562	1
2x28	1300			16	843462	1
2x54	1300			16	843962	1
1+1x24	690	T5	emergency	16	843511	1
1+1x54	1300			16	843911	1

Equipment included: fixing kit composed of gaskets and washers.
Features: fluorescent tubes are not included.

Technical accessories:



Light fixtures in **painted galvanised steel-polycarbonate** with **white reflector IP66**

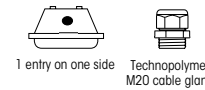


Power (W)	Length (mm)	For tubes type	Version	Photometric curves	Palazzoli code	Pack Qty
2x18	690	T8	standard	12	847132	1
2x36	1300			12	847232	1
1+1x36	1300			T8	emergency	12

Equipment included: fixing kit composed of gaskets and washers.
Features: fluorescent tubes are not included.



Light fixtures in **painted galvanised steel-polycarbonate** with **symmetrical reflector in aluminium IP66**



Power (W)	Length (mm)	For tubes type	Version	Photometric curves	Palazzoli code	Pack Qty
2x18	690	T8	standard	15	845132	1
2x36	1300			15	845232	1
1+1x18	690			15	845111	1
1+1x36	1300	T8	emergency	15	845211	1
2x24	690	T5	standard	16	845562	1
2x28	1300			16	845962	1
2x54	1300			16	845962	1

Equipment included: fixing kit composed of gaskets and washers.
Features: fluorescent tubes are not included.

Technical accessories:



Symmetrical reflectors in aluminium for steel light fixtures

Manufacturing material	For light fixtures (W)	Palazzoli code	Pack Qty
aluminium	18, 24	820002	1
	28, 36, 54	820003	1
	35, 49, 58, 80	820008	1

RINO



High resistance

Thanks to the low copper content aluminium alloy.



Guaranteed protection

Thanks to the eyelets for external fixing.



Maximum security

Thanks to the protective cage.



RINO series round and oval light fixtures are manufactured with high quality standards for industrial use. The shockproof tempered glass diffuser, the porcelain lamp holder, the surface treatment of passivation with fluoro-zirconium and hot polymerised polyester painting of the body guarantee great resistance of the product in any application environment.

We recommend to install these fixtures in those places, such as arcades, electrical substations, cold rooms and in any restricted space where you may need a long-term resistant light fixture.

Compliance with standards	Directive 2014/35/EU EN 60598-1 EN 60598-2-1 Directive 2011/65/EU EN 50581
Material	Aluminium alloy (body), prismatic tempered glass (diffuser)
Surface treatment	Passivation with fluoro-zirconium
Protection rating (IP as per EN 60598-1)	IP66
Paint	Non-toxic polyester resistant to weather conditions and UV rays
Colour	RAL 7035 (body)
Impact resistance (IK rating according to IEC/EN 62262)	IK10
Insulation class	I
Lamp holder	Type E27 in porcelain Type G23 in technopolymer
Supply voltage	230V 50-60Hz
Max conductor cross-section	2.5 mm²
Entry cable diameter	5 - 13 mm
Storage temperature	-50°C - +80°C
Operating temperature	-40°C - +70°C



Resistance to chemical agents

WATER	SALINE SOLUTION	ACIDS		BASES		SOLVENTS			
		CONCENTRATED	DILUTED	CONCENTRATED	DILUTED	ALCOHOL	ACETONE	PERCHLORO-ETHYLENE	BENZENE
↑	↑	↓	→	→	↑	↑	↑	↑	↑
OILS		FATS		AMMONIA	OXIDISERS	INORGANIC SALTS	GASOLINE	DETERGENTS	U.V. RAYS
MINERAL	VEGETABLE	ANIMAL	SYNTHETIC						
↑	↑	↑	↑	↑	→	↑	↑	↑	↑

Legend: ↑ high resistance → partial resistance ↓ low resistance



Technopolymer
M20 cable gland

Oval light fixtures in aluminium alloy with glass diffuser IP66

Lamp max power (W)	Dimensions (mm)	Lamp holder type	No. of entries	Palazzoli code	Pack Qty
60	199x112	E27	1	831071	1
60	199x112		2	831091	1
75	226x130		1	831171	1
75	226x130		2	831191	1
100	295x170		1	831271	1
100	295x170		2	831291	1
5-7-9	295x170	G23	1	831914	1

Equipment included: internal earth screw and cable gland.
Features: E27 lamp holder in porcelain.



Technopolymer
M20 cable gland

Oval light fixtures in aluminium alloy with protective cage in steel IP66

Lamp max power (W)	Dimensions (mm)	Lamp holder type	No. of entries	Palazzoli code	Pack Qty
60	199x112	E27	1	831072	1
60	199x112		2	831092	1
75	226x130		1	831172	1
75	226x130		2	831192	1
100	295x170		1	831272	1
100	295x170		2	831292	1
5-7-9	295x170	G23	1	831934	1

Equipment included: internal earth screw and cable gland.
Features: E27 lamp holder in porcelain.



Technopolymer
M20 cable gland

Oval light fixtures in aluminium alloy with protective cage in aluminium IP66

Lamp max power (W)	Dimensions (mm)	Lamp holder type	No. of entries	Palazzoli code	Pack Qty
60	199x112	E27	1	831075	1
60	199x112		2	831095	1
75	226x130		1	831175	1
75	226x130		2	831195	1
100	295x170		1	831275	1
100	295x170		2	831295	1
5-7-9	295x170	G23	1	831954	1

Equipment included: internal earth screw and cable gland.
Features: E27 lamp holder in porcelain.



Technopolymer
M20 cable gland

Round light fixtures in aluminium alloy with glass diffuser IP66

Lamp max power (W)	Dimensions (mm)	Lamp holder type	No. of entries	Palazzoli code	Pack Qty
75	200x182	E27	1	830071	1

Equipment included: internal earth screw and cable gland.
Features: E27 lamp holder in porcelain.



Technopolymer
M20 cable gland

Round light fixtures in aluminium alloy with protective cage in steel IP66

Lamp max power (W)	Dimensions (mm)	Lamp holder type	No. of entries	Palazzoli code	Pack Qty
75	200x182	E27	1	830072	1

Equipment included: internal earth screw and cable gland.
Features: E27 lamp holder in porcelain.





Anti-vibrating bayonet lamp holder type Swann for RINO light fixtures

Type	Lamp holder material	Palazzoli code	Pack Qty
B22d 4A 250V	brass	859412	1

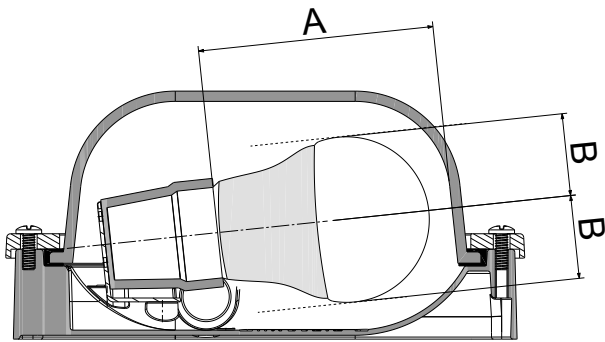
Equipment included: fixing support.





LIGHT FIXTURE/LAMP SELECTION - MAXIMUM POWER







	Maximum power (W)	LED (W)	Rated flux (Lm)		Halogen (W)	Electronic fluorescent compact E27 max (W)
			Warm white 3000K	Neutral white 4000K		
	60	8.7	630	640	42	15
	75	8.7	940	960	53	20
	100	13	1200	1250	72	23
	75	17	1530	1590	53	15

LIGHT FIXTURE/LAMP SELECTION - DIMENSIONS



	Maximum power (W)	A	B
	60	90	38
	75	110	40
	100	168	43
	75	90	38

LIGHT FIXTURE/LAMP SELECTION - SPARE PARTS

	Maximum power (W)	Diffusers	Gaskets	Lamp holders	
				 E27	 Swann
	60	831512	831540	819056	859412
	75	831612	831640		
	100	831712	831740	-	-
	75	830512	830540	819056	859412

The well glass fixtures can be installed on the ceiling, suspended by means of a threaded pipe, mounted squarely on a wall or on an inclined wall with an angle of 35°. Made to very high quality standards, they are characterised by a diffuser in impact-resistant striped glass with high luminous efficiency that can be replaced with diffusers available in different shades of colour.

Supplied with E27 safety lampholder in porcelain and RAL 7035 grey colour, a portable version is available with insulating body in thermosetting material reinforced with glass fibre.

All versions are IP65 watertight.

A wide range of technical accessories is provided, including protection cages.



Compliance with standards	Directive 2014/35/EU EN 60598-1 EN 60598-2-1 Directive 2011/65/EU EN 50581
Material	Aluminium alloy (body) Prismatic tempered glass (diffuser)
Surface treatment	Passivation with fluoro-zirconium treatment
Protection rating (IP according to EN 60598-1)	IP65
Paint	Hot-polymerised non-toxic polyester
Colour	RAL 7035 (body)
Impact resistance (IK rating according to IEC/EN 62262)	IK10
Insulation class	I
Lamp holder	Type E27 in porcelain
Supply voltage	230V 50-60Hz
Max conductor cross-section	2.5 mm²
Entry cable diameter	5-13 mm
Storage temperature	-50°C - +80°C
Operating temperature	-40°C - +70°C



Resistance to chemical agents

WATER	SALINE SOLUTION	ACIDS		BASES		SOLVENTS			
		CONCENTRATED	DILUTED	CONCENTRATED	DILUTED	ALCOHOL	ACETONE	PERCHLORO-ETHYLENE	BENZENE
↑	↑	↓	→	→	↑	↑	↑	↑	↑
OILS		FATS		AMMONIA	OXIDISERS	INORGANIC SALTS	GASOLINE	DETERGENTS	U.V. RAYS
MINERAL	VEGETABLE	ANIMAL	SYNTHETIC						
↑	↑	↑	↑	↑	→	↑	↑	↑	↑

Legend: ↑ high resistance → partial resistance ↓ low resistance



Well glass fixtures
in aluminium alloy
with glass diffuser
IP65

Technopolymer M20
cable gland

Lamp max power (W)	Lamp holder type	No. of entry cable glands	Palazzoli code	Pack Qty
60	E27	1	810071	1
75		1	810171	1
100		1	810271	1

Equipment included: cable gland.
Features: lamp holder in porcelain.



Well glass fixtures
90° angled in aluminium alloy
with glass diffuser
for wall-mounting
IP65

Technopolymer M20
cable gland

Lamp max power (W)	Lamp holder type	No. of entry cable glands	Palazzoli code	Pack Qty
60	E27	1	811071	1
75		1	811171	1
100		1	811271	1

Equipment included: cable gland.
Features: lamp holder in porcelain.



Well glass fixtures
pendant in aluminium alloy
with glass diffuser
IP65

Lamp max power (W)	Lamp holder type	No. of entry cable glands	Palazzoli code	Pack Qty
60	E27	1	812071	1
75		1	812171	1
100		1	812271	1

Features: with M20 threaded hole for pendant tube.
Lamp holder in porcelain.



Well glass fixtures
in aluminium alloy
with glass diffuser angled
for wall-mounting
IP65

Technopolymer M20
cable gland

Lamp max power (W)	Lamp holder type	No. of entry cable glands	Palazzoli code	Pack Qty
60	E27	1	813071	1
75		1	813171	1
100		1	813271	1

Equipment included: cable gland.
Features: lamp holder in porcelain.



Junction box
in aluminium alloy
for ceiling mounting
of pendant light fixtures
IP65

Technopolymer M20
cable gland

Inner dimensions	No. of entry cable glands	Front thread type	Palazzoli code	Pack Qty
Ø 62	2	1/2"	812988	1

Equipment included: internal and external earth screws and cable gland.
Features: cover with M20 threaded central hole for light fixture pendant tube.



Portable well glass fixture
in thermosetting GRP
with protection cage in steel
IP65

Technopolymer M20
cable gland

Lamp max power (W)	Lamp holder type	Palazzoli code	Pack Qty
60	E27	814052	1

Equipment included: cable entry with 1 cable gland with M20 threading and internal cable clamp.
Features: diffuser in ribbed clear glass Lamp holder in porcelain.



Bodies for cylindrical well glass fixtures in aluminium alloy for ceiling installation IP65

Technopolymer M20 cable gland

Lamp max power (W)	Lamp holder type	No. of cable glands 1/2 entry	Palazzoli code	Pack Qty
60	E27	1	810060	5
75		1	810100	1
100		1	810200	2

Equipment included: globe-holder ring, gasket, E27 safety lamp holder and cable gland.



Bodies for cylindrical well glass fixtures in aluminium alloy for 90° wall-mounting IP65

Technopolymer M20 cable gland

Lamp max power (W)	Lamp holder type	No. of cable glands entry 1/2	Palazzoli code	Pack Qty
60	E27	1	811060	5
75		1	811100	1
100		1	811200	2

Equipment included: globe-holder ring, gasket, E27 safety lamp holder and cable gland.



Bodies for cylindrical well glass fixtures in aluminium alloy for pendant mounting IP65

Technopolymer M20 cable gland

Lamp max power (W)	Lamp holder type	No. of cable glands entry 1/2	Palazzoli code	Pack Qty
60	E27	1	812060	5
75		1	812100	5
100		1	812200	2

Equipment included: globe-holder ring, gasket, E27 safety lamp holder and cable gland.
Features: with M20 threaded hole for porcelain tube.



Bodies for cylindrical well glass fixtures in aluminium alloy for angled wall-mounting IP65

Technopolymer M20 cable gland

Lamp max power (W)	Lamp holder type	No. of cable glands entry 1/2	Palazzoli code	Pack Qty
60	E27	1	813060	1
75		1	813100	2
100		1	813200	2

Equipment included: globe-holder ring, gasket, E27 safety lamp holder and cable gland.

LIGHT FIXTURE/LAMP SELECTION - MAXIMUM POWER

	Maximum power (W)	LED (W)	Electronic fluorescent compact E27 max (W)
	60	10	15
	75	11	20
	100	16	23



Clear ribbed glass **diffusers** for cylindrical well glass fixtures

Lamp max power (W)	Colour	Palazzoli code	Pack Qty
60	transparent	819012	1
75		819112	1
100		819212	1



UNAV 1268 diffusers in smooth coloured glass for cylindrical well glass fixtures

Lamp max power (W)	Colour	Palazzoli code	Pack Qty
60	transparent	850060	1
	blue	850061	1
40	yellow	850062	1
	red	850063	1
	green	850064	1



Diffusers in coloured polycarbonate for 60W cylindrical well glass fixtures

Lamp max power (W)	Colour	Palazzoli code	Pack Qty
40	transparent	819015	1
	yellow	819017	1
	red	819018	1
	green	819019	1



Anti-vibrating bayonet **lamp holder** Swann type with fins for cylindrical well glass fixtures

Type	Lamp holder material	Palazzoli code	Pack Qty
B22d 4A 250V	brass	859400	1

Equipment included: fixing support.



Protection cages in galvanised and tropicalised steel wire for cylindrical well glass fixtures

Lamp max power (W)	Palazzoli code	Pack Qty
60	819020	1
75	819120	1
100	819220	1



Protection cages in stainless steel wire for cylindrical well glass fixtures

Lamp max power (W)	Palazzoli code	Pack Qty
60	819022	1
75	850172	1



Reflectors in painted galvanised steel for cylindrical well light fixtures

Lamp max power (W)	Colour	Palazzoli code	Pack Qty
60	white	819030	5
75		819130	5
100		819230	5

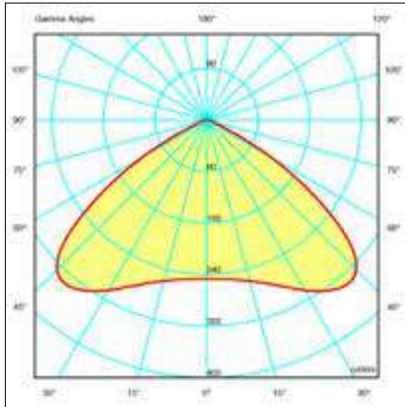


Shade in painted galvanised steel for directing the light output of cylindrical well glass fixtures

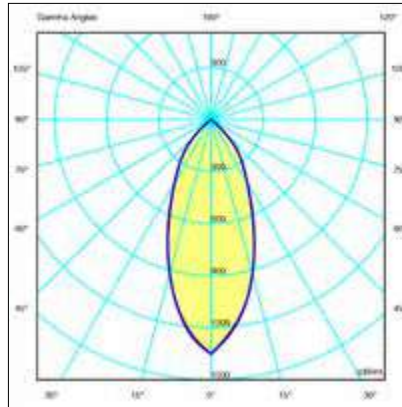
Lamp max power (W)	Colour	Palazzoli code	Pack Qty
60	aluminium	819035	1
75		819135	1
100		819235	1

Assessed in accredited laboratories in compliance with UNI EN 13032-1-4 and IES LM 79-08 standards

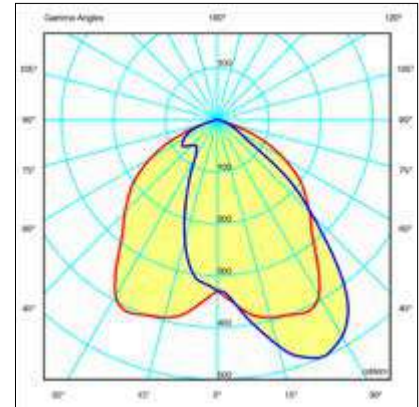
LED - FLOODLIGHTS AND SUSPENSIONS



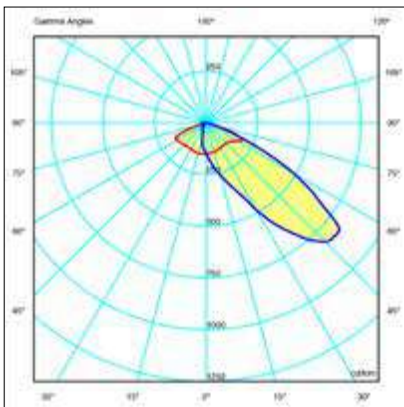
1 - Symmetrical extra wide beam



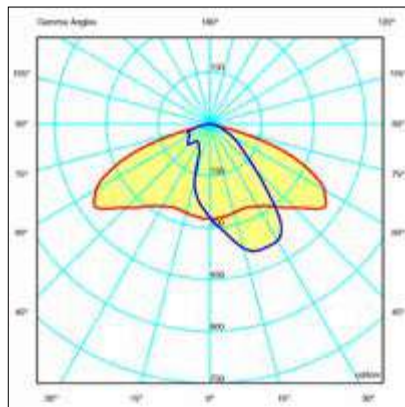
2 - Symmetrical narrow beam



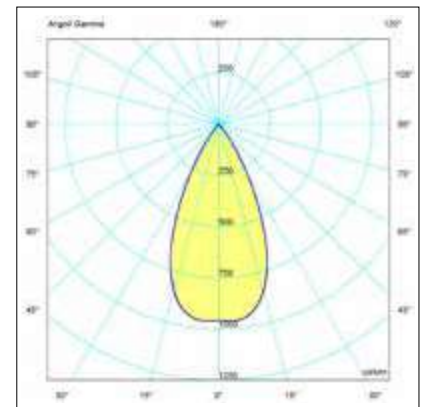
3 - Asymmetrical extra wide beam



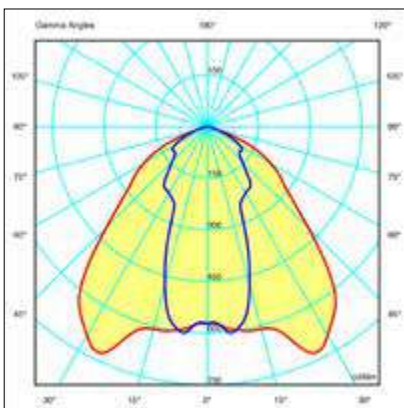
4 - Asymmetrical narrow beam



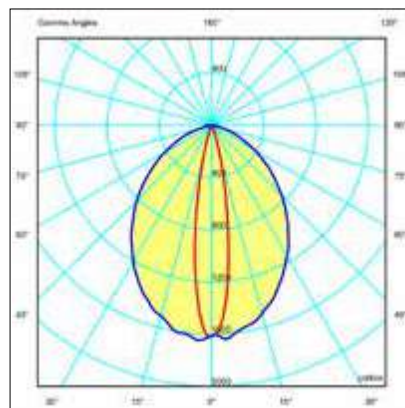
5 - Roadway wide beam



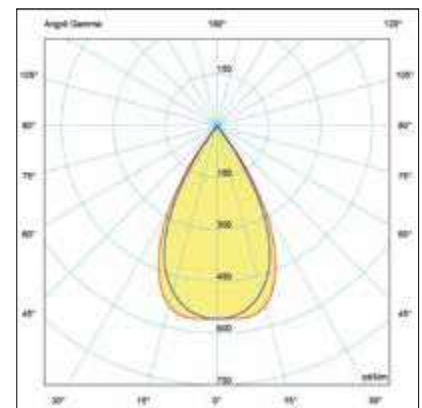
6 - Symmetrical medium beam



7 - Elliptical



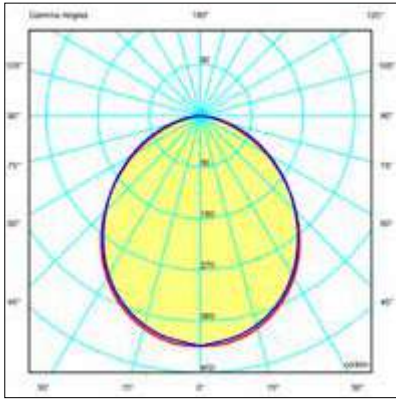
8 - Elliptical



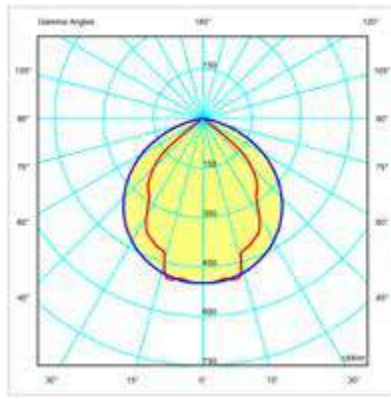
34 - Symmetrical extra wide beam

Assessed in accredited laboratories in compliance with UNI EN 13032-1-4 and IES LM 79-08 standards

LED - LIGHT FIXTURES

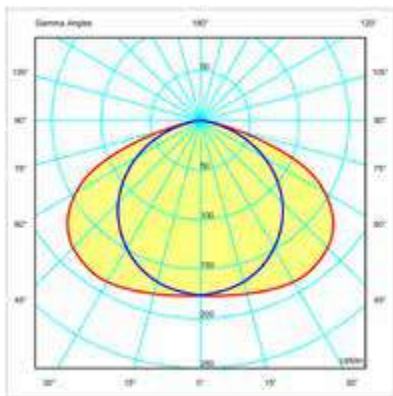


9 - Symmetrical extra wide beam

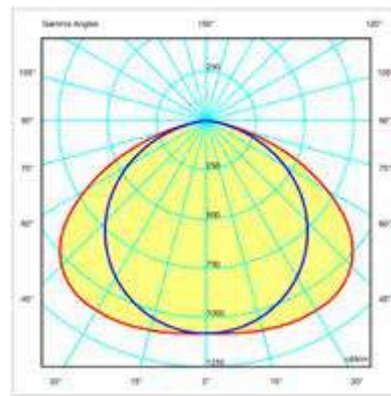


10 - Symmetrical narrow beam

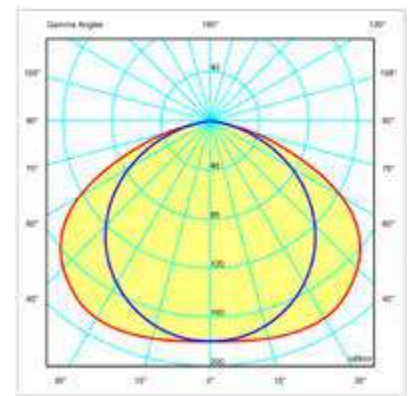
FLUORESCENT - LIGHT FIXTURES



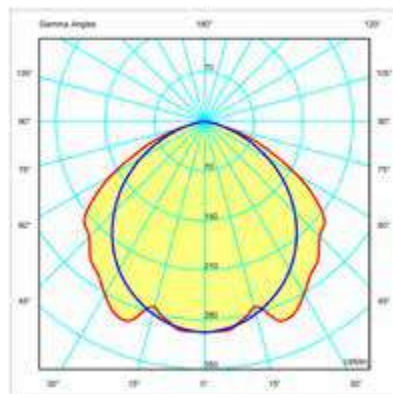
11 - T8 - 1 tube - White reflector



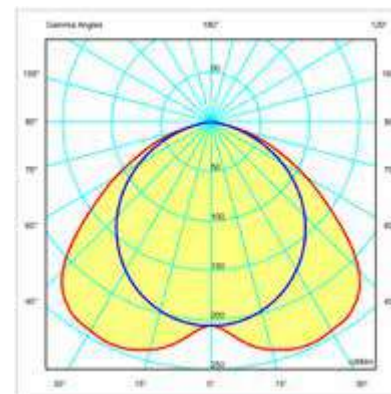
12 - T8 - 2 tubes - White reflector



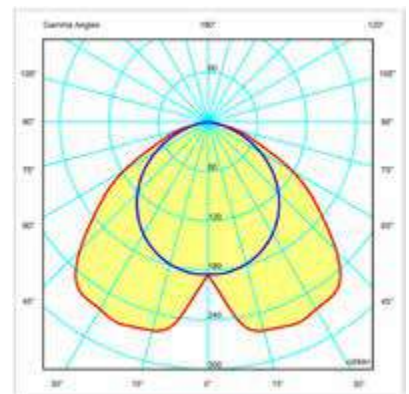
13 - T5 - 2 tubes - White reflector



14 - T8 - 1 tube - Symmetrical beam



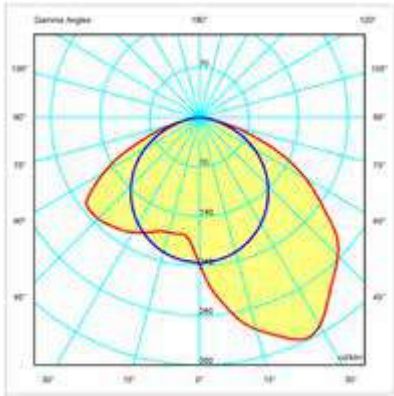
15 - T8 - 2 tubes - Symmetrical beam



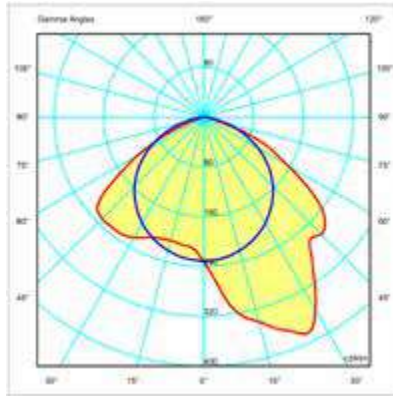
16 - T5 - 2 tubes - Symmetrical beam

Assessed in accredited laboratories in compliance with UNI EN 13032-1-4 and IES LM 79-08 standards

FLUORESCENT - LIGHT FIXTURES

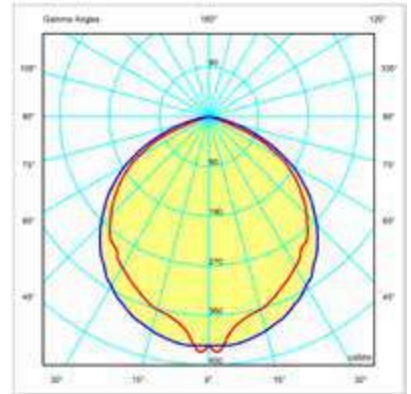


17 - T8 - Asymmetrical beam



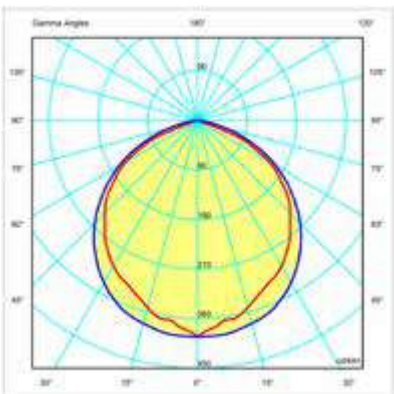
18 - T5 - Asymmetrical beam

LED ATEX - LIGHT FIXTURES

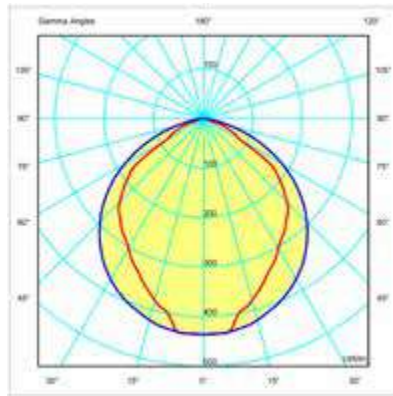


19 - Extra wide beam - 24W

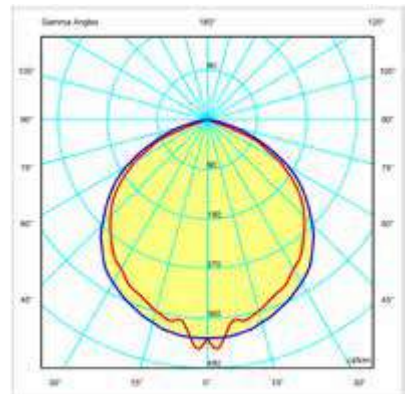
LED ATEX - LIGHT FIXTURES



20 - Extra wide beam - 38W

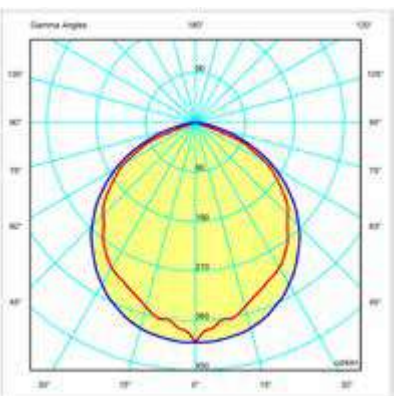


21 - Extra wide beam - 44W



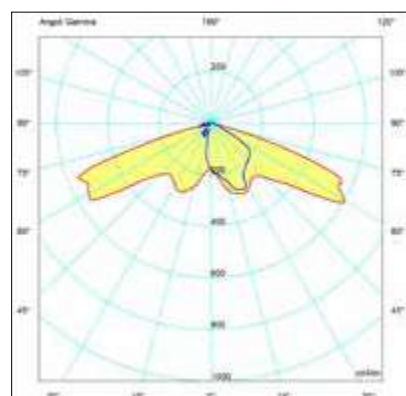
22 - Extra wide beam - 19W

LED ATEX - LIGHT FIXTURES

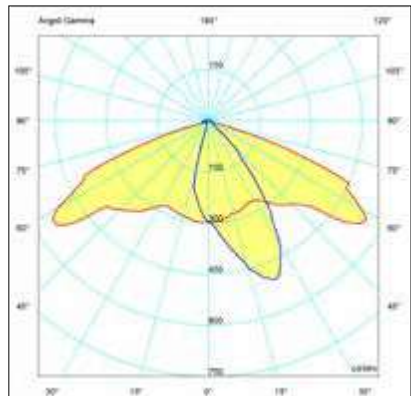


23 - Extra wide beam - 36W

LED - ROADWAY LIGHTING SYSTEM



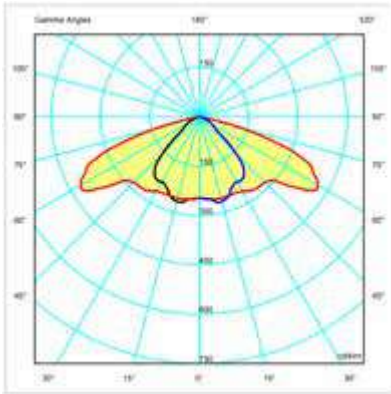
24 - Roadway wide beam ST1



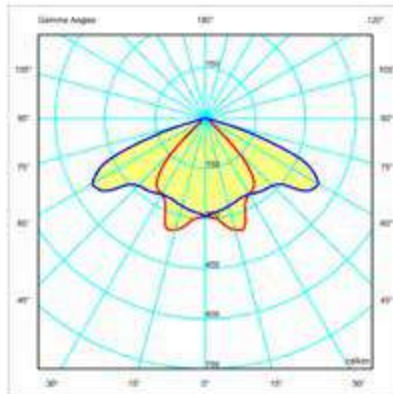
25 - Roadway narrow beam ST2

Assessed in accredited laboratories in compliance with UNI EN 13032-1-4 and IES LM 79-08 standards

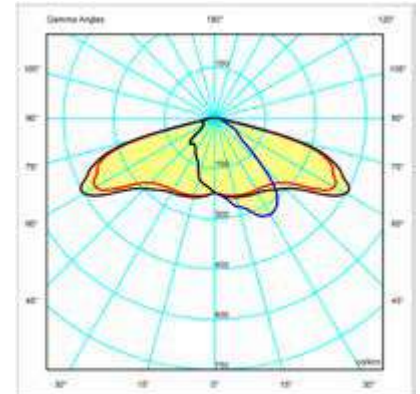
LED - TUNNEL



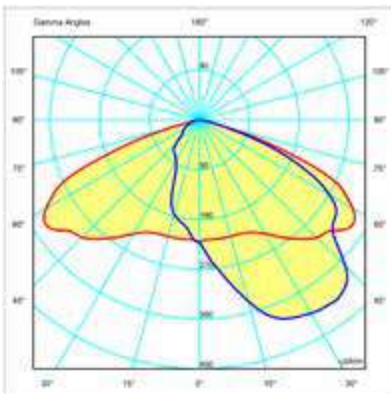
26 - Symmetrical beam PS1



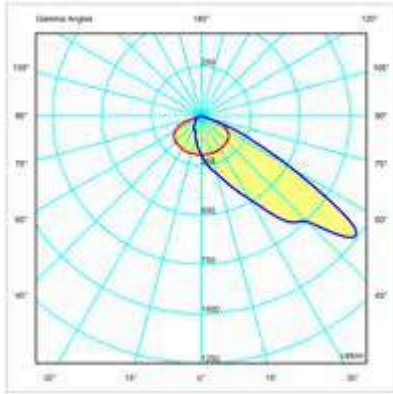
27 - Symmetrical and transversal beam PS3



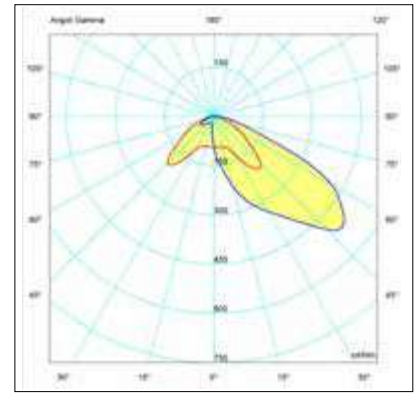
28 - Asymmetrical 20° beam PA1



29 - Asymmetrical 25° beam PA3

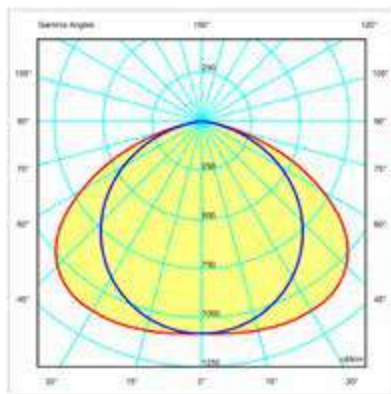


30 - Counter-beam RS1

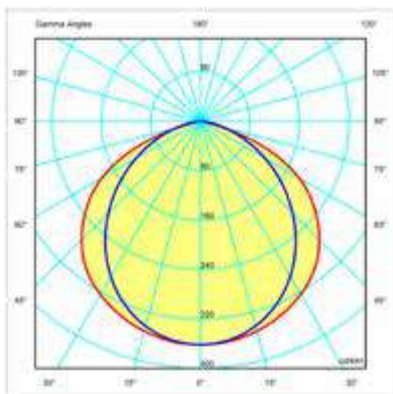


31 - Counter-beam 50° RS2

FLUORESCENT - MARINE LIGHT FIXTURES



32 - T5 - 2 tubes - Transparent



33 - T5 - 2 tubes - Opaline





ATEX

SECTION



ATEX



MOBILE PLUGS

X-CEE-EX
plugs in antistatic
insulating material



page 298

zone **2-21-22**

INTERLOCKED SOCKET-OUTLETS

TAIS-EX
interlocked socket-outlets
in antistatic thermosetting
GRP



page 300

zone **2-21-22**


TAIS-EX
boxes in antistatic
thermosetting GRP
for combinations



page 304

zone **2-21-22**

ALUPRES-EX
interlocked socket-outlets
in aluminium alloy



page 306

zone **2-21-22**

ALUPRES-EX
boxes in aluminium alloy
for combinations



page 309

zone **2-21-22**

JUNCTION BOXES

TAIS-EX
boxes in antistatic
thermosetting GRP



page 310

zone **1-2-21-22**


ALUPRES-EX
boxes in aluminium alloy



page 312

zone **1-2-21-22**


UNI-EX
Cable glands
and adaptors



page 316

zone **1-2-21-22**

UNI-EX
cable glands
for armoured cables



page 319

zone **1-2-21-22**




CONTROL DEVICES

CAM-EX
rotary devices in antistatic
thermosetting GRP



page 320

zone 2-21-22




CAM-EX
rotary devices
in aluminium alloy

page 322

zone 2-21-22

SMALL CONTROL AND SIGNALLING DEVICES

TAIS MIGNON-EX
small devices in antistatic
thermosetting GRP



page 324

zone 2-22




RONDÓ-EX
small devices
in aluminium alloy

page 326


zone 2-22

ALARM-EX
sirens



page 328

zone 2-21-22



ALARM-EX
bells

page 328

zone 2-22

LIGHTING DEVICES

RINO-EX
fluorescent light fixtures
stainless steel



page 330

zone 1-2-21-22




RINO-EX
fluorescent light fixtures
stainless steel

page 332

zone 2-21-22

RINO-EX
oval and round light
fixtures in aluminium alloy



page 334

zone 2-21-22




RINO-EX
LED light fixtures
stainless steel

page 336

zone 2-22

MITO-EX
devices in aluminium alloy



page 338

zone 22



ZONE	GAS			DUST		
	0	1	2	20	21	22
USABLE			X		X	X

Low-voltage straight mobile plugs, standard type EN 60309-1 and EN 60309-2, suitable for use in explosion hazardous areas, as defined by the ATEX Directive 2014/34/EU.

The quality of the materials, the terminals with cage clamps throughout the range, the broad entry cable clamping, the total protection rating, the resistance to impacts and crushing make this range suitable for use in the harshest environments.


The range offers maximum ease of use, with details such as easy cable coupling, the possibility of use in suspension, the absence of screws to fix the grips and ergonomic shapes.

Cable features:

Rated current (A)	Poles	Entry cable diameter (mm)	Cable cross-section range (mm ²)
16	2P+⚡	6.3 - 18	1 - 10
	3P+⚡		
	3P+N+⚡	9 - 23	
32	2P+⚡	9 - 23	1 - 10
	3P+⚡		
	3P+N+⚡	13 - 27	
63	2P+⚡	14 - 36	6 - 25
	3P+⚡		
	3P+N+⚡		

Compliance with standards
Directive ATEX 2014/34/EU
EN 60079-0
EN 60079-15
EN 60079-31

Directive LVD 2014/35/EU
EN 60309-1
EN 60309-2

Atex execution 
Ex nA IIC T6 Gc
Ex tb IIIC T 90°C Db

Casing material **High-thickness antistatic technopolymer**

Surface resistance **<10⁹ Ω**
(prevention of electrostatic charge accumulation)

Protection rating (IP according to IEC/EN 60529) **IP66/IP67**

Colour **RAL 9005 (black)**

Rated current **16A - 32A - 63A**

Operating voltage **50V - 500V**

Operating frequency **50 - 60Hz**

Insulation voltage **500V**

Operating temperature **-40°C - +60°C**





SUITABLE FOR ZONE 2 (GAS) AND 21 - 22 (DUST)



High-performance
straight mobile plugs
50-60Hz **IP66/IP67**

Rated current (A)	Rated voltage (V)	Voltage colour	Poles	h ref.	Palazzoli code	Pack Qty
16	110	Yellow	2P+ ⚡	4	760124EX	1
	110	Yellow	3P+ ⚡	4	760134EX	1
	110	Yellow	3P+N+ ⚡	4	760144EX	1
	230	Blue	2P+ ⚡	6	760126EX	1
	230	Blue	3P+ ⚡	9	760139EX	1
	230	Blue	3P+N+ ⚡	9	760149EX	1
	400	Red	2P+ ⚡	9	760129EX	1
	400	Red	3P+ ⚡	6	760136EX	1
	400	Red	3P+N+ ⚡	6	760146EX	1
	500	Black	3P+ ⚡	7	760137EX	1
	500	Black	3P+N+ ⚡	7	760147EX	1
	32	110	Yellow	2P+ ⚡	4	760224EX
110		Yellow	3P+ ⚡	4	760234EX	1
110		Yellow	3P+N+ ⚡	4	760244EX	1
230		Blue	2P+ ⚡	6	760226EX	1
230		Blue	3P+ ⚡	9	760239EX	1
230		Blue	3P+N+ ⚡	9	760249EX	1
400		Red	2P+ ⚡	9	760229EX	1
400		Red	3P+ ⚡	6	760236EX	1
400		Red	3P+N+ ⚡	6	760246EX	1
500		Black	3P+ ⚡	7	760237EX	1
500		Black	3P+N+ ⚡	7	760247EX	1
63		110	Yellow	2P+ ⚡	4	760324EX
	110	Yellow	3P+ ⚡	4	760334EX	1
	110	Yellow	3P+N+ ⚡	4	760344EX	1
	230	Blue	2P+ ⚡	6	760326EX	1
	230	Blue	3P+ ⚡	9	760339EX	1
	230	Blue	3P+N+ ⚡	9	760349EX	1
	400	Red	2P+ ⚡	9	760329EX	1
	400	Red	3P+ ⚡	6	760336EX	1
	400	Red	3P+N+ ⚡	6	760346EX	1
	500	Black	3P+ ⚡	7	760337EX	1
	500	Black	3P+N+ ⚡	7	760347EX	1



Watertight caps
for plugs
IP66/IP67

Rated current (A)	Poles	Palazzoli code	Pack Qty
16A	2P+ ⚡	476903EX	1
	3P+ ⚡	476913EX	1
	3P+N+ ⚡	476923EX	1
32A	2P+ ⚡ / 3P+ ⚡	476905EX	1
	3P+N+ ⚡	476925EX	1
63A	2P+ ⚡ / 3P+ ⚡ / 3P+N+ ⚡	476907EX	1
125A	2P+ ⚡ / 3P+ ⚡ / 3P+N+ ⚡	476909EX	1

Features: ensures the IP67 protection rating when the plug is not in use.



ZONE	GAS			DUST		
	0	1	2	20	21	22
USABLE			X		X	X

Watertight wall-mounted interlocked socket-outlets with housing in Palazzoli antistatic thermosetting GRP for use in explosion hazardous areas, as defined in the ATEX Directive 2014/34/EU.

The cover is attached to the body by means of stainless steel screws, while the sealing is ensured by a reinforced gasket in non-ageing elastomer which ensures an IP66 protection rating.

The interlock mechanism is made of metal, and the operation handle is category AC23A-AC3 at rated current with conditional short-circuit current $\geq 10\text{kA}$.

Rated operating current:

			16A	20A 32A	40A 63A
Thermal current I_{th}		A	16	32	63
AC21A	415V	A	16	32	63
	500V				
AC22A	415V	A	16	32	63
	500V				
AC23A	230V	A	16	32	63
	400V				
	500V				
AC23A	230V	kW	4.5	8.5	20
	400V		7.5	15	34
	500V		8.5	17	44
AC3	230V	kW	4.5	8.5	18
	400V		7.5	15	31
	500V		8.5	17	40

Wiring data:

			16A	20A 32A	40A 63A
Entry cable diameter	mm		12 - 18	16 - 25	22 - 32
Entry cable sections	mm ²		1 - 10		6 - 16
Tightening torque	Nm		2		

Compliance with standards
Directive ATEX 2014/34/EU
EN 60079-0
EN 60079-15
EN 60079-31

Directive LVD 2014/35/EU
EN 60309-1
EN 60309-2
EN 60309-4

II 3G 2D

Atex execution
(sockets)
Ex nR IIC T5/T6 Gc
Ex tb IIIC T 80°C...140 °C Db
(table on page 301)
(boxes)
Ex nR IIC Gc
Ex tb IIIC Db

Casing material **Palazzoli antistatic thermosetting GRP**

Surface resistance **<10⁹ Ω**
(prevention of electrostatic charge accumulation)

Protection rating (IP according to IEC/EN 60529) **IP66**

Colour **RAL 9005 (black)**

Resistance to abnormal heat and fire ("Glow wire" according to IEC/EN 60695-2-10) **960°C**

Flammability rating (according to UL94) **V0**

Rated current **16A - 32A - 63A**

Operating Voltage **50V - 500V**

Operating frequency **50 - 60Hz**

Conditional short-circuit current isolator switch **$\geq 10\text{kA}$**

Insulation voltage **500V**

Insulation class **II**

Operating temperature **-40°C - +65°C**
-40°C ÷ +40°C sockets with fuses and MCB
(table on page 301)





TABLE OF AMBIENT TEMPERATURES AND ATEX MARKINGS

Version	In	Ambient temperature	Temperature class	Maximum surface temperature	Cable temperature
DUST					
Direct	16A	-40°C+50°C	-	T90°C	-
		-40°C+65°C		T105°C	95°C
	32A	-40°C+50°C		T110°C	-
		-40°C+65°C		T125°C	95°C
	63A	-40°C+50°C		T125°C	-
		-40°C+65°C		T140°C	95°C
Fuse	16A	-40°C - +40°C	T80°C	-	
	32A		T100°C	-	
	63A		T115°C	105°C	
MCB	16A	-40°C - +40°C	T80°C	-	
	32A		T100°C	-	
	63A		T115°C	105°C	
GAS					
Direct	16A	-40°C+50°C	T6	-	
		-40°C+65°C	T5	95°C	
	32A	-40°C+50°C	T6	-	
		-40°C+65°C	T5	95°C	
	63A	-40°C+50°C	T6	-	
		-40°C+65°C	T5	95°C	
Fuse	16A	-40°C - +40°C	T6	-	
	20A			-	
	40A			-	
MCB	16A	-40°C - +40°C	T6	-	
	32A			-	
	40A			-	

TABLE OF THE MAXIMUM DISSIPATED POWER OF THE BOXES FOR SETS OF SOCKETS

Palazzoli code	-40 - +40°C (W)	-40 - +50°C (W)	-40 - +65°C (W)
DUST			
532240EX	18	12	6
532242EX	23	22	11
532244EX	25	25	23
GAS			
532240EX	8	8	6
532242EX	8	7	7
532244EX	9	8	8

Boxes on page 304

TABLE FOR THE SELECTION OF PLUGS THAT CAN BE COMBINED WITH THE SOCKETS FOR ZONE 2

Rated current			
Socket-outlet with fuses	Socket-outlet with MCB	Socket-outlet without protection	Plug
16A	16A	16A	16A
20A	32A	32A	32A
40A	40A	63A	63A

SUITABLE FOR ZONES 21-22 (DUST)

MODULE 125



Modular interlocked socket-outlets in thermosetting GRP for wall-mounting 50-60Hz IP66

Rated current (A)	Rated voltage (V)	Voltage colour	Poles	h ref.	Palazzoli code	Pack Qty	
16	110	Yellow	2P+⊕	4	467124EX	1	
	110	Yellow	3P+⊕	4	467134EX	1	
	110	Yellow	3P+N+⊕	4	467144EX	1	
	230	Blue	2P+⊕	6	467126EX	1	
	230	Blue	3P+⊕	9	467139EX	1	
	230	Blue	3P+N+⊕	9	467149EX	1	
	M25 entry	400	Red	2P+⊕	9	467129EX	1
		400	Red	3P+⊕	6	467136EX	1
		400	Red	3P+N+⊕	6	467146EX	1
		500	Black	3P+⊕	7	467137EX	1
		500	Black	3P+N+⊕	7	467147EX	1
		32	110	Yellow	2P+⊕	4	470224EX
110			Yellow	3P+⊕	4	470234EX	1
110			Yellow	3P+N+⊕	4	470244EX	1
230			Blue	2P+⊕	6	470226EX	1
230			Blue	3P+⊕	9	470239EX	1
230			Blue	3P+N+⊕	9	470249EX	1
M32 entry			400	Red	2P+⊕	9	470229EX
	400		Red	3P+⊕	6	470236EX	1
	400		Red	3P+N+⊕	6	470246EX	1
	500		Black	3P+⊕	7	470237EX	1
	500		Black	3P+N+⊕	7	470247EX	1
	63		110	Yellow	2P+⊕	4	470324EX
		110	Yellow	3P+⊕	4	470334EX	1
		110	Yellow	3P+N+⊕	4	470344EX	1
		230	Blue	2P+⊕	6	470326EX	1
		230	Blue	3P+⊕	9	470339EX	1
		230	Blue	3P+N+⊕	9	470349EX	1
		M40 entry	400	Red	2P+⊕	9	470329EX
400			Red	3P+⊕	6	470336EX	1
400			Red	3P+N+⊕	6	470346EX	1
500			Black	3P+⊕	7	470337EX	1
500			Black	3P+N+⊕	7	470347EX	1

Equipment included: cable gland in technopolymer.

Technical accessories:





SUITABLE FOR ZONE 21-22 (DUST)

MODULE 125



Modular interlocked socket-outlets in thermosetting GRP with **fuse holder base** for wall-mounting 50-60Hz **IP66**

	Rated current (A)	Rated voltage (V)	Voltage colour	Poles	h ref.	Palazzoli code	Pack Qty
16 M25 entry fuses 10.3x38	110	110	Yellow	2P+⊕	4	463124EX	1
	110	110	Yellow	3P+⊕	4	463134EX	1
	110	110	Yellow	3P+N+⊕	4	463144EX	1
	230	230	Blue	2P+⊕	6	463126EX	1
	230	230	Blue	3P+⊕	9	463139EX	1
	230	230	Blue	3P+N+⊕	9	463149EX	1
	400	400	Red	2P+⊕	9	463129EX	1
	400	400	Red	3P+⊕	6	463136EX	1
	400	400	Red	3P+N+⊕	6	463146EX	1
	500	500	Black	3P+⊕	7	463137EX	1
	500	500	Black	3P+N+⊕	7	463147EX	1
	32 M32 entry fuses 14x51	110	110	Yellow	2P+⊕	4	472611EX
110		110	Yellow	3P+⊕	4	472711EX	1
110		110	Yellow	3P+N+⊕	4	472811EX	1
230		230	Blue	2P+⊕	6	472621EX	1
230		230	Blue	3P+⊕	9	472721EX	1
230		230	Blue	3P+N+⊕	9	472821EX	1
400		400	Red	2P+⊕	9	472631EX	1
400		400	Red	3P+⊕	6	472731EX	1
400		400	Red	3P+N+⊕	6	472831EX	1
500		500	Black	3P+⊕	7	472751EX	1
500		500	Black	3P+N+⊕	7	472841EX	1
63 M40 entry fuses E33 DIII		110	110	Yellow	2P+⊕	4	472612EX
	110	110	Yellow	3P+⊕	4	472712EX	1
	110	110	Yellow	3P+N+⊕	4	472812EX	1
	230	230	Blue	2P+⊕	6	472622EX	1
	230	230	Blue	3P+⊕	9	472722EX	1
	230	230	Blue	3P+N+⊕	9	472822EX	1
	400	400	Red	2P+⊕	9	472632EX	1
	400	400	Red	3P+⊕	6	472732EX	1
	400	400	Red	3P+N+⊕	6	472832EX	1
	500	500	Black	3P+⊕	7	472752EX	1
	500	500	Black	3P+N+⊕	7	472842EX	1

Equipment included: cable gland in technopolymer.
Features: fuses not included. Codes 472612EX, 472622EX, 472632EX have a cable gland with entry diameter of 16-26 mm.

Technical accessories:



MODULE 125



Modular interlocked socket-outlets in thermosetting GRP with **MCB** for wall-mounting 50-60Hz **IP66**

	Rated current (A)	Rated voltage (V)	Voltage colour	Poles	h ref.	Palazzoli code	Pack Qty	
16 M25 entry switch 4.5 kA curve C	110	110	Yellow	2P+⊕	4	464210EX	1	
	110	110	Yellow	3P+⊕	4	464310EX	1	
	110	110	Yellow	3P+N+⊕	4	464410EX	1	
	230	230	Blue	2P+⊕	6	464220EX	1	
	230	230	Blue	3P+⊕	9	464320EX	1	
	230	230	Blue	3P+N+⊕	9	464420EX	1	
	400	400	Red	2P+⊕	9	464230EX	1	
	400	400	Red	3P+⊕	6	464330EX	1	
	400	400	Red	3P+N+⊕	6	464430EX	1	
	32 M32 entry switch 6kA curve C	110	110	Yellow	3P+⊕	4	464711EX	1
		110	110	Yellow	3P+N+⊕	4	464811EX	1
		230	230	Blue	2P+⊕	6	464621EX	1
230		230	Blue	3P+⊕	9	464721EX	1	
400		400	Red	3P+⊕	6	464731EX	1	
400		400	Red	3P+N+⊕	6	464831EX	1	
63 M40 entry switch 10kA curve C	230	230	Blue	3P+⊕	9	464722EX	1	
	400	400	Red	3P+⊕	6	464732EX	1	
	400	400	Red	3P+N+⊕	6	464832EX	1	

Equipment included: cable gland in technopolymer.
Features: voltage presence indicator light.
Code 464722EX has a cable gland with an entry diameter of 16-26 mm.

Technical accessories:



Software for the design and cost estimation of distribution boards

For any application need you can create your own distribution boards online with TAIS-EX sockets for use in explosion hazardous areas



The Tais-EX software is active on www.palazzoli.com

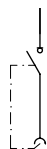


SUITABLE FOR ZONE 2 (GAS)

MODULE 125



Modular interlocked socket-outlets in thermosetting GRP for wall-mounting 50-60Hz IP66



Rated current (A)	Rated voltage (V)	Voltage colour	Poles	h ref.	Palazzoli code	Pack Qty
16 M25 entry	110	Yellow	2P+⊕	4	467124EX	1
	110	Yellow	3P+⊕	4	467134EX	1
	110	Yellow	3P+N+⊕	4	467144EX	1
	230	Blue	2P+⊕	6	467126EX	1
	230	Blue	3P+⊕	9	467139EX	1
	230	Blue	3P+N+⊕	9	467149EX	1
	400	Red	2P+⊕	9	467129EX	1
	400	Red	3P+⊕	6	467136EX	1
	400	Red	3P+N+⊕	6	467146EX	1
	500	Black	3P+⊕	7	467137EX	1
500	Black	3P+N+⊕	7	467147EX	1	
32 M32 entry	110	Yellow	2P+⊕	4	470224EX	1
	110	Yellow	3P+⊕	4	470234EX	1
	110	Yellow	3P+N+⊕	4	470244EX	1
	230	Blue	2P+⊕	6	470226EX	1
	230	Blue	3P+⊕	9	470239EX	1
	230	Blue	3P+N+⊕	9	470249EX	1
	400	Red	2P+⊕	9	470229EX	1
	400	Red	3P+⊕	6	470236EX	1
	400	Red	3P+N+⊕	6	470246EX	1
	500	Black	3P+⊕	7	470237EX	1
500	Black	3P+N+⊕	7	470247EX	1	
63 M40 entry	110	Yellow	2P+⊕	4	470324EX	1
	110	Yellow	3P+⊕	4	470334EX	1
	110	Yellow	3P+N+⊕	4	470344EX	1
	230	Blue	2P+⊕	6	470326EX	1
	230	Blue	3P+⊕	9	470339EX	1
	230	Blue	3P+N+⊕	9	470349EX	1
	400	Red	2P+⊕	9	470329EX	1
	400	Red	3P+⊕	6	470336EX	1
	400	Red	3P+N+⊕	6	470346EX	1
	500	Black	3P+⊕	7	470337EX	1
500	Black	3P+N+⊕	7	470347EX	1	

Equipment included: cable gland in technopolymer.

Notes: the 63A socket-outlets installed side by side in combination can be used only up to 50A.

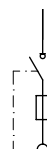
Technical accessories:



MODULE 125



Modular interlocked socket-outlets in thermosetting GRP with **fuse holder base** for wall-mounting 50-60Hz IP66



Rated current (A)	Rated voltage (V)	Voltage colour	Poles	h ref.	Palazzoli code	Pack Qty
16 M25 entry fuses 10.3x38	110	Yellow	2P+⊕	4	463124EX	1
	110	Yellow	3P+⊕	4	463134EX	1
	110	Yellow	3P+N+⊕	4	463144EX	1
	230	Blue	2P+⊕	6	463126EX	1
	230	Blue	3P+⊕	9	463139EX	1
	230	Blue	3P+N+⊕	9	463149EX	1
	400	Red	2P+⊕	9	463129EX	1
	400	Red	3P+⊕	6	463136EX	1
	400	Red	3P+N+⊕	6	463146EX	1
	500	Black	3P+⊕	7	463137EX	1
500	Black	3P+N+⊕	7	463147EX	1	
20 M32 entry fuses 14x51	110	Yellow	2P+⊕	4	472611EX	1
	110	Yellow	3P+⊕	4	472711EX	1
	110	Yellow	3P+N+⊕	4	472811EX	1
	230	Blue	2P+⊕	6	472621EX	1
	230	Blue	3P+⊕	9	472721EX	1
	230	Blue	3P+N+⊕	9	472821EX	1
	400	Red	2P+⊕	9	472631EX	1
	400	Red	3P+⊕	6	472731EX	1
	400	Red	3P+N+⊕	6	472831EX	1
	500	Black	3P+⊕	7	472751EX	1
500	Black	3P+N+⊕	7	472841EX	1	
40 M32 entry fuses 14x51	110	Yellow	2P+⊕	4	463324EX	1
	110	Yellow	3P+⊕	4	463334EX	1
	110	Yellow	3P+N+⊕	4	463344EX	1
	230	Blue	2P+⊕	6	463326EX	1
	230	Blue	3P+⊕	9	463339EX	1
	230	Blue	3P+N+⊕	9	463349EX	1
	400	Red	2P+⊕	9	463329EX	1
	400	Red	3P+⊕	6	463336EX	1
	400	Red	3P+N+⊕	6	463346EX	1
	500	Black	3P+⊕	7	463337EX	1
500	Black	3P+N+⊕	7	463347EX	1	

Equipment included: cable gland in technopolymer.

Features: fuses not included.

Technical accessories:



**SUITABLE FOR ZONE 2 (GAS)****SUITABLE FOR ZONE 2 (GAS) AND 21-22 (DUST)**

MODULE 125



Modular interlocked socket-outlets in thermosetting GRP with **MCB** for wall-mounting 50-60Hz **IP66**

Rated current (A)	Rated voltage (V)	Voltage colour	Poles	h ref.	Palazzoli code	Pack Qty
16 M25 entry switch 4.5 kA curve C	110	Yellow	2P+⊕	4	464210EX	1
	110	Yellow	3P+⊕	4	464310EX	1
	110	Yellow	3P+N+⊕	4	464410EX	1
	230	Blue	2P+⊕	6	464220EX	1
	230	Blue	3P+⊕	9	464320EX	1
	230	Blue	3P+N+⊕	9	464420EX	1
	400	Red	2P+⊕	9	464230EX	1
	400	Red	3P+⊕	6	464330EX	1
	400	Red	3P+N+⊕	6	464430EX	1
	32 M32 entry switch 6 kA curve C	110	Yellow	3P+⊕	4	464711EX
110		Yellow	3P+N+⊕	4	464811EX	1
230		Blue	2P+⊕	6	464621EX	1
230		Blue	3P+⊕	9	464721EX	1
400		Red	3P+⊕	6	464731EX	1
40 M32 entry switch 10kA curve C	230	Blue	3P+⊕	9	464339EX	1
	400	Red	3P+⊕	6	464336EX	1
	400	Red	3P+N+⊕	6	464346EX	1

Equipment included: cable gland in technopolymer.**Features:** voltage presence indicator light.

Device for testing the **restricted breathing** of the sockets

Socket rated current	No. of poles	Palazzoli code	Pack Qty
16A	2P+⊕	478126	1
	3P+⊕	478136	1
	3P+N+⊕	478146	1
20A/32A	2P+⊕/3P+⊕	478206	1
	3P+N+⊕	478246	1
40A/63A	2P+⊕/3P+⊕/3P+N+⊕	478306	1

Equipment included: transparent tube to be applied to the testing device.**Instructions:** insert the testing device into the socket-outlet (test port), tighten the device's ring nut and do the testing according to Art. 33.7.1 of EN60079-15 standards with the suitable measuring device.

Boxes in thermosetting GRP with blind cover for the creation of multiple socket boards **IP66**

Outer dimensions (mm)	Power dissipation Ta = +40°C* (W)		No. of installable devices	Palazzoli code	Pack Qty
	Gas	Dust			
125x185x125	8	18	1	532240EX	1
250x185x125	8	23	2	532242EX	1
380x185x125	9	25	3	532244EX	1

Features: supplied with drilling template. The protection rating and the consequent certification of the distribution board are guaranteed if the holes in the boxes are made with the special set of hole cutters of the TAIS series, code 538410 according to the instructions provided with the product.

*For Ta values >40°C see the table on page 301.



Mounting plates in thermosetting GRP with guided system for the creation of multiple socket boards

Outer dimensions (mm)	No. of installable devices	Palazzoli code	Pack Qty
125x630	1	538800	1
250x630	2	538802	1
380x630	3	538804	1

Equipment included: pre-arranged with brass grub screws and stainless steel screws for fastening devices.**Features:** the guided positioning system simplifies the assembly of the devices onto the plate.

Fittings for coupling sockets with boxes **IP66**

From hole	To hole	Palazzoli code	Pack Qty
M25	M25	538421EX	1
M32	M32	538429EX	1
M40	M40	538436EX	1

Features: they are required to couple sockets with boxes.

Set of hole cutters cup shaped in steel for quick drill connection tungsten carbide teeth specific for thermosetting GRP

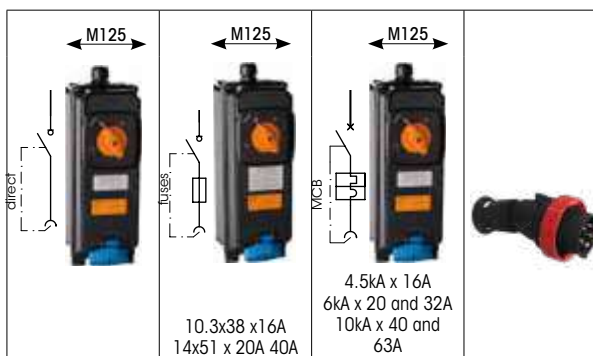
Hole type	Diameter (mm)	Palazzoli code	Pack Qty
M20 - M25 - M32 - M40	20.5 - 25.5 - 32.5 - 40.5	538410	1



GUIDE TO THE CREATION OF COMPOSITIONS WITH TAIS-EX SOCKETS

ATEX
 II 2D Ex tb IIC
 T 80°...140°C
 Db

 II 3G Ex nR IIC
 T5/T6 Gc



TUV CERTIFICATES WIRED BY THE INSTALLER

Dusts zone 21 - 22

538800
 1 socket

538802
 2 sockets

DUST ZONE 21-22								
16A	230V	2P+⊕	M25	●	467126EX	463126EX	464220EX	760126EX
	400V	3P+⊕	M25	●	467136EX	463136EX	464330EX	760136EX
	400V	3P+N+⊕	M25	●	467146EX	463146EX	464430EX	760146EX
32A	230V	2P+⊕	M32	●	470226EX	472621EX	464621EX	760226EX
	400V	3P+⊕	M32	●	470236EX	472731EX	464731EX	760236EX
	400V	3P+N+⊕	M32	●	470246EX	472831EX	464831EX	760246EX
63A	400V	3P+⊕	M40	●	470336EX	472732EX	464732EX	760336EX
	400V	3P+N+⊕	M40	●	470346EX	472832EX	464832EX	760346EX

Gas Zone 2 from 16A to 20A

538800
 1 socket

538802
 2 sockets

Common equipment for dust and gas: cable gland in technopolymer

GAS ZONE 2								
16A	230V	2P+⊕	M25	●	467126EX	463126EX	464220EX	760126EX
	400V	3P+⊕	M25	●	467136EX	463136EX	464330EX	760136EX
	400V	3P+N+⊕	M25	●	467146EX	463146EX	464430EX	760146EX
20A	230V	2P+⊕	M32	●		472621EX		760226EX
	400V	3P+⊕	M32	●		472731EX		760236EX
	400V	3P+N+⊕	M32	●		472831EX		760246EX
32A	230V	2P+⊕	M40	●	470226EX		464621EX	760226EX
	400V	3P+⊕	M40	●	470236EX		464731EX	760236EX
	400V	3P+N+⊕	M40	●	470246EX		464831EX	760246EX
40A	400V	3P+⊕	M40	●		463336EX	464336EX	760336EX
	400V	3P+N+⊕	M40	●		463346EX	464346EX	760346EX
63A	400V	3P+⊕	M40	●	470336EX			760336EX
	400V	3P+N+⊕	M40	●	470346EX			760346EX

Gas Zone 2 32A to 63A

538800
 1 socket

538804
 2 sockets

COMMON ACCESSORIES

Fitting

538421EX M25

538429EX M32

538436EX M40

Box

532240EX 125x185 x 1 socket

532242EX 250x185 x 2 sockets

532244EX* 380x185 x 2 sockets

Plate

538800 125x360 x 1 socket

538802 250x630 x 2 sockets

538804* 380x630 x 2 sockets

* For 3 sockets only certified and wired by Palazzoli



ZONE	GAS			DUST		
	0	1	2	20	21	22
USABLE			X		X	X

Wall-mounted interlocked socket-outlets in aluminium alloy suitable for applications in explosion hazardous areas as defined in ATEX Directive 2014/34/UE. Back box and cover are treated with ecological anticorrosion passivation with fluoro-zirconium treatment and finished with hot polymerised scratch-resistant, non-ageing, non-toxic polyester painting. The colour of the socket is RAL 9005 black. The interlock mechanism is made of metal, and the switch is an AC23A-AC3 class switch at rated current with conditional short-circuit current $\geq 10\text{kA}$. The cover is attached to the back box by means of stainless steel screws, the sealing is guaranteed by a gasket in non-ageing elastomer. Supplied with flange with cable gland in thermoplastic material.

Rated operating current:		16A	32A	40A 63A	
Thermal current I _{th}	A	16	32	63	
AC21A	415V	A	16	32	63
	500V				
AC22A	415V	A	16	32	63
	500V				
AC23A	230V	A	16	32	63
	400V				
	500V				
AC23A	230V	kW	4.5	8.5	20
	400V		7.5	15	34
	500V		8.5	17	44
AC3	230V	kW	4.5	8.5	18
	400V		7.5	15	31
	500V		8.5	17	40

Wiring data:		16A	32A	40A 63A
Entry cable diameter	mm	12 - 18	16 - 25	
Entry cable sections	mm ²	1 - 10		6 - 16
Tightening torque	Nm	2		

Compliance with standards
Directive ATEX 2014/34/EU
EN 60079-0
EN 60079-15
EN 60079-31
Directive LVD 2014/35/EU
EN 60309-1
EN 60309-2
EN 60309-4

Atex execution
II 3G 2D
(sockets)
Ex nR IIC T6 Gc
Ex tb IIIC T 65°C...85 °C Db
(Table on page 307)
(boxes)
Ex nR IIC Gc
Ex tb IIIC Db

Material	Aluminium alloy
Surface treatment	Passivation with fluoro-zirconium treatment
Paint	Hot polymerised non-toxic, non-ageing polyester
Colour	RAL 9005 (black)
Protection rating (IP according to IEC/EN 60529)	IP66
Rated current	16A - 32A - 63A
Operating Voltage	50V - 500V
Operating frequency	50-60Hz
Conditional short-circuit current isolator switch	$\geq 10\text{kA}$
Insulation voltage	500V
Insulation class	I
Operating temperature	-40°C - +65°C -40°C - +40°C sockets with fuses (Table on page 307)





TABLE OF AMBIENT TEMPERATURES AND ATEX MARKINGS

Version	In	Ambient temperature	Temperature class	Maximum surface temperature	Cable temperature
DUST					
Direct	16A	-40°C - +60°C	-	T70°C	-
		-40°C - +65°C		T75°C	85°C
	32A	-40°C - +50°C		T70°C	-
		-40°C - +65°C		T85°C	95°C
	63A	-40°C - +45°C		T70°C	-
		-40°C - +55°C		T80°C	90°C
Fuse	16A	-40°C - +40°C	T65°C	-	
	32A		T75°C	-	
	63A		T80°C	105°C	
GAS					
Direct	16A	-40°C - +60°C	T6	-	-
		-40°C - +65°C			85°C
	32A	-40°C - +50°C			-
		-40°C - +65°C			95°C
	63A	-40°C - +45°C			-
		-40°C - +55°C			90°C
Fuse	16A	-40°C - +40°C	-	-	
	20A		-		
	40A		-		

TABLE OF THE MAX. POWER DISSIPATION ALLOWED FOR SOCKET BOARD BOXES

Palazzoli code	-40 - +40°C (W)	-40 - +45°C (W)	-40 - +50°C (W)	-40 - +55°C (W)	-40 da +60°C (W)	-40 - +65°C (W)
DUST						
511914EX	20	17	13	10	7	3
511919EX	42	35	28	21	14	7
GAS						
511914EX	13	13	13	10	7	3
511919EX	25	24	24	21	14	7

Boxes on page 309

TABLE FOR THE SELECTION OF PLUGS THAT CAN BE COMBINED WITH THE SOCKETS FOR ZONE 2

Rated current		
Socket with fuses	Socket-outlet without protection	Plug
16A	16A	16A
32A	32A	32A
40A	63A	63A

SUITABLE FOR ZONE 21-22 (DUST)

MODULE 125



Modular interlocked socket-outlets in aluminium alloy for wall-mounting 50-60Hz IP66

Rated current (A)	Rated voltage (V)	Voltage colour	Poles	h ref.	Palazzoli code	Pack Qty	
16	110	●	2P+⊕	4	466124EX	1	
	110	●	3P+⊕	4	466134EX	1	
	110	●	3P+N+⊕	4	466144EX	1	
	230	●	2P+⊕	6	466126EX	1	
	230	●	3P+⊕	9	466139EX	1	
	230	●	3P+N+⊕	9	466149EX	1	
	M25 entry	400	●	2P+⊕	9	466129EX	1
		400	●	3P+⊕	6	466136EX	1
		400	●	3P+N+⊕	6	466146EX	1
		500	●	3P+⊕	7	466137EX	1
		500	●	3P+N+⊕	7	466147EX	1
		32	110	●	2P+⊕	4	460224EX
110	●		3P+⊕	4	460234EX	1	
110	●		3P+N+⊕	4	460244EX	1	
230	●		2P+⊕	6	460226EX	1	
230	●		3P+⊕	9	460239EX	1	
230	●		3P+N+⊕	9	460249EX	1	
M32 entry	400		●	2P+⊕	9	460229EX	1
	400		●	3P+⊕	6	460236EX	1
	400		●	3P+N+⊕	6	460246EX	1
	500		●	3P+⊕	7	460237EX	1
	500		●	3P+N+⊕	7	460247EX	1
	63		110	●	2P+⊕	4	460324EX
110		●	3P+⊕	4	460334EX	1	
110		●	3P+N+⊕	4	460344EX	1	
230		●	2P+⊕	6	460326EX	1	
230		●	3P+⊕	9	460339EX	1	
230		●	3P+N+⊕	9	460349EX	1	
M32 entry		400	●	2P+⊕	9	460329EX	1
		400	●	3P+⊕	6	460336EX	1
		400	●	3P+N+⊕	6	460346EX	1
		500	●	3P+⊕	7	460337EX	1
		500	●	3P+N+⊕	7	460347EX	1

Equipment included: flange F1 with technopolymer cable gland on the upper side. Steel blind flange on bottom side.

Technical accessories:





SUITABLE FOR ZONE 21-22 (DUST)

SUITABLE FOR ZONES 2 (GAS)

MODULE 125



Modular interlocked socket-outlets
in aluminium alloy
with fuse-holder base
for wall-mounting
50-60Hz IP66



Rated current (A)	Rated voltage (V)	Voltage colour	Poles	h ref.	Palazzoli code	Pack Qty
16	110	Yellow	2P+⊕	4	465124EX	1
	110	Yellow	3P+⊕	4	465134EX	1
	110	Yellow	3P+N+⊕	4	465144EX	1
	230	Blue	2P+⊕	6	465126EX	1
	230	Blue	3P+⊕	9	465139EX	1
	230	Blue	3P+N+⊕	9	465149EX	1
	400	Red	2P+⊕	9	465129EX	1
	400	Red	3P+⊕	6	465136EX	1
	400	Red	3P+N+⊕	6	465146EX	1
	500	Black	3P+⊕	7	465137EX	1
500	Black	3P+N+⊕	7	465147EX	1	
32	110	Yellow	2P+⊕	4	472236EX	1
	110	Yellow	3P+⊕	4	472246EX	1
	110	Yellow	3P+N+⊕	4	472256EX	1
	230	Blue	2P+⊕	6	472336EX	1
	230	Blue	3P+⊕	9	472346EX	1
	230	Blue	3P+N+⊕	9	472356EX	1
	400	Red	2P+⊕	9	472436EX	1
	400	Red	3P+⊕	6	472446EX	1
	400	Red	3P+N+⊕	6	472456EX	1
	500	Black	3P+⊕	7	472546EX	1
500	Black	3P+N+⊕	7	472556EX	1	
63	110	Yellow	2P+⊕	4	472237EX	1
	110	Yellow	3P+⊕	4	472247EX	1
	110	Yellow	3P+N+⊕	4	472257EX	1
	230	Blue	2P+⊕	6	472337EX	1
	230	Blue	3P+⊕	9	472347EX	1
	230	Blue	3P+N+⊕	9	472357EX	1
	400	Red	2P+⊕	9	472437EX	1
	400	Red	3P+⊕	6	472447EX	1
	400	Red	3P+N+⊕	6	472457EX	1
	500	Black	3P+⊕	7	472547EX	1
500	Black	3P+N+⊕	7	472557EX	1	

Equipment included: flange F1 with technopolymer cable gland on the upper side.
Steel blind flange on bottom side.
Features: fuses not included.

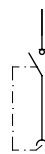
Technical accessories:



MODULE 125



Modular interlocked socket-outlets
in aluminium alloy
for wall-mounting
50-60Hz IP66



Rated current (A)	Rated voltage (V)	Voltage colour	Poles	h ref.	Palazzoli code	Pack Qty
16	110	Yellow	2P+⊕	4	466124EX	1
	110	Yellow	3P+⊕	4	466134EX	1
	110	Yellow	3P+N+⊕	4	466144EX	1
	230	Blue	2P+⊕	6	466126EX	1
	230	Blue	3P+⊕	9	466139EX	1
	230	Blue	3P+N+⊕	9	466149EX	1
	400	Red	2P+⊕	9	466129EX	1
	400	Red	3P+⊕	6	466136EX	1
	400	Red	3P+N+⊕	6	466146EX	1
	500	Black	3P+⊕	7	466137EX	1
500	Black	3P+N+⊕	7	466147EX	1	
32	110	Yellow	2P+⊕	4	460224EX	1
	110	Yellow	3P+⊕	4	460234EX	1
	110	Yellow	3P+N+⊕	4	460244EX	1
	230	Blue	2P+⊕	6	460226EX	1
	230	Blue	3P+⊕	9	460239EX	1
	230	Blue	3P+N+⊕	9	460249EX	1
	400	Red	2P+⊕	9	460229EX	1
	400	Red	3P+⊕	6	460236EX	1
	400	Red	3P+N+⊕	6	460246EX	1
	500	Black	3P+⊕	7	460237EX	1
500	Black	3P+N+⊕	7	460247EX	1	
63	110	Yellow	2P+⊕	4	460324EX	1
	110	Yellow	3P+⊕	4	460334EX	1
	110	Yellow	3P+N+⊕	4	460344EX	1
	230	Blue	2P+⊕	6	460326EX	1
	230	Blue	3P+⊕	9	460339EX	1
	230	Blue	3P+N+⊕	9	460349EX	1
	400	Red	2P+⊕	9	460329EX	1
	400	Red	3P+⊕	6	460336EX	1
	400	Red	3P+N+⊕	6	460346EX	1
	500	Black	3P+⊕	7	460337EX	1
500	Black	3P+N+⊕	7	460347EX	1	

Equipment included: flange F1 with technopolymer cable gland on the upper side.
Steel blind flange on bottom side.

Technical accessories:



EX-AGENCIA CERTIFIED AND WIRED BY THE INSTALLER

<p>Dusts Zone 21 - 22 Gas Zone 2 from 16A to 63A</p> <p>1 socket</p>	<p>Dusts Zone 21 - 22 from 16A-32A</p> <p>2 sockets</p>	<p>Gas Zone 2 from 16A-25A</p> <p>2 sockets</p>	<p>Dusts Zone 21 - 22 Gas Zone 2 from 16A to 63A</p> <p>2 sockets</p>
---------------------------------------------------------------------------------------------------	---------------------------------------------------------------------------	-------------------------------------------------------------------	----------------------------------------------------------------------------------------------------



SUITABLE FOR ZONES 2 (GAS)

Suitable for ZONE 2 (GAS) and 21-22 (DUST)

MODULE 125



Modular interlocked socket-outlets in aluminium alloy with **fuse-holder base** for wall-mounting 50-60Hz **IP66**

Rated current (A)	Rated voltage (V)	Voltage colour	Poles	h ref.	Palazzoli code	Pack Qty
16 M25 entry fuses 10.3x38	110	Yellow	2P+⊕	4	465124EX	1
	110	Yellow	3P+⊕	4	465134EX	1
	110	Yellow	3P+N+⊕	4	465144EX	1
	230	Blue	2P+⊕	6	465126EX	1
	230	Blue	3P+⊕	9	465139EX	1
	230	Blue	3P+N+⊕	9	465149EX	1
	400	Red	2P+⊕	9	465129EX	1
	400	Red	3P+⊕	6	465136EX	1
	400	Red	3P+N+⊕	6	465146EX	1
	500	Black	3P+⊕	7	465137EX	1
	500	Black	3P+N+⊕	7	465147EX	1
	32 M32 entry fuses 14x51	110	Yellow	2P+⊕	4	472236EX
110		Yellow	3P+⊕	4	472246EX	1
110		Yellow	3P+N+⊕	4	472256EX	1
230		Blue	2P+⊕	6	472336EX	1
230		Blue	3P+⊕	9	472346EX	1
230		Blue	3P+N+⊕	9	472356EX	1
400		Red	2P+⊕	9	472436EX	1
400		Red	3P+⊕	6	472446EX	1
400		Red	3P+N+⊕	6	472456EX	1
500		Black	3P+⊕	7	472546EX	1
500		Black	3P+N+⊕	7	472556EX	1
40 M32 entry fuses 14x51		110	Yellow	2P+⊕	4	465324EX
	110	Yellow	3P+⊕	4	465334EX	1
	110	Yellow	3P+N+⊕	4	465344EX	1
	230	Blue	2P+⊕	6	465326EX	1
	230	Blue	3P+⊕	9	465339EX	1
	230	Blue	3P+N+⊕	9	465349EX	1
	400	Red	2P+⊕	9	465329EX	1
	400	Red	3P+⊕	6	465336EX	1
	400	Red	3P+N+⊕	6	465346EX	1
	500	Black	3P+⊕	7	465337EX	1
	500	Black	3P+N+⊕	7	465347EX	1

Equipment included: flange F1 with technopolymer cable gland on the upper side. Steel blind flange on bottom side.

Features: fuses not included.

Notes: 2 32A sockets side by side in combination can be used only up to 25A.



Device for testing the **restricted breathing** of the sockets

Socket rated current	No. of poles	Palazzoli code	Pack Qty
16A	2P+⊕	478126	1
	3P+⊕	478136	1
	3P+N+⊕	478146	1
20A/32A	2P+⊕/3P+⊕	478206	1
	3P+N+⊕	478246	1
40A/63A	2P+⊕/3P+⊕/3P+N+⊕	478306	1

Equipment included: transparent tube to be applied to the testing device.

Instructions: Insert the testing device into the socket-outlet (test port), tighten the device's shade ring and do the testing according to Art. 33.7.1 of EN60079-15 Standards with the suitable measuring device.



Boxes in aluminium alloy with blind cover for composition of socket boards **IP66**

Outer dimensions (mm)	Power dissipation Ta = +40°C* (W)		Window type	Palazzoli code	Pack Qty
	Gas	Dust			
125x125	13	20	F1	511914EX	1
252x125	25	42	F2	511919EX	1

Equipment included: the code 511919Ex is equipped with windowed flange and M32 cable gland.

Back plate in galvanised steel.

Screws for internal and external earth connection.

*For Ta values >40°C see table on page 307.



Mounting plate in painted steel for composition of socket boards

Outer dimensions (mm)	No. of installable devices	Palazzoli code	Pack Qty
125x558	1	532876	1
250x558	2	532836	1



Flanges in aluminium alloy with metric threading for windowed boxes **IP67**

For windows	Threading type	Projection (mm)	Palazzoli code	Pack Qty
F1	M25	18	541055EX	1
F1	M32	51	540180EX	1
F2	M32	51	540185EX	1
F2	M40	51	540186EX	1

Technical accessories:



page 317



ZONE	GAS			DUST		
	0	1	2	20	21	22
USABLE		X	X		X	X

Modular watertight boxes in Palazzoli antistatic thermosetting GRP, suitable for use in explosion hazardous areas as provided for in the ATEX Directive ATEX 2014/34/EU.

The cover is attached to the back box by means of stainless steel screws while the sealing is guaranteed by a gasket in non-ageing elastomer.

The boxes are prepared for the installation of a DIN EN50022 rail for mounting modular terminal blocks and a back plate in anti-corrosion galvanised-tropicalised steel.

Table of the max. power dissipation allowed for TAIS-EX boxes

Code	-40°C - +40°C (W)	-40°C - +50°C (W)	-40°C - +60°C (W)	-40°C - +70°C (W)	-40°C - +75°C (W)
532200EX	18	12	8	4	2
532201EX	19	17	11	6	3
532202EX	23	22	15	7	4
532203EX	24	22	17	8	4
532204EX	25	25	23	15	8
532035EX*	8	6	4	2	1
532045EX	10	6	4	2	1
532055EX	12	9	6	3	1
532116EX	13	10	7	3	2
532117EX	15	10	7	3	2
532118EX	20	14	9	5	2
532005EX	11	10	7	3	2
532006EX	11	7	4	2	1
532015EX	16	9	6	3	2
532016EX	15	10	7	3	2
532017EX	17	13	8	4	2
532018EX	22	22	15	7	4

*The minimum operating temperature is -20 °C.

Compliance with standards	Directive ATEX 2014/34/EU EN 60079-0 EN 60079-7 EN 60079-31
Atex execution	Directive ATEX 2014/35/EU EN 62208 II 2G 2D Ex e IIC Gb Ex tb IIIC Db
Material	Palazzoli antistatic thermosetting GRP
Surface resistance (prevention of electrostatic charge accumulation)	< 10 ⁹ Ω
Protection rating (IP according to IEC/EN 60529)	IP66
Colour	RAL 9005 (black)
Resistance to abnormal heat and fire ("Glow wire" according to IEC/EN 60695-2-10)	960°C
Flammability rating (according to UL94)	V0
Insulation class	II
Operating temperature	-40°C - +40°C -40°C - +50°C -40°C - +60°C -40°C - +70°C -40°C - +75°C (please consult the table)





SUITABLE FOR ZONE 1-2 (GAS) AND 21-22 (DUST)



Junction boxes
in thermosetting GRP
with **high cover**
IP66

Outer dimensions (mm)	Max. power dissipation (W)	Palazzoli code	Pack Qty
125x185x125	18	532200EX	1
190x185x125	19	532201EX	1
250x185x125	23	532202EX	1
290x185x125	24	532203EX	1
380x185x125	25	532204EX	1

Notes: the maximum power dissipation is for the maximum ambient temperature of 40°C.



Junction boxes
in thermosetting GRP
with **low cover**
IP66

Outer dimensions (mm)	Max. power dissipation (W)	Palazzoli code	Pack Qty
92x92x68	8	532035EX*	1
125x92x68	10	532045EX	1
185x92x68	12	532055EX	1
125x125x100	13	532116EX	1
185x125x100	15	532117EX	1
250x125x100	20	532118EX	1

Notes: the maximum power dissipation is for the maximum ambient temperature of 40°C.
*The minimum operating temperature is -20 °C.



Junction boxes
in thermosetting GRP
with **high cover**
IP66

Outer dimensions (mm)	Max. power dissipation (W)	Palazzoli code	Pack Qty
92x92x100	11	532005EX	1
125x92x100	11	532006EX	1
185x92x100	16	532015EX	1
125x125x125	15	532016EX	1
185x125x125	17	532017EX	1
250x125x125	22	532018EX	1

Notes: the maximum power dissipation is for the maximum ambient temperature of 40°C.



Back plates
in galvanised steel
for TAIS boxes

For enclosure code	Plate dimensions (mm)	Palazzoli code	Pack Qty
532035EX-532005EX	59x59	532705	1
532045EX-532006EX	92x58	532714	1
532055EX-532015EX	142x62	532715	1
532116EX-532016EX	86x86	532716	1
532117EX-532017EX	100x86	532717	1
532118EX-532018EX	175x86	532718	1
532200EX-532240EX	95x145	532700	1
532201EX	160x145	532701	1
532202EX-532242EX	220x145	532702	1
532203EX	260x145	532703	1
532204EX-532244EX	333x145	532704	1



Milling cutters
cup shaped in steel
for quick drill connection
tungsten carbide
gear teeth specific
for thermosetting GRP

Hole type	Diameter (mm)	Palazzoli code	Pack Qty
M20 - M25 - M32 - M40	20.5 - 25.5 - 32.5 - 40.5	538410	1



ZONE	GAS			DUST		
	0	1	2	20	21	22
USABLE		X	X		X	X

Watertight boxes in aluminium alloy suitable for applications in explosion hazardous areas as defined in ATEX Directive 2014/34/UE.

Back box and cover are treated with ecological anticorrosion passivation with fluoro-zirconium treatment and finished with hot polymerised scratch-resistant, non-ageing, non-toxic polyester painting. The colour of the box is RAL 9005 black.

The cover is attached to the back box by means of stainless steel screws while the sealing is guaranteed by a gasket in non-ageing elastomer.

Designed to enable internal and external earthing.

Table of the max. power dissipation allowed for ALUPRES-EX boxes

Code	-40°C - +40°C (W)	-40°C - +50°C (W)	-40°C - +60°C (W)	-40°C - +65°C (W)
511910EX*	10	7	4	2
511913EX	20	13	7	3
150021EX	30	16	8	4
511920EX	40	24	12	6
511921EX	42	28	14	7
511911EX	12	10	5	2
511912EX	23	13	6	3
511917EX	40	23	11	6
511922EX	45	25	13	6
511923EX	65	40	20	10

*The minimum operating temperature is -20 °C.

Compliance with standards
Directive ATEX 2014/34/EU
EN 60079-0
EN 60079-7
EN 60079-31

Directive ATEX 2014/35/EU
EN 62208

Atex execution
II 2G 2D
Ex e IIC Gb
Ex tb IIIC Db

Material **Aluminium alloy**

Surface treatment **Passivation with fluoro-zirconium treatment**

Paint **Hot polymerised non-toxic, non-ageing polyester**

Colour **RAL 9005 (black)**

Protection rating (IP according to IEC/EN 60529) **IP66**

Insulation class **I**

Operating temperature
-40°C - +40°C
-40°C - +50°C
-40°C - +60°C
-40°C - +65°C
(please consult the table)





SUITABLE FOR ZONE 1-2 (GAS) AND 21-22 (DUST)



Junction boxes
in aluminium alloy
with **blind walls** and back plate
IP66

Outer dimensions (mm)	Max. power dissipation (W)	Palazzoli code	Pack Qty
92x92x77	10	511910EX*	1
125x125x113	20	511913EX	1
155x155x73	30	150021EX	1
185x185x145	40	511920EX	1
252x185x145	42	511921EX	1

Equipment included: earth screws inside and outside the box.

Back plate (except code 511910EX).

Notes: the maximum power dissipation is for the maximum ambient temperature of 40°C.

*The minimum operating temperature is -20 °C.



Flanges in aluminium alloy
with metric threading
for windowed boxes
IP66

For windows	Threading type	Projection (mm)	Palazzoli code	Pack Qty
F0	M25x1.5	18	541050EX	1
F1	M25x1.5	18	541055EX	1
F1	M32x1,5	51	540180EX	1
F3	M40x1.5	51	540190EX	1
F5	M50x1.5	51	540195EX	1

Technical accessories:



Junction boxes
in aluminium alloy
with **flanged walls**
and back plates
IP66

Outer dimensions (mm)	Max. power dissipation (W)	Window type	Palazzoli code	Pack Qty
125x92x77	12		511911EX	1
185x92x77	23		511912EX	1
252x125x113	40		511917EX	1
220x220x108	45		511922EX	1
252x252x197	65		511923EX	1

Equipment included: earth screws inside and outside the box. Blind flat flanges.

Back plate (except codes 511911EX and 511912EX).

Notes: the maximum power dissipation is for the maximum ambient temperature of 40°C.



Closing flanges raised
in aluminium alloy
for windowed boxes
IP66

For windows	Projection (mm)	Palazzoli code	Pack Qty
F1	32	540061EX	1
F3	50	540063EX	1
F5	80	540065EX	1

Technical accessories:





TAIS-EX thermosetting GRP enclosures and ALUPRES-EX aluminium enclosures can be completed with cable glands and terminals, to create customised terminal enclosures, suitable to be installed in zone 1,2, 21 and 22, in compliance with the ATEX Directive 2014/34/EU. The configurations customised and certified by a Notified Organism can be made by Palazzoli upon specifications of the customer.

To make the configurations it is necessary to know:

1. Number and type of modular terminal blocks.

The EN50022 rail inside the box can be completed with modular terminal blocks complying with the Atex Directive and certified according to protection mode Ex-e. The maximum number of usable terminals depends on the physical dimensions of the box, according to the table below, and on the maximum power dissipation.

2. Number, type e positions of the cable glands.

Each enclosure can be drilled on the 4 sides using a max. number of entries that depends on the dimensions of the cable glands and on side area. Cable glands from Palazzoli or any other brand, from M12 to M50, may be used. They must comply with the Atex Directive and certified with the Ex-e/Ex-tb protection mode. If windowed boxes are used, it is possible to complete them with suitable perforated flanges or blind raised flanges (Table below).

SERIES	CODE OF EMPTY BOX	DIMENSIONS (BxHxD)	DIN GUIDE LENGTH (mm)	MAXIMUM NUMBER OF CABLE GLANDS THAT CAN BE INSTALLED ON EACH SIDE													
				LONG SIDE OF THE BOX (B)							SHORT SIDE OF THE BOX (H)						
				M12	M16	M20	M25	M32	M40	M50	M12	M16	M20	M25	M32	M40	M50
TAIS-EX	532200EX	185x125x125	145	12	8	6	3	2	2	-	6	4	3	2	1	1	-
	532201EX	190x185x125	160	12	8	6	3	2	2	-	12	8	6	3	2	2	-
	532202EX	250x185x125	220	16	14	12	5	4	3	-	12	8	6	3	2	2	-
	532203EX	290x185x125	260	20	16	14	6	5	4	-	12	8	6	3	2	2	-
	532204EX	380x185x125	333	26	24	22	9	7	6	-	12	8	6	3	2	2	-
	532035EX	92x92x68	59	2	1	1	-	-	-	-	2	1	1	-	-	-	-
	532045EX	125x92x68	92	4	3	3	2	-	-	-	2	1	1	-	-	-	-
	532055EX	185x92x68	142	6	4	4	2	-	-	-	2	1	1	-	-	-	-
	532116EX	125x125x100	86	7	4	3	2	1	1	-	6	4	3	2	1	1	-
	532117EX	185x125x100	100	12	8	6	3	2	2	1	6	4	3	2	1	1	-
	532118EX	250x125x100	175	16	14	12	6	4	3	-	6	4	3	2	1	1	-
	532005EX	92x92x100	59	2	1	1	-	-	-	-	2	1	1	-	-	-	-
	532006EX	125x92x100	92	4	3	3	2	-	-	-	2	1	1	-	-	-	-
	532015EX	185x92x100	142	6	4	4	2	-	-	-	2	1	1	-	-	-	-
	532016EX	125x125x125	86	7	5	4	2	1	-	-	6	5	4	2	1	-	-
532017EX	185x125x125	100	12	7	6	4	3	-	-	6	5	4	2	1	-	-	
532018EX	250x125x125	175	16	10	8	5	4	-	-	6	5	4	2	1	-	-	
ALUPRES-EX	511910EX	92x92x77	69	3	2	2	1	-	-	3	2	2	1	-	-	-	
	511913EX	125x125x113	100	8	5	4	2	2	-	8	5	4	2	2	-	-	
	150021EX	155x155x73	122	10	6	5	3	1	-	10	6	5	3	1	-	-	
	511920EX	185x185x145	160	18	12	10	8	4	3	2	18	12	10	8	4	3	2
	511921EX	252x185x145	200	24	16	14	10	5	4	3	18	12	10	8	4	3	2
	511911EX	125x92x77	100	3	3	2	-	-	-	-	-	-	-	-	-	-	-
	511912EX	185x92x77	150	6	5	4	-	-	-	-	-	-	-	-	-	-	-
	511917EX	252x125x113	200	16	14	6	5	4	-	-	2	1	-	-	-	-	-
	511922EX	220x220x108	190	3	3	2	2	-	-	-	3	3	2	2	-	-	-
	511923EX	252x252x197	210	32	28	18	10	8	6	3	15	8	6	6	2	2	1

3. Maximum utilisation current for each terminal.

By specifying this detail it is possible to calculate more precisely the maximum power dissipation and use optimised boxes with more compact dimensions. If this detail cannot be supplied, the maximum rated current should be considered and larger boxes will have to be used.

4. Ambient temperature

Palazzoli's thermosetting GRP boxes of the TAIS-EX series and aluminium alloy boxes of the ALUPRES-EX series can be used at different temperatures. The complete tables are on page 310 for the TAIS-EX series and page 312 for the ALUPRES-EX series. Also in this case, by carefully choosing the temperature range, it is possible to use optimised boxes with more compact dimensions.



DATA REQUIRED

CODE OF EMPTY PALAZZOLI BOX: _____

QUANTITY TO BE PRODUCED: _____

MAX AMBIENT TEMPERATURE (°C): _____

BRAND OF TERMINAL: _____

(if not expressly indicated, the terminals are the responsibility of Palazzoli)

INTERNAL COMPOSITION	TERMINAL RATED CROSS-SECTION (mm ²)						
	2.5	4	6	10	16	25	35
NUMBER OF TERMINALS							
CURRENT PER TERMINAL (A)							

Indicate in the table the number of terminals and the current required for each terminal.

CABLE GLAND MATERIAL: Insulating Brass

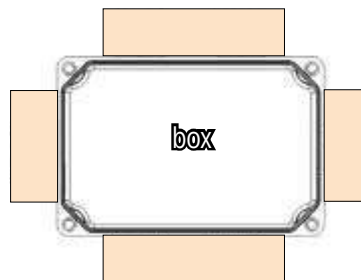
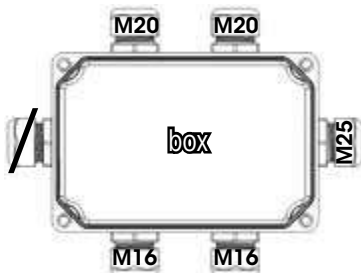
BRAND OF CABLE GLAND: _____

(if not expressly indicated, the cable glands are the responsibility of Palazzoli)

EXTERNAL COMPOSITION	CABLE GLAND THREAD						
	M12	M16	M20	M25	M32	M40	M50
NUMBER OF CABLE GLANDS							

Indicate in the table the number of cable glands and their positions on the four sides of the box as in the example below.

Example:



The form must be sent to export@palazzoli.com or by fax to **+39 030 2015.258**.



ZONE	GAS			DUST		
	0	1	2	20	21	22
USABLE		X	X		X	X

Cable glands in technopolymer and nickel-plated brass with neoprene gaskets.

Galvanised steel adaptors with Pg or Gas male thread and female metric thread to connect devices of different standards.

The products are suitable for use in explosion hazardous areas according to ATEX directive 2014/34/EU.

Compliance with standards

Directive ATEX 2014/34/EU
EN 60079-0
EN 60079-7
EN 60079-31

IEC/EN 60079-0
IEC/EN 60079-1
IEC/EN 60079-7
IEC/EN 60079-31
ISO 965-1
ISO 965-3

Atex execution

II 2G 2D

(cable glands)
Ex e IIC, Ex tb IIIC

(cable glands for armoured cables)
Ex db/eb IIC, Ex tb IIIC

(adaptors)
Ex d IIC, Ex e IIC, Ex tb IIIC

Material

(technopolymer cable glands)
Polyamide body
Neoprene gaskets

(brass cable glands)
Nickel-plated brass body
Neoprene gaskets

(cable glands for armoured cables)
Nickel-plated brass body
Graphite gasket

(adaptors)
Galvanised steel

Colour

Technopolymer cable gland
RAL 9005 (black)

Protection rating

IP66/IP68 (cable glands)
IP66/IP67 (adaptors)

Operating temperature

(technopolymer cable glands)
-20°C - +80°C (M12)
-35°C - +95°C

(brass cable glands)
-40°C - +100°C

(cable glands for armoured cables)
-60°C - +80°C

(adaptors)
-40°C - +150°C





SUITABLE FOR ZONE 1-2 (GAS) AND 21-22 (DUST)



Cable glands
in insulating material
with **Pg** threading
IP66/IP68

Pg	Mounting hole (mm)	Fastening diameter (mm)	Thread length (mm)	Palazzoli code	Pack Qty
9	16	3.5-8.5	8	571009EX	50
11	19	4-10,5	8	571011EX	50
13.5	21	5-12.5	9	571013EX	50
16	23	6.5-14	10	571016EX	50
21	29	8-18.5	11	571021EX	20
29	38	10-25	12	571029EX	20
36	48	24-34	15	571036EX	10
42	55	34-42	15	571042EX	5
48	61	40-48	15	571048EX	5



Locknuts
in insulating material
with **Pg** threading

Pg	Palazzoli code	Pack Qty
9	571209	50
11	571211	50
13.5	571213	50
16	571216	50
21	571221	25
29	571229	20
36	571236	10
42	571242	5
48	571248	5



Cable glands
in insulating material
with **Pg** pitch
with **long thread**
IP66/IP68

Pg	Mounting hole (mm)	Fastening diameter (mm)	Thread length (mm)	Palazzoli code	Pack Qty
9	16	3.5-5.5	15	571109EX	50
11	19	4-10,5	15	571111EX	50
13.5	21	5-12.5	15	571113EX	50
16	23	6.5-14	15	571116EX	50
21	29	8-18.5	15	571121EX	20
29	38	10-25	15	571129EX	20
36	48	24-34	18	571136EX	10
42	55	34-42	18	571142EX	5
48	61	40-48	18	571148EX	5



SUITABLE FOR ZONE 1-2 (GAS) AND 21-22 (DUST)



Cable glands
in insulating material
with **metric threading**
IP66/IP68

Threading	Mounting hole (mm)	Fastening diameter (mm)	Thread length (mm)	Palazzoli code	Pack Qty
M12x1,5	12.5	4-6.5	8	581012EX	50
M16x1.5	16.5	5-10	10	581016EX	50
M20x1.5	20.5	10-14	10	581020EX	50
M25x1.5	25.5	12-18	10	581025EX	20
M32x1,5	32.5	16-25	10	581032EX	20
M40x1.5	40.5	22-32	10	581040EX	20
M50x1.5	50.5	28-38.5	12	581050EX	10
M63x1.5	63.5	40-48	12	581063EX	5



Locknuts
in insulating material
with **metric threading**

Threading	Palazzoli code	Pack Qty
M12x1,5	581212	50
M16x1.5	581216	50
M20x1.5	581220	50
M25x1.5	581225	50
M32x1,5	581232	50
M40x1.5	581240	20
M50x1.5	581250	10
M63x1.5	581263	5



Cable glands
in insulating material
with **metric pitch**
with **long thread**
IP66/IP68

Threading	Mounting hole (mm)	Fastening diameter (mm)	Thread length (mm)	Palazzoli code	Pack Qty
M12x1,5	12.5	4-6.5	15	581112EX	50
M16x1.5	16.5	5-10	15	581116EX	50
M20x1.5	20.5	10-14	15	581120EX	50
M25x1.5	25.5	12-18	15	581125EX	20
M32x1,5	32.5	16-25	15	581132EX	20
M40x1.5	40.5	22-32	16	581140EX	20
M50x1.5	50.5	28-38.5	16	581150EX	10
M63x1.5	63.5	40-48	16	581163EX	5



SUITABLE FOR ZONE 1-2 (GAS) AND 21-22 (DUST)



Cable glands
in nickel-plated brass
with **metric threading**
IP66/IP68

Threading	Mounting hole (mm)	Fastening diameter (mm)	Thread length (mm)	Palazzoli code	Pack Qty
M12x1,5	12.5	4.5-6.5	15	582112EX	50
M16x1.5	16.5	5-9.5	15	582116EX	50
M20x1.5	20.5	8-13	15	582120EX	50
M25x1.5	25.5	9-16	15	582125EX	20
M32x1,5	32.5	12-21	15	582132EX	20
M40x1.5	40.5	16-27	15	582140EX	20
M50x1.5	50.5	23-35	15	582150EX	10
M63x1.5	63.5	36-48	15	582163EX	5



Gas/metric adaptors
in galvanised steel
for tube/box connections
IP67

Male thread	Female thread	Palazzoli code	Pack Qty
3/8" Gas	M16x1.5	580360EX	1
1/2" Gas	M20x1.5	580361EX	1
3/4" Gas	M25x1.5	580364EX	1
1" Gas	M32x1,5	580365EX	1



Cable glands for armoured cables
in nickel-plated brass
with **metric threading**
IP66/IP68

Threading	Mounting hole (mm)	Sheath outer diameter (mm)	Sheath inner diameter (mm)	Thread length (mm)	Palazzoli code	Pack Qty
M16	16.5	7-11.5	4-8	15	580416EX	1
M20	20.5	9-15.5	7-12	15	580420EX	1
M25	25.5	13-20	9.5-15.5	15	580425EX	1
M32	32.5	18-27	14-20.5	15	580432EX	1
M40	40.5	23-33.5	17-27	15	580440EX	1
M50	50.5	29-40.5	22-33.5	15	580450EX	1
M63	63.5	40-54	34-47.5	15	580463EX	1

Notes: earthing tab available on request.



Pg/metric adaptors
in galvanised steel
for tube/box connections
IP67

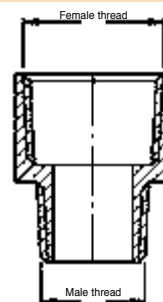
Male thread	Female thread	Palazzoli code	Pack Qty
Pg21	M25x1.5	580394EX	1
Pg29	M32x1.5	580395EX	1
Pg36	M40x1.5	580396EX	1



Locknuts
in nickel-plated brass
with **metric threading**

Threading	Palazzoli code	Pack Qty
M12x1,5	582212	50
M16x1.5	582216	50
M20x1.5	582220	50
M25x1.5	582225	25
M32x1,5	582232	20
M40x1.5	582240	10
M50x1.5	582250	10
M63x1.5	582263	5

SELECTION GUIDE





ZONE	GAS			DUST		
	0	1	2	20	21	22
USABLE			X		X	X

Watertight control devices in Palazzoli antistatic thermosetting GRP suitable for use in explosion hazardous areas as provided for in the ATEX Directive 2014/34/EU.

The cover is attached to the body with stainless steel screws while the sealing is ensured by a gasket in non-ageing elastomer.

Complete with earthing terminal inside the box.

The load is of AC23A-AC3 type with rated current with short-circuit conditional current $\geq 10\text{kA}$.

Mechanical life of over one million operations.

Rated operating current:		16A	25A	40A	63A	
Thermal current I _{th}	A	16	25	40	63	
AC21A	415V	A	16	25	40	63
	500V					
AC22A	415V	A	16	25	40	63
	500V					
AC23A	230V	A	16	25	40	63
	400V					
	500V					
AC23A	230V	kW	4.5	7	11	20
	400V		7.5	12	19	34
	500V		8.5	14	23	44
AC3	230V	kW	4.5	7	11	18
	400V		7.5	12	19	31
	500V		8.5	14	23	40

Wiring data:		16A	25A	40A	63A
Entry cable diameter	mm	12-18		16-25	
Entry cable sections	mm ²	1-10		4-10	6-16
Tightening torque	Nm	2			

Compliance with standards
Directive ATEX 2014/34/EU
EN 60079-0
EN 60079-15
EN 60079-31

Directive LVD 2014/35/EU
EN 60947-3
EN 60947-1

Atex execution
II 3G 2D
Ex nR IIC T5/T6 Gc
Ex tb IIIC T 85 °C Db
(Table on page 321)

Casing material
Palazzoli antistatic thermosetting GRP

Surface resistance
<10⁹ Ω
(prevention of electrostatic charge accumulation)

Protection rating (IP according to IEC/EN 60529)
IP66

Colour
RAL 9005 (black)

Resistance to abnormal heat and fire ("Glow wire" according to IEC/EN 60695-2-10)
960°C

Flammability rating (according to UL94)
V0

Rated current
16A - 25A - 40A - 63A

Operating voltage
500V

Operating frequency
50-60Hz

Conditional short-circuit current isolator switch
 $\geq 10\text{kA}$

Mechanical duration
>1,000,000 operations

Insulation class
II

Operating temperature
-40°C - +65°C
(Table on page 321)





SUITABLE FOR ZONE 2 (GAS) AND 21-22 (DUST)

TABLE OF AMBIENT TEMPERATURES AND ATEX MARKINGS

In	Poles	Ambient temperature	Temperature class	Maximum surface temperature	Cable temperature
DUST and GAS					
16A	2,3,4	-40°C - +60°C	T6	T85°C	-
		-40°C +65°C			85°C
25A		-40°C - +55°C	T5		-
		-40°C +65°C			90°C
40A		-40°C +50°C	T6		-
		-40°C +65°C	T5		95°C
63A		-40°C - +45°C	T6		-
		-40°C - +60°C			95°C



Isolator switches
in technopolymer
for wall-mounting
50-60Hz **IP66**



Rated current (A)	Poles	CAM schemes	Enclosure dimensions (mm)	Hole type	Palazzoli code	Pack Qty
16	2	2	92x125	M25 ↓ M25 ↑ M25	292101EX	1
	3	3	92x125	M25 ↓ M25 ↑ M25	292102EX	1
	4	4	92x125	M25 ↓ M25 ↑ M25	292103EX	1
	2	2	92x125	M25 ↓ M25 ↑ M25	292201EX	1
25	3	3	92x125	M25 ↓ M25 ↑ M25	292202EX	1
	4	4	92x125	M25 ↓ M25 ↑ M25	292203EX	1
40	2	2	125x185	M32 ↓ M32 ↑ M32	292301EX	1
	3	3	125x185	M32 ↓ M32 ↑ M32	292302EX	1
	4	4	125x185	M32 ↓ M32 ↑ M32	292303EX	1
63	2	2	125x185	M32 ↓ M32 ↑ M32	292411EX	1
	3	3	125x185	M32 ↓ M32 ↑ M32	292412EX	1
	4	4	125x185	M32 ↓ M32 ↑ M32	292413EX	1

Equipment included: cable gland in technopolymer. Earthing terminal inside the box.
Features: designed for restricted breathing testing.
Notes: the padlockable version is available on request.



ZONE	GAS			DUST		
	0	1	2	20	21	22
USABLE			X		X	X


Watertight control devices in aluminium alloy suitable for applications in explosion hazardous areas as defined in ATEX 2014/34/UE Directive.

Box and cover are treated with ecological anticorrosion passivation with fluoro-zirconium treatment and finished with hot polymerised, scratch-resistant, non-ageing, non-toxic polyester paint. The cover is attached to the back box by means of stainless steel screws while the sealing is guaranteed by a gasket in non-ageing elastomer. Designed to enable internal and external earthing. The shaft is made of metal, and the switch is of AC23A-AC3 class at rated current with conditional short-circuit current $\geq 10\text{kA}$. Mechanical life of over one million operations.

Rated operating current:		16A	25A	40A	63A	
Thermal current Ith	A	16	25	40	63	
AC21A	415V	A	16	25	40	63
	500V					
AC22A	415V	A	16	25	40	63
	500V					
AC23A	230V	A	16	25	40	63
	400V					
	500V					
AC23A	230V	kW	4.5	7	11	20
	400V		7.5	12	19	34
	500V		10	14	23	44
AC3	230V	kW	4.5	7	11	18
	400V		7.5	12	19	31
	500V		10	14	23	40

Wiring data:		16A	25A	40A	63A
Entry cable diameter	mm	12-18		16-25	
Entry cable sections	mm ²	1-4	1.5-6	4-10	6-16
Tightening torque	Nm	1.5		2	

Compliance with standards
Directive ATEX 2014/34/EU
EN 60079-0
EN 60079-15
EN 60079-31
Directive 2014/35/EU
EN 60947-3
EN 60947-1

Atex execution 
Ex nR IIC T5/T6 Gc
Ex tb IIIC T 85 °C Db
(Table on page 323)

Material **Aluminium alloy**

Surface treatment **Passivation with fluoro-zirconium treatment**

Paint **Hot polymerised non-toxic, non-ageing polyester**

Colour **RAL 9005 (black)**

Protection rating (IP according to IEC/EN 60529) **IP66/IP67**

Rated current **16A - 25A - 40A - 63A**

Operating voltage **500V**

Operating frequency **50-60Hz**

Conditional short-circuit current isolator switch **$\geq 10\text{kA}$**

Mechanical duration **>1,000,000 operations**

Insulation class **I**

Operating temperature **-40°C - +65°C**
(Table on page 323)





SUITABLE FOR ZONE 2 (GAS) AND 21-22 (DUST)

TABLE OF AMBIENT TEMPERATURES AND ATEX MARKINGS

In	Poles	Ambient temperature	Temperature class	Maximum surface temperature	Cable temperature
DUST and GAS					
16A	2,3,4,6	-40°C - +55°C	T6	T85°C	-
		-40°C +65°C			90°C
25A	2,3,4	-40°C - +45°C	T6	T85°C	-
		-40°C +65°C			100°C
6	6	-40°C - +40°C	T5	T85°C	-
		-40°C - +60°C			100°C
40A	2,3,4	-40°C - +55°C	T6	T85°C	-
		-40°C +65°C			95°C
6	6	-40°C +50°C	T6	T85°C	-
		-40°C +65°C			95°C
63A	3,4,6	-40°C - +40°C	T6	T85°C	-
		-40°C - +55°C			100°C



Selector switches
in aluminium alloy
for wall-mounting
50-60Hz IP66/IP67



Rated current (A)	Poles	CAM schemes	Enclosure dimensions (mm)	Entry type	Palazzoli code	Pack Qty
16	3	9	125x185	M25 2xM25	272146EX	1
	4	10	125x185	M25 2xM25	272147EX	1
25	3	9	125x185	M25 2xM25	272246EX	1
	4	10	125x185	M25 2xM25	272247EX	1
40	3	9	125x185	M32 2xM32	272306EX	1
	4	10	125x185	M32 2xM32	272307EX	1
63	3	9	125x185	M32 2xM32	282406EX	1
	4	10	252x185	M32 2xM32	282407EX*	1

Equipment included: cable gland in technopolymer. Earthing terminal inside and outside the box.
Features: designed for restricted breathing testing.
Notes: *the protection rating is IP65.



Isolator switches
in aluminium alloy
for wall-mounting
50-60Hz IP66/IP67



Rated current (A)	Poles	CAM schemes	Enclosure dimensions (mm)	Entry type	Palazzoli code	Pack Qty
16	2	2	92x92	M25 M25	272141EX	1
	3	3	92x92	M25 M25	272142EX	1
25	4	4	92x92	M25 M25	272143EX	1
	6	6	125x185	2xM25 2xM25	272144EX	1
40	2	2	92x92	M25 M25	272241EX	1
	3	3	92x92	M25 M25	272242EX	1
63	4	4	92x92	M25 M25	272243EX	1
	6	6	125x185	2xM25 2xM25	272244EX	1
16	2	2	125x125	M32 M32	272301EX	1
	3	3	125x125	M32 M32	272302EX	1
25	4	4	125x125	M32 M32	272303EX	1
	6	6	125x185	2xM32 2xM32	272304EX	1
40	3	3	125x185	M32 M32	282402EX	1
	4	4	125x185	M32 M32	282403EX	1
63	6	6	125x185	2xM32 2xM32	282404EX	1

Equipment included: cable glands in technopolymer. Earthing terminal inside and outside the box.
Features: designed for restricted breathing testing.
Notes: the padlockable version is available on request.




ZONE	GAS			DUST		
	0	1	2	20	21	22
USABLE			X			X

Small devices and watertight boxes in Palazzoli antistatic thermosetting GRP, suitable for use in explosion hazardous areas as provided for in the ATEX Directive 2014/34/EU.

The cover is attached to the back box by means of stainless steel screws while the sealing is guaranteed by a gasket in non-ageing elastomer.

The degree of protection is IP66 on the whole series.

Compliance with standards
Directive ATEX 2014/34/EU
EN 60079-0
EN 60079-15
EN 60079-31
Directive 2014/35/EU
EN 60669-1
EN 60947-5-1 (Push-buttons)

Atex execution

Ex nR IIC T6 Gc
Ex tc IIIC T 70 °C Dc

Casing material **Palazzoli antistatic thermosetting GRP**

Surface resistance **<10⁹ Ω**
(prevention of electrostatic charge accumulation)

Protection rating (IP according to IEC/EN 60529) **IP66**

Colour **RAL 9005 (black)**

Resistance to abnormal heat and fire ("Glow wire" according to IEC/EN 60695-2-10) **960°C**

Flammability rating (according to UL94) **V0**

Operating frequency **50 - 60Hz**

Insulation class **II**

Entry cable diameter **10 - 14 mm**

Operating temperature **-20°C - +40°C**





SUITABLE FOR ZONE 2 (GAS) AND 22 (DUST)



Isolator switches and two-way switches in thermosetting GRP for wall-mounting **IP66**

Electrical scheme	Poles	Entry type	Rated current/voltage	Palazzoli code	Pack Qty
switch	1P		16A 250V~ / 10A 400V~	202271EX	1
switch	2P		16A 250V~ / 10A 400V~	202282EX	1
two-way switch	1P		16A 250V~ / 10A 400V~	202276EX	1

Equipment included: cable gland in technopolymer type M20.
Features: the lower entry is the predisposition for restricted breathing test.



Push-buttons in thermosetting GRP for wall-mounting **IP66**

Poles	Entry type	Rated current/voltage	Palazzoli code	Pack Qty
1 NO		10A 400V~	261435EX	1
1 NC		10A 400V~	261445EX	1

Equipment included: cable gland in technopolymer type M20.
Features: the lower entry is the predisposition for restricted breathing test.



Selector switch in thermosetting GRP for wall-mounting **IP66**

Poles	Entry type	Rated current/voltage	Palazzoli code	Pack Qty
1P		16A 250V~ / 10A 400V~	202275EX	1

Equipment included: cable gland in technopolymer type M20.
Features: the lower entry is the predisposition for restricted breathing test. By removing the internal jumper, the device can be used as two independent one-pole switches.



Start-stop push button panel in thermosetting GRP for wall-mounting **IP66**

Poles	Entry type	Rated current/voltage	Palazzoli code	Pack Qty
1 NO + 1 NC		10A 400V~	261432EX	1

Equipment included: cable gland in technopolymer type M20.
Features: the lower entry is the predisposition for restricted breathing test.



On-off push button panel in thermosetting GRP for wall-mounting **IP66**

Poles	Entry type	Rated current/voltage	Palazzoli code	Pack Qty
1 NO + 1 NC		10A 400V~	261433EX	1

Equipment included: cable gland in technopolymer type M20.
Features: the lower entry is ready for the restricted breathing test.




ZONE	GAS			DUST		
	0	1	2	20	21	22
USABLE			X			X

Small devices and watertight boxes in aluminium alloy suitable for applications in explosion hazardous areas as defined in ATEX Directive 2014/34/EU.

Box and cover are treated with ecological anticorrosion passivation with fluoro-zirconium treatment and finished with hot polymerised, scratch-resistant, non-ageing, non-toxic polyester painting. The cover is attached to the back box by means of stainless steel screws while the sealing is guaranteed by a gasket in non-ageing elastomer. Designed to enable internal and external earthing.

Compliance with standards
Directive ATEX 2014/34/EU
EN 60079-0
EN 60079-15
EN 60079-31
Directive 2014/35/EU
EN 60669-1
EN 60947-5-1 (Button)

Atex execution
 **II 3G 3D**
Ex nR IIC T6 Gc
Ex tc IIIC T 70 °C Dc

Material **Aluminium alloy**

Surface treatment **Passivation with fluoro-zirconium treatment**

Paint **Hot polymerised non-toxic, non-ageing polyester**

Colour **RAL 9005 (black)**

Protection rating (IP according to IEC/EN 60529) **IP66**

Operating frequency **50 - 60Hz**

Insulation class **I**

Entry cable diameter **10 - 14 mm**

Operating temperature **-20°C - +40°C**





SUITABLE FOR ZONE 2 (GAS) AND 22 (DUST)



Switches
in aluminium alloy
for wall-mounting
IP66

Poles	Entry type	Rated current/voltage	Palazzoli code	Pack Qty
1P	M20	16A 250V~ / 10A 400V~	201151EX	1
2P	M20	16A 250V~ / 10A 400V~	201152EX	1

Equipment included: cable gland in technopolymer type M20.
Earthing terminal inside and outside the box.
Features: the lower entry is the predisposition for restricted breathing test.



Push-button
in aluminium alloy
for wall-mounting
IP66

Poles	Entry type	Rated current/voltage	Palazzoli code	Pack Qty
1NA	M20	10A 400V~	261021EX	1

Equipment included: cable gland in technopolymer type M20.
Earthing terminal inside and outside the box.
Features: the lower entry is the predisposition for restricted breathing test.



Two-way switch
in aluminium alloy
for wall-mounting
IP66

Poles	Entry type	Rated current/voltage	Palazzoli code	Pack Qty
1P	M20	16A 250V~ / 10A 400V~	201156EX	1

Equipment included: cable gland in technopolymer type M20.
Earthing terminal inside and outside the box.
Features: the lower entry is ready for the restricted breathing test.



ZONE	GAS			DUST		
	0	1	2	20	21	22
USABLE			X		X	X

Sirens and bells in aluminium alloy for continuous operation, suitable for applications in explosion hazardous areas as defined in ATEX Directive 2014/34/EU.

The internal terminal block is in self-extinguishing thermosetting GRP insulating material and contributes to the non-sparking protection mode. Earth screws inside and outside the box.

Back box and cover are treated with ecological anticorrosion passivation with fluoro-zirconium treatment and finished with hot polymerised scratch-resistant non-toxic polyester painting.

The colour of the box is RAL 9005 black while the cover is RAL 2011 deep orange with high recognisability.

The gaskets in non-ageing elastomer and the stainless steel screws guarantee the watertight sealing with IP66 protection rating for the sirens and IP55 for the bells.

Compliance with standards
**Directive ATEX 2014/34/EU
EN 60079-0
EN 60079-15
EN 60079-31**

**Directive LVD 2014/35/EU
EN 62080**

II 3G 2D/3D

Atex execution
**(sirens)
II 3G Ex nA IIC T3 Gc
II 2D Ex tb IIIC T 65 °C Db**

**(bells)
II 3G Ex nA IIC T3 Gc
II 3D Ex tc IIIC T 65 °C Dc**

Casing material **Aluminium alloy**

Bell drum material **Painted galvanised steel**

Colour
**RAL 9005
(black) - Box
RAL 2011
(deep orange) - Cover**

Protection rating **IP66 (sirens)
IP55 (bells)**

Operating voltage **24VAC - 230VAC**

Operating frequency **50-60Hz**

Insulation class **I**

Entry cable diameter **10 - 14 mm**

Operating temperature **-20°C - +40°C**





ALARM-EX series

Watertight sirens and BELLS for signalling and alarming

ATEX solutions for explosive atmospheres

SUITABLE FOR ZONE 2 (GAS) AND 21-22 (DUST)



Sirens in aluminium alloy with vibrating membrane 50-60Hz **IP66**



Technopolymer M20 cable gland

Rated voltage (V)	Sound level (dB)	Initial power (VA)	Vibrating power (VA)	Palazzoli code	Pack Qty
24	105	60	25	900453EX	1
110	105	60	25	900463EX	1
230	105	60	25	900473EX	1

Equipment included: cable gland in technopolymer type M20. Terminal block in insulating thermosetting GRP. Earthing terminal inside and outside the box.

SUITABLE FOR ZONE 2 (GAS) AND 22 (DUST)



Bells in aluminium alloy with steel drum 50-60Hz **IP55**



Technopolymer M20 cable gland

Rated voltage (V)	Sound level (dB)	Initial power (VA)	Vibrating power (VA)	Palazzoli code	Pack Qty
24	101	13	11	900253EX	1
110	101	13	11	900263EX	1
230	101	13	11	900273EX	1

Equipment included: cable gland in technopolymer type M20. Terminal block in insulating thermosetting GRP. Earthing terminal inside and outside the box.



Directional horn for sirens

Max. diameter (mm)	Projection siren+horn (mm)	Palazzoli code	Pack Qty
112	238	900449	1

Equipment included: complete with stainless steel fixing screws.



ZONE	GAS			DUST		
	0	1	2	20	21	22
USABLE		X	X		X	X

Watertight light fixtures in AISI 304 stainless steel for applications in explosion hazardous areas as defined in ATEX 2014/34/EU Directive.

The diffuser is made of tempered glass. The fixing hooks are in AISI 304 stainless steel.

The sealing is guaranteed by a gasket reinforced in non-ageing elastomer.

Complete with corrosion resistant non-loosening terminals and non-sparking lamp holders. Supplied with M20 cable gland.

Complete with internal and external earth connection.

Compliance with standards

Directive ATEX 2014/34/EU
EN 60079-0
EN 60079-7
EN 60079-18
EN 60079-31
Directive 2014/35/EU
EN 60598-1
EN 60598-2-1
EN 62493
Directive 2014/30/EU
EN 55015
EN 61547
EN 61000-3-2
EN 61000-3-3
Directive 2011/65/EU
EN 50581

Atex execution

II 2G 2D
Ex and mb IIC T4 Gb
Ex tb IIIC T 70 °C Db

Casing material **AISI 304 stainless steel**

Diffuser material **Tempered glass**

Protection rating (IP according to IEC/EN 60529) **IP66**

Supply voltage **110 - 240 Vac-dc**

Operating frequency **0-50-60Hz**

Power factor **≥ 0.9**

Lamp holder **G13 T8 preventing the unhooking**

Max conductor cross-section **4 mm²**

Entry cable diameter **7-12 mm**

Insulation class **I**

Operating temperature **-40°C - +55°C**



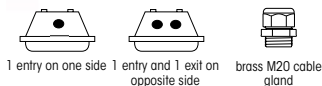
The photometric curves (LDT files) are available on www.palazzoli.com



SUITABLE FOR ZONE 1-2 (GAS) AND 21-22 (DUST)



Light fixtures
in stainless steel-glass
with white reflector
IP66



Power (W)	Length (mm)	For tubes type	Version	Photometric curves	Palazzoli code	Pack Qty
1X18	690	T8	standard	8	822181EX	1
1X36	1300			8	822281EX	1
2X18	690			9	822182EX	1
2X36	1300			9	822282EX	1

Features: fluorescent tubes are not included.
Light fixture predisposed with 2+1 M20 holes for in-out connection.
2 M8 threaded holes for fixing the accessories.



Pair of eyebolts
for pendant mounting
of steel light fixtures
with screw coupling

Manufacturing material	Palazzoli code	Pack Qty
AISI 304 stainless steel	820011	1

Equipment included: screws and accessories for fixing.



Pair of adjustable supports
for wall or ceiling mounting
of steel light fixtures
with screw coupling

Rotation angle	Manufacturing material	Palazzoli code	Pack Qty
± 75°	AISI 304 stainless steel	820010	1

Equipment included: screws and accessories for fixing.



Pair of collars
for mounting on tube
of steel light fixtures
with screw coupling

Manufacturing material	Tube diameter ø (mm)	Palazzoli code	Pack Qty
AISI 304 stainless steel	60	820016	1

Equipment included: screws and accessories for fixing.



Pair of brackets
for ceiling mounting
of steel light fixtures
with screw coupling

Manufacturing material	Palazzoli code	Pack Qty
AISI 304 stainless steel	820017	1

Equipment included: screws and accessories for fixing.



Symmetrical reflectors
in aluminium
for steel light fixtures

Manufacturing material	For light fixtures (W)	Palazzoli code	Pack Qty
aluminium	18	820002	1
	36	820003	1



ZONE	GAS			DUST		
	0	1	2	20	21	22
USABLE			X		X	X

Watertight light fixtures in AISI 304 stainless steel for applications in explosion hazardous areas as defined in ATEX 2014/34/EU Directive.

The diffuser is made of tempered glass. The fixing hooks are in AISI 304 stainless steel.

The sealing is guaranteed by a gasket reinforced in non-ageing elastomer.

Complete with corrosion resistant non-loosening terminals and non-sparking lamp holders. Supplied with M20 cable gland.

Complete with internal and external earth connection.

Compliance with standards

Directive ATEX 2014/34/EU
EN 60079-0
EN 60079-15
EN 60079-31
Directive 2014/35/EU
EN 60598-1
EN 60598-2-1
EN 60598-2-22
EN 62493
Directive 2014/30/EU
EN 55015
EN 61547
EN 61000-3-2
EN 61000-3-3
Directive 2011/65/EU
EN 50581

Atex execution

II 3G 2D
Ex nA IIC T4 Gc
Ex tb IIIC T 85 °C Db

II 3G 3D
Ex nR IIC T6 Gc
Ex tc IIIC T 70 °C Dc
(emergency)

Casing material **AISI 304 stainless steel**

Diffuser material **Tempered glass**

Protection rating
(IP according to
IEC/EN 60529) **IP66**

Supply voltage **230 Vac-dc**

Operating frequency **0-50-60Hz**

Power factor **≥ 0.9**

Lamp holder **G13 T8**

Max conductor
cross-section **2.5 mm²**

Entry cable diameter **10 - 14 mm**

Emergency
battery lifetime **1h**

Emergency battery
charging time **24h**

Insulation class **I**

Operating
temperature **-20°C - +40°C (2 tubes)**
-20°C - +50°C (1 tube)



The photometric curves (LDT files) are available on www.palazzoli.com

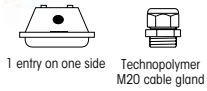
Technical data sheets updated to new standards
on palazzoli.com website



SUITABLE FOR ZONE 2 (GAS) AND 21-22 (DUST)



Light fixtures
in stainless **steel-glass**
with **white reflector**
IP66



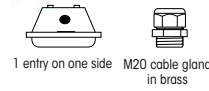
Power (W)	Length (mm)	For tubes type	Version	Photometric curves	Palazzoli code	Pack Qty
1X18	690	T8	standard	8	822131EX	1
1X36	1300			8	822231EX	1
1X58	1600			8	822331EX	1
2X18	690			9	822132EX	1
2X36	1300			9	822232EX	1
2X58	1600			9	822332EX	1
(1+1)x18	690	T8	emergency	9	822111EX	1
(1+1)x36	1300			9	822211EX	1
(1+1)x58	1600			9	822311EX	1

Equipment included: pair of hooks in AISI 304 steel for pendant mounting, code 820001.
Features: fluorescent tubes are not included.
Notes: emergency light fixtures are suitable for zone 2-22.

Technical accessories:



Light fixtures
in stainless steel - glass
with **symmetrical**
aluminium reflector
IP66



Power (W)	Length (mm)	For tubes type	Version	Photometric curves	Palazzoli code	Pack Qty
1X18	690	T8	standard	10	820131EX	1
1X36	1300			10	820231EX	1
1X58	1600			10	820331EX	1
2X18	690			11	820132EX	1
2X36	1300			11	820232EX	1
2X58	1600			11	820332EX	1
(1+1)x18	690	T8	emergency	11	820111EX	1
(1+1)x36	1300			11	820211EX	1
(1+1)x58	1600			11	820311EX	1

Equipment included: pair of hooks in AISI 304 steel for pendant mounting, code 820001.
Features: fluorescent tubes are not included.
Notes: emergency light fixtures are suitable for zone 2-22.

Technical accessories:





ZONE	GAS			DUST		
	0	1	2	20	21	22
USABLE			X		X	X

Watertight light fixtures in aluminium alloy suitable for applications in explosion hazardous areas as defined in ATEX Directive 2014/34/EU.

The body of the light fixture is treated with ecological anti-corrosion passivation with fluoro-zirconium and finished with hot polymerised scratch-resistant non-toxic non-ageing polyester painting.

The colour of the body is light grey RAL 7035.


The diffuser is in prismatic tempered glass.

The steel wire protection cage is RAL 2011 deep orange and is attached to the body by means of stainless steel screws while the sealing is guaranteed by a reinforced gasket in non-ageing elastomer.

Predisposed for entry through an M20 cable gland.

Complete with internal and external earth screw.

Compliance with standards
Directive ATEX 2014/34/EU
EN 60079-0
EN 60079-15
EN 60079-31
Directive 2014/35/EU
EN 60598-1
EN 60598-2-1
Directive 2011/65/EU
EN 50581

Atex execution
 **II 3G 2D**
Ex nA IIC T3 Gc
Ex tb IIIC T 75/85/90 °C Db

Casing material **Aluminium alloy**

Surface treatment **Passivation with fluoro-zirconium treatment**

Paint **Hot polymerised non-toxic, non-ageing polyester**

Colour
RAL 7035 (light grey)
Body
RAL 2011 (deep orange)
Protection cage

Diffuser material **Prismatic tempered glass**

Protection rating (IP according to IEC/EN 60529) **IP65**

Protection cage material **Painted tropicalised steel wire**

Supply voltage **230V**

Operating frequency **50-60Hz**

Max conductor cross-section **2.5 mm²**

Entry cable diameter **10 - 14 mm**

Lamp holder type **Type E27 in porcelain**

Insulation class **I**

Operating temperature **-20°C - +40°C**





SUITABLE FOR ZONE 2 (GAS) AND 21-22 (DUST)



Oval light fixtures
in aluminium alloy
with steel protective cage
IP65



Power (W)	Dimensions (mm)	Palazzoli code	Pack Qty
18	199x112	831072EX	1
28	226x130	831172EX	1
53	295x170	831272EX	1

Equipment included: internal and external earth screw and cable gland.



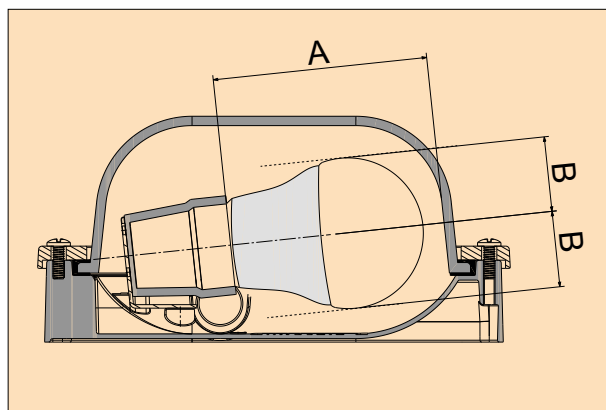
Round light fixtures
in aluminium alloy
with steel protective cage
IP65



Power (W)	Dimensions (mm)	Palazzoli code	Pack Qty
28	200x182	830072EX	1

Equipment included: internal and external earth screw and cable gland.

Light fixture/lamp selection



Dimensions

Type bulb	Power (W)	A (mm)	B (mm)
	18	90	38
	28	110	40
	53	168	43
	28	90	38



ZONE	GAS			DUST		
	0	1	2	20	21	22
USABLE			X			X


Watertight light fixtures in AISI 2014/34 stainless steel for applications in explosion hazardous areas as defined in ATEX Directive 304/EU.

The light fixture is equipped with LED strips, 4000K colour temperature and CRI \geq 80, installed on an ultra-bright aluminium reflector.

The body is cold-drawn in a single piece.

The diffuser is in tempered glass without metallic frame. The IP66 rating is guaranteed by a reinforced gasket in non-ageing elastomer and hooks in stainless steel AISI304.

The cable entry is made with an M20 cable gland in technopolymer.

Compliance with standards	Directive ATEX 2014/34/EU EN60079-0 EN60079-15 EN60079-31 Directive 2014/35/EU EN 60598-1 EN 60598-2-1 EN 62471 EN 60598-2-22 EN 62493 IEC/TR 62778 Directive 2014/30/EU EN 55015 EN 61547 EN 61000-3-2 EN 61000-3-3 Directive 2011/65/EU EN 50581
Atex execution	 Ex nR IIC T6 Gc Ex tc IIIC T 70 °C Dc
Body material	AISI 304 stainless steel Painted galvanised steel
Diffuser material	Tempered glass
Protection rating (IP according to IEC/EN 60529)	IP66
Paint	Non-toxic polyester resistant to weather conditions and UV rays
Colour	RAL 9016 (painted galvanised steel version)
Impact resistance (IK rating according to IEC/EN 62262)	IK09
Colour temperature	4000K
CRI	\geq 80
Insulation class	I
Supply voltage	220V - 240V
Operating frequency	50-60Hz
Input surge protection	2 kV EN 61000
Photobiological risk	Exempt
Power factor	\geq 0.95
Max conductor cross-section	2.5 mm²
Entry cable diameter	10-14 mm
Emergency battery lifetime	1h
Emergency battery charging time	24h
Estimated device lifetime	L80 B20 @50.000h Tq=25°C
Storage temperature	-40°C - +70°C
Operating temperature	-25°C - +40°C



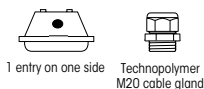
The photometric curves (LDT files) are available on www.palazzoli.com



SUITABLE FOR ZONE 2 (GAS) AND 22 (DUST)



LED light fixtures in **stainless steel - glass** with **extra wide beam optics IP66**



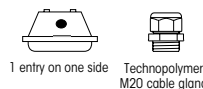
Device power (W)	Length (mm)	Rated flux (lm) Tj= 25 °C	Version	Photometric curves	Palazzoli code	Pack Qty
24	690	3.300	standard	19	822142EX	1
38	1300	5.600		20	822242EX	1
44	1600	6.500		21	822342EX	1
19	690	2.750	emergency	22	822140EX	1
36	1300	5.250		23	822240EX	1
44	1600	6.500		21	822340EX	1

Equipment included: pair of hooks in AISI 304 steel for pendant mounting, code 820001.
Notes: the stated values may be subject to a +/- 7% tolerance.

Technical accessories:



LED light fixtures in **painted galvanised steel-glass** with **extra wide beam optics IP66**



Device power (W)	Length (mm)	Rated flux (lm) Tj= 25 °C	Version	Photometric curves	Palazzoli code	Pack Qty
24	690	3.300	standard	19	842142EX	1
38	1300	5.600		20	842242EX	1
19	690	2.750	emergency	22	842140EX	1
36	1300	5.250		23	842240EX	1

Equipment included: pair of hooks in AISI 304 steel for pendant mounting, code 820001.
Notes: the stated values may be subject to a +/- 7% tolerance.

Technical accessories:



EMERGENCY FLUX

Rated flux (lm) Tj= 25 °C	Rated flux in emergency (lm)
2.750	962
5.250	945
6.500	975

Notes: the emergency flux is achieved by reducing the rated flux of the unit.



ZONE	GAS			DUST		
	0	1	2	20	21	22
USABLE						X

MITO LED-EX is suitable for use in explosion hazardous areas according to ATEX directive 2014/34/EU.

MITO LED-EX guarantees specific lighting and mechanical characteristics for installation in industrial environments, food industries and outdoor areas. The body is made of die-cast aluminium with anti-corrosion treatment, finished with a scratch-resistant powder coating.

The diffuser, made of 4 mm extra-clear tempered glass, guarantees maximum resistance in harsh environments with chemical substances.

Thanks to the different optics available in the catalogue (extra wide beam, narrow beam, elliptical beam and asymmetrical beam), the working areas can be illuminated in the best possible way, guaranteeing visual comfort and the best lighting performance.

Compliance with standards

Directive ATEX 2014/34/EU
EN 60079-0
EN 60079-31
Directive 2014/35/EU
EN 60598-1
EN 60598-2-1
EN 62471
EN 62493
IEC/TR 62778
Directive 2014/30/EU
EN 55015
EN 61547
EN 61000-3-2
EN 61000-3-3
Directive 2011/65/EU
EN 50581

Atex execution	II 3D Ex tc IIIC T100 °C Dc
Body material	EN 46100 aluminium alloy
Surface treatment	Fluoro-zirconium treatment
Diffuser material	Extra clear tempered glass
Protection rating (IP according to IEC/EN 60529)	IP66
Paint	Hot-polymerised non-toxic polyester
Colour	RAL 9005
Impact resistance (IK rating according to IEC/EN 62262)	IK08
Corrosion class	C3 according to ISO 9223
Weight	max 9.5 kg
LED device efficiency	≥ 106 lm/W
Colour temperature	4000K (other temperatures on request)
CRI	≥ 80
Insulation class	I
Supply voltage	200-240V
Operating frequency	50-60 Hz
Input surge protection	10kV common mode 6 kV differential mode EN 61000
Residual flicker	< 1%
Photobiological risk	Exempt
Glare index	UGR ≤ 22
Power factor	≥ 0.95
Max conductor cross-section	1.5 mm ²
Entry cable diameter	7-13 mm
Cable entry	ATEX cable gland M20
Estimated device lifetime	L80 B20 @110.000h Tq= -30 °C to +40 °C
Storage temperature	-40 °C - +70 °C
Operating temperature	-30 °C to + 40 °C (up to +55 °C or other special configurations on request. Table on page 270)





SUITABLE FOR ZONE 22 (DUST)



Suspension LED light fixtures
glass diffuser
roto-symmetrical
extra wide beam optics
IP66

No. of LEDs	Device power (W)	Rated flux (lm) Tj= 25 °C	Version	Photometric curves	Palazzoli code	Pack Qty
9	99	13230	1-10 V dimmable standard	1	810090EX	1
12	133	17640		1	810020EX	1
15	168	22050		1	810050EX	1
18	199	26460		1	810080EX	1

Equipment included: quick connection for suspension.
Features: UGR>22. Typical installation height between 5 and 9 m.
Notes: the stated values may be subject to a +/- 7% tolerance. Other DALI or wireless control systems are available on request.

Technical accessories:



Suspension LED light fixtures
glass diffuser
elliptical beam optics
IP66

No. of LEDs	Device power (W)	Rated flux (lm) Tj= 25 °C	Version	Photometric curves	Palazzoli code	Pack Qty
9	99	13230	1-10 V dimmable standard	8	810092EX	1
12	133	17640		8	810022EX	1
15	168	22050		8	810052EX	1
18	199	26460		8	810082EX	1

Equipment included: connection with double chain bracket.
Features: suitable for installation between the aisles of industrial warehouses etc.
Notes: the stated values may be subject to a +/- 7% tolerance. Other DALI or wireless control systems are available on request.

Technical accessories:



Suspension LED light fixtures
glass diffuser
roto-symmetrical
narrow beam optics
IP66

No. of LEDs	Device power (W)	Rated flux (lm) Tj= 25 °C	Version	Photometric curves	Palazzoli code	Pack Qty
9	99	13230	1-10 V dimmable standard	2	810091EX	1
12	133	17640		2	810021EX	1
15	168	22050		2	810051EX	1
18	199	26460		2	810081EX	1

Equipment included: quick connection for suspension.
Features: typical installation height over 9 m.
Notes: the stated values may be subject to a +/- 7% tolerance. Other DALI or wireless control systems are available on request.

Technical accessories:



LED floodlights
glass diffuser
asymmetrical optics
IP66

No. of LEDs	Device power (W)	Rated flux (lm) Tj= 25 °C	Version	Photometric curves	Palazzoli code	Pack Qty
9	99	13230	1-10 V dimmable standard	4	810296EX	1
12	133	17640		4	810226EX	1
15	168	22050		4	810256EX	1
18	199	26460		4	810286EX	1

Equipment included: adjustable bracket for wall-mounting or mounting on load-bearing structures (walls, poles, pylons).
Features: suitable for illuminating outdoor areas.
Notes: the stated values may be subject to a +/- 7% tolerance. Other DALI or wireless control systems are available on request.

Technical accessories:







MARINE

SECTION





DISTRIBUTION TURRETS

B-SMART
distribution turrets
with 2 sockets

page 344



B-SMART
distribution turrets
with 4 sockets

page 346



CONTAINER SOCKETS

CONTAINER
interlocked socket-outlets
in thermosetting GRP

page 348



CONTAINER
interlocked socket-outlets
in thermoplastic material

page 350



X-CEE
technopolymer sockets,
plugs and rotoswitches

page 351



CONTAINER
panel-mounted
thermoplastic sockets

page 350



UNAV DEVICES

NAVE
UNAV boxes

page 352



NAVE
UNAV interlocked
socket-outlets

page 354



NAVE
UNAV rotary switches and
two-way switches

page 355



NAVE
UNAV bells and sirens

page 355





UNAV LIGHTING DEVICES


NAVE
UNAV light fixtures
page 356



NAVE
UNAV cylindrical well glass fixtures
page 356




NAVE
UNAV brass bodies
page 357




NAVE
UNAV diffusers and cages
page 357



NAVE
UNAV large light fixtures
page 358



NAVE
UNAV portable light fixture
page 359



LIGHT FIXTURES FOR MARINE USE

RINO
LED light fixtures in painted galvanised steel
page 360



RINO
fluorescent light fixtures in painted galvanised steel
page 363



RINO
LED light fixtures for bulkheads
page 362



RINO
fluorescent light fixtures for bulkhead
page 363



RINO
LED light fixtures in painted AISI 316L stainless steel
page 362



RINO
fluorescent light fixtures in painted AISI 316L stainless steel
page 363



B-SMART



Stainless

Thanks to AISI 316L stainless steel, it can be installed in any environment.



Visible

Thanks to the backlighting system of the socket-outlets.



Customisable

Contact the Palazzoli Technical Service to explore your requirements.



The turrets are made of AISI 316L stainless steel, class II, for the distribution of electricity from 16A to 63A, water and, on request, other services (data, TV, compressed air, etc..).

They are used in port areas, campsites, urban areas and also in industrial areas.

They are available in the standard versions with a width of 276 mm and in the compact 208 mm version; the latter is particularly suitable for wharfs and where it is necessary to reduce the overall dimensions to a minimum. The range is completed by the versions for fire-fighting and for wharf end.

Compliance with standards	IEC/EN 61439-1
Material	AISI 316L stainless steel
Protection rating (IP according to IEC/EN 60529)	IP56
Colour	RAL7035 (body)
Impact resistance (IK rating according to IEC/EN 62262)	IK10
Lamp lighting	Fluorescent 11W 230V
Power terminal block	3P+N+\neq 35mm²
Lighting circuit terminal block	2P 6mm²
Lamp holder	Type E27
Insulation class	II □
Storage temperature	-30°C - +70°C
Operating temperature	-25°C - +50°C



Turrets for wharf end
in AISI 316L stainless steel
with **2 fixed socket-outlets**
and **2 taps**
50-60Hz **IP56**

Dimensions (mm)	Industrial socket-outlets		No. of taps	Palazzoli code	Pack Qty
	16A 2P+ \neq 230V	32A 2P+ \neq 230V			
360x895x208	2		2	576100	1
	1	1	2	576101	1

Features: switch compartment door with triangular safety lock. Cable strain relief device. Suitable for fastening onto concrete using max M10 threaded pins (not included).



Turrets for wharf end
in AISI 316L stainless steel
with **2 interlocked socket-outlets**
and **2 taps**
50-60Hz **IP56**

Dimensions (mm)	Industrial interlocked socket-outlets				No. of taps	Palazzoli code	Pack Qty
	16A 2P+ \neq 230V	32A 2P+ \neq 230V	32A 3P+N+ \neq 400V	63A 3P+N+ \neq 400V			
360x895x208	2				2	576110	1
	1	1			2	576111	1
360x895x276					2	576112	1
			1	1	2	576113	1

Features: switch compartment door with triangular safety lock. Cable strain relief device. Suitable for fastening onto concrete using max M10 threaded pins (not included).

**Turrets for wharf end**
in AISI 316L stainless steel with
4 interlocked socket-outlets
and **4 taps**
50-60Hz **IP56**

Dimensions (mm)	Industrial interlocked socket-outlets					No. of taps	Palazzoli code	Pack Qty
	16A 2P+≐ 230V	16A 3P+≐ 400V	16A 3P+N+≐ 400V	32A 2P+≐ 230V	32A 3P+N+≐ 400V			
360x895x276	4					4	576200	1
				4		4	576201	1
	2	2				4	576202	1
	2			2		4	576203	1
	2		2			4	576205	1
	2	1		1		4	576206	1

Features: switch compartment door with triangular safety lock. Cable strain relief device. Suitable for fastening onto concrete using max M10 threaded pins (not included).

**Turrets for campsites**
in AISI 316L stainless steel
with **4 fixed socket-outlets**
50-60Hz **IP56**

Dimensions (mm)	Industrial socket-outlets 16A 2P+≐ 230V	Palazzoli code	Pack Qty
360x895x276	4	576401	1

Features: switch compartment door with triangular safety lock. Cable strain relief device. Suitable for fastening onto concrete using max M10 threaded pins (not included).

**Turret for wharf end**
in AISI 316L
stainless steel
IP56

No. of modules EN50022	Dimensions (mm)	Palazzoli code	Pack Qty
36 (12x3)	360x895x276	576800	1

Features: the protection devices can be mounted on EN50022 rail in 3 separate watertight insulating enclosures. The input and output of the power supply lines can be made from below. Suitable for fastening onto concrete using max M10 threaded pins (not included).

**Turrets for campsites**
in AISI 316L stainless steel
with **4 interlocked socket-outlets**
50-60Hz **IP56**

Dimensions (mm)	Interlocked industrial socket-outlets 16A 2P+≐ 230V	Palazzoli code	Pack Qty
360x895x276	4	576400	1

Features: switch compartment door with triangular safety lock. Cable strain relief device. Suitable for fastening onto concrete using max M10 threaded pins (not included).

**Fire prevention turret**
in AISI 316L stainless steel
for an **extinguisher**
IP56

Housable extinguisher	Dimensions (mm)	Palazzoli code	Pack Qty
No. 1 extinguisher 6 or 9 Kg	360x895x276	576600	1

Features: patented "SAFE CRASH" flat breakable glass
Suitable for fastening onto concrete using max M10 threaded pins (not included).
Notes: extinguisher not included.

**Support base**
for turrets

For turret dimensions type	Application	Material	Palazzoli code	Pack Qty
360x895x208	Raising 65 mm and	stainless	575701	1
360x895x276	floor flush-mounted	steel	575702	1

**Decorative and containment frame**
in AISI 316L stainless steel
for B-SMART turrets

Description	For turret dimensions type	Palazzoli code	Pack Qty
stainless steel frame complete with fixing screws	360x895x208	575711	1
stainless steel frame complete with fixing screws	360x895x276	575710	1

**Fire prevention turret**
in AISI 316L stainless steel
with **fire hose and nozzle**
IP56

Equipment	Dimensions (mm)	Palazzoli code	Pack Qty
fire hose and nozzle	360x895x276	576601	1

Features: fire hose type 'gomel', Ø 45mm, 20 m. Lance type AWG UNI45 with 3 effects, complete with 1"1/2 UNI45 brass tap. Features: patented "SAFE CRASH" flat breakable glass
Suitable for fastening onto concrete using max M10 threaded pins (not included).

**Breakable glass**
SAFE CRASH
for fire prevention turrets

Description	Palazzoli code	Pack Qty
patented "SAFE CRASH" flat breakable glass	575706	1

**Door lock kit** for pier
and camping turrets

Description	Palazzoli code	Pack Qty
kit with 2 unified code keys	575708	1

CONTAINER



Total protection

Thanks to resistance to salty atmosphere, UV rays and overtemperatures.



AC3-AC23A

Thanks to the isolator switch at rated current.



Per container

Thanks to 380/440V, 3h, 32A plugs and sockets, the power supply of refrigerated containers is guaranteed.



Compliance with standards	IEC/EN 60309-1 IEC/EN 60309-2 CEI EN 60309-4
Protection rating (IP according to IEC/EN 60529)	Thermosetting GRP page 96 Aluminium page 118 Thermoplastic material page 69 Technopolymer page 46
Rated current	32A 3P+\neq 3h
Operating voltage	380/440V
Operating frequency	50-60Hz
Storage temperature	Thermosetting GRP page 96 Aluminium page 118 Thermoplastic material page 69 Technopolymer page 46
Operating temperature	Thermosetting GRP page 96 Aluminium page 118 Thermoplastic material page 69 Technopolymer page 46



Rated operating currentswitch:			32A
Thermal current Ith		A	32
AC21A	400V	A	32
AC22A	400V	A	32
AC23A	400V	A	32
AC23A	400V	kW	15
AC3	400V	kW	15

THERMOSETTING GRP

M32 ENTRY



Interlocked socket-outlet
in thermosetting GRP
with **MCB** for wall-mounting
50-60Hz **IP67**

Rated current (A)	Rated voltage	Voltage colour	Poles	h ref.	Palazzoli code	Pack Qty
32	380/440V	●	3P+ \neq	3	474771	1

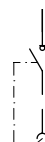
M25 ENTRY



Interlocked socket-outlet
in thermosetting GRP
for wall-mounting
50-60Hz **IP66/IP67**

Rated current (A)	Rated voltage	Voltage colour	Poles	h ref.	Palazzoli code	Pack Qty
32	380/440V	●	3P+ \neq	3	469233	1

M32 ENTRY



Interlocked socket-outlet
in thermosetting GRP
for wall-mounting
and **DIN rail**
50-60Hz **IP67**

Rated current (A)	Rated voltage	Voltage colour	Poles	h ref.	Palazzoli code	Pack Qty
32	380/440V	●	3P+ \neq	3	472133	1

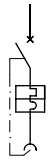
Technical accessories:





ALUMINIUM

WINDOW F1



Interlocked socket-outlet
in aluminium alloy
with **MCB**
for wall-mounting
50-60Hz **IP67**

Rated current (A)	Rated voltage	Voltage colour	Poles	h ref.	Palazzoli code	Pack Qty
32	380/440V	●	3P+≐	3	474486	1

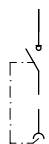
WINDOW F1



Interlocked socket-outlet
in aluminium alloy
for wall-mounting
50-60Hz **IP67**

Rated current (A)	Rated voltage	Voltage colour	Poles	h ref.	Palazzoli code	Pack Qty
32	380/440V	●	3P+≐	3	460233	1

WINDOW F1



Interlocked socket-outlet
in aluminium alloy
with **DIN rail**
for wall-mounting
50-60Hz **IP67**

Rated current (A)	Rated voltage	Voltage colour	Poles	h ref.	Palazzoli code	Pack Qty
32	380/440V	●	3P+≐	3	472735	1

Technical accessories:



page 158


THERMOPLASTIC



Interlocked socket-outlet
for distribution boards
50-60Hz **IP66/IP67**

Rated current (A)	Rated voltage	Voltage colour	Poles	h ref.	Palazzoli code	Pack Qty
32	380/440V	●	3P+≐	3	491233	1

Technical accessories:



page 74



15° angled
flush-mounted fixed socket
50-60Hz **IP66/IP67**

Rated current (A)	Rated voltage	Voltage colour	Dimensions (mm)	Poles	h ref.	Palazzoli code	Pack Qty
32	380/440V	●	88x100	3P+≐	3	489233	1

Technical accessories:



page 35

page 35



TECHNOPOLYMER



Straight panel-mounted socket
50-60Hz
IP66/IP67/IP68/IP69

Rated current (A)	Rated voltage	Voltage colour	Dimensions (mm)	Poles	h ref.	Palazzoli code	Pack Qty
32	380/440V	●	65x83	3P+≐	3	772233	1

Technical accessories:



page 91



Coupler
50-60Hz
IP66/IP67/IP68/IP69

Rated current (A)	Rated voltage	Voltage colour	Dimensions (mm)	Poles	h ref.	Palazzoli code	Pack Qty
32	380/440V	●	88x100	3P+≐	3	770233	1



Straight panel-mounted rotoswitched socket
50-60Hz
IP66/IP67/IP69

Rated current (A)	Rated voltage	Voltage colour	Dimensions (mm)	Poles	h ref.	Palazzoli code	Pack Qty
32	380/440V	●	65x83	3P+≐	3	412233	1

Technical accessories:



page 91

page 91



Plug
50-60Hz
IP66/IP67/IP68/IP69

Rated current (A)	Rated voltage	Voltage colour	Poles	h ref.	Palazzoli code	Pack Qty
32	380/440V	●	3P+≐	3	760233	1

Technical accessories:



page 47

Nave



Non ageing

Thanks to the stainless material.



Guaranteed protection

Thanks to the external installation slots.



Complete

Thanks to the included terminal blocks.



The electrical and lighting equipment of the NAVE SERIES was born to meet the specific plant requirements on board ships, merchant ships and military ships.

The series is characterised by materials with high technical properties (mainly solid die-cast brass and thermosetting polyester reinforced with fibreglass), and consists of small control, pick-up and light signalling devices, industrial sockets and plugs, brass sirens and ringtones, junction boxes and lighting fixtures in brass and stainless steel. All the equipments are rigorously made in watertight execution and meet the tables of UNAV naval unification.

Compliance with standards	UNAV unification tables
Material	Painted solid brass or thermosetting GRP
Protection rating (IP according to IEC/EN 60529)	IP56 - IP66 - IP67
Colour	RAL7042
Insulation class	I
Storage temperature	50°C - +80°C
Operating temperature	-40°C - +70°C



UNAV 2181 boxes
in thermosetting GRP painted marine grey with terminal block **IP67**

Outer dimensions (mm)	Terminal type	Palazzoli code	Pack Qty
92x92x100	4x6 mm ²	115200	1
125x92x100	2 rows of 4x6 mm ²	115201	1
125x92x100	2 rows of 6x6 mm ²	115202	4



UNAV 1398 boxes
in painted marine grey brass with terminal block and UNAV 1948 cable gland **IP66**

Inner diameter (mm)	Terminal type	No. of cable glands	Palazzoli code	Pack Qty
70	4x6 mm ²	2 opposites	115125	1
70	4x6 mm ²	3 opposites	115135	1
70	4x6 mm ²	4 opposites	115145	1

Equipment included: brass cable glands M24x1.5 complete with gasket. Earth screws inside and outside the box

Features: terminal block with cage terminals.



UNAV 2161 boxes
in painted marine grey brass with terminal block and UNAV 1948 cable gland **IP66**

Inner diameter (mm)	Terminal type	No. of cable glands	Palazzoli code	Pack Qty
62	4x6 mm ²	2 opposites + 2 caps	115628	1
62	4x6 mm ²	3 opposites + 1 cap	115638	1
62	4x6 mm ²	4 opposites	115648	1

Equipment included: brass cable glands N24x1.5. Earth screws inside and outside the box

Features: terminal block with cage terminals.



UNAV 1435 socket-outlets
in marine grey painted brass
with terminal block and
UNAV 1948 cable gland
50-60Hz **IP66**

Rated current (A)	Rated voltage	Poles	No. of cable glands	Palazzoli code	Pack Qty
10	24V~	2P+⊕	1	461121	1
	127V~	2P+⊕	1	461151	1
	230V~	2P+⊕	1	461131	1

Equipment included: brass cable gland M24x1.5. Earth screws inside and outside the box.



UNAV 1436 interlocked socket-outlets
in marine painted brass
with UNAV 1948 cable gland
50-60Hz **IP56**

Rated current (A)	Rated voltage	Poles	No. of cable glands	Palazzoli code	Pack Qty
10	127V~	2P+⊕	1	462151	1
	230V~	2P+⊕	1	462131	1

Equipment included: brass cable glands N24x1.5. Earth screws inside and outside the box.



UNAV 1437 mobile plugs
with ring nut
and rubber sleeve
50-60Hz **IP56**

Rated current (A)	Rated voltage	Poles	Palazzoli code	Pack Qty
10	24V~	2P+⊕	467021	10
	127V~	2P+⊕	467051	10
	230V~	2P+⊕	467031	10



UNAV 2169 interlocked socket-outlets
in marine grey painted brass
with UNAV 1948 cable glands
50-60Hz **IP66**

Rated current (A)	Rated voltage	Poles	h ref. (h)	No. of entries	Entry type	Palazzoli code	Pack Qty
32	380/440V	3P+⊕	3	1	330x18 M30x2 UNAV 1948	472401	1
					2 side ones, opposite	1" gas	472411

Equipment included: brass cable gland Terminal block 3x1 6mm² on ceramic support.
Features: switch directly controlled by the plug connection/disconnection.



UNAV 2172 plug
in marine grey painted brass
50-60Hz **IP66**

Rated current (A)	Rated voltage	Voltage colour	Poles	h ref.	Palazzoli code	Pack Qty
32	380/440V	●	3P+⊕	3	477411	2

Equipment included: brass cable gland 36x21 UNAV 1948.



UNAV 2166 socket-outlets
in marine grey painted brass
with UNAV 1948 cable gland
50-60Hz **IP66**

Rated current (A)	Rated voltage	Voltage colour	Poles	h ref.	Palazzoli code	Pack Qty
16	230V	●	2P+⊕	6	478213	1
	230V	●	3P+⊕	9	478313	1
	400V	●	3P+⊕	6	478323	1

Equipment included: brass cable gland M24x1.5.
Features: contact holder insert in self-extinguishing thermosetting material.

Technical accessories:



page 47



UNAV 2162 rotary switches
in marine grey painted brass
with UNAV 1948 cable glands
250V **IP66**

Rated current (A)	Poles	No. of cable glands	Palazzoli code	Pack Qty
10	1	1	232616	1
	1	2 combined	232626	1
	1	2 opposites	232636	1
	2	2 combined	232627	1
	2	2 opposites	232637	1

Equipment included: brass cable glands N24x1.5. Earth screws inside and outside the box.



UNAV 2162 rotary two-way switch sockets
in marine grey painted brass
with UNAV 1948 cable glands
250V **IP66**

Rated current (A)	Poles	No. of cable glands	Palazzoli code	Pack Qty
10	2	2 combined	232628	1

Equipment included: brass cable glands N24x1.5. Earth screws inside and outside the box.



UNAV 2162 rotary switches in solid brass
with UNAV 1948 cable gland
250V **IP66**

Rated current (A)	Poles	No. of cable glands	Palazzoli code	Pack Qty
10	1	1	861550	1

Equipment included: brass cable gland M24x1.5.



UNAV 1384 bells
in marine grey painted brass
with UNAV 1948 cable gland
50-60Hz **IP66**

Rated voltage	Drum diameter (mm)	Sound level at 1 m. (dB)	Power (VA)	No. of cable glands	Palazzoli code	Pack Qty
24V~	155	101	13VA initial 11VA vibrating	1	900355	1
110V~	155	101	13VA initial 11VA vibrating	1	900365	1
230V~	155	101	13VA initial 11VA vibrating	1	900375	1

Equipment included: brass cable glands M24 x1.5, terminal block in thermosetting material.
Features: they are suitable for continuous and extended operation.
Earth screws inside and outside the box.



UNAV 1382 socket-outlets
in marine grey painted brass
with UNAV 1948 cable gland
50-60Hz **IP66**

Rated voltage	Sound level at 1 m. (dB)	Power (VA)	No. of cable glands	Palazzoli code	Pack Qty
24V~	107/105	60VA initial 25VA vibrating	1	900553	1
110V~	107/105	60VA initial 25VA vibrating	1	900563	1
230V~	107/105	60VA initial 25VA vibrating	1	900573	1

Equipment included: brass cable glands M24 x1.5, terminal block in insulating thermosetting material.
Features: fitted with vibrating membrane they are suitable for continuous operation and with a pause of 1h every 4h. Earth screws inside and outside the box.



UNAV 1382 directional horn
in marine grey painted brass
for sirens

Max. diameter (mm)	Siren+horn projection (mm)	Palazzoli code	Pack Qty
112	238	900548	1

Equipment included: stainless steel fixing screws.



UNAV 2135 light fixtures
in marine grey painted brass
with glass diffuser
and UNAV 1948 cable gland
230V **IP66**

Lamp max power (W)	Lamp holder type	No. of cable glands	Palazzoli code	Pack Qty
60	E27	1	831069	1
60	E27	2	831089	1
75	E27	1	831109	1
75	E27	2	831189	1
100	E27	1	831209	1
100	E27	2	831289	1

Equipment included: brass cable glands N24x1.5. Internal and external earth screws.



Stainless steel protective cage
for UNAV 2135 oval light fixtures

Light fixture max. power (W)	Palazzoli code	Pack Qty
60	831527	1
75	831627	1
100	831727	1



Anti-vibrating bayonet lamp holder
swann type
for UNAV 2135 oval light fixtures

Type	Lamp holder material	Palazzoli code	Pack Qty
B22d 4A 250V	brass	859412	1

Equipment included: fixing support.



UNAV 2132 well glass fixture
in marine grey painted brass
with UNAV 1948 cable glands
230V **IP66**

Lamp max power (W)	Lamp holder type	No. of cable glands	Palazzoli code	Pack Qty
75	E27	1	850140	1
75	E27	2 opposites	850143	1

Equipment included: brass cable glands N24x1.5. Internal and external earth screws.



UNAV 2133 well glass fixture
in marine grey painted brass
230V **IP66**

Lamp max power (W)	Lamp holder type	No. of cable glands	Palazzoli code	Pack Qty
60	E27	2 combined	850054	2

Equipment included: brass 3/4" feedthrough cable glands. Internal and external earth screws.



Bodies in marine grey painted brass with UNAV 1948 cable glands for UNAV 2133 cylindrical light fixtures **IP66**

Lamp max power (W)	Lamp holder type	No. of cable glands	Cable gland type	Palazzoli code	Pack Qty
60	E27	1	M24x1.5	850042	1
60	E27	2 opposites	M24x1.5	850045	1
60	E27	2 combined	3/4" bulkhead	850065	1

Equipment included: brass cable glands. Internal and external earth screws.



Boxes in marine grey painted brass with UNAV 1948 cable glands complete with holder rings for UNAV 2134 well glass fixtures **250V IP66**

Lamp max power (W)	Lamp holder type	No. of cable glands	Cable gland type	Palazzoli code	Pack Qty
60	E27	1	M24x1.5	815141	1
60	E27	2 opposites	M24x1.5	815151	1
60	E27	2 combined	M24x1.5	815161	1
60	E27	2 combined	3/4" bulkhead	815181	1

Equipment included: brass cable glands. Internal and external earth screws.

Features: the item code 815181 is UNAV 1796.



UNAV 1268 diffusers in smooth coloured glass for cylindrical well glass fixtures

Lamp max power (W)	Colour	Palazzoli code	Pack Qty
60	transparent	850060	1
	blue	850061	1
40	yellow	850062	1
	red	850063	1
	green	850064	1



UNAV 2133 globe-holder ring in nickel-plated brass for well glass fixtures

Max power Well glass fixtures (W)	Palazzoli code	Pack Qty
60	850050	1



UNAV 2133 globe-holder ring in nickel-plated brass with stainless steel cage for well glass fixtures

Max power Well glass fixtures (W)	Palazzoli code	Pack Qty
60	850058	1



Protection cages in stainless steel wire for cylindrical well glass fixtures

Lamp max power (W)	Palazzoli code	Pack Qty
60	819022	1
75	850172	1



Base for ceiling-mounting in tropicalised steel for UNAV 2132, 2133, 2134 cylindrical well glass fixtures

Type	Palazzoli code	Pack Qty
A UNAV 1228	850090	1



Base for wall-mounting in tropicalised steel for UNAV 2132, 2133, 2134 cylindrical light fixtures

Type	Palazzoli code	Pack Qty
B UNAV 1228	850091	1



Reflectors
in **painted galvanised steel**
for cylindrical light fixtures

Lamp max power (W)	Colour	Palazzoli code	Pack Qty
60	white	819030	5
75		819130	5
100		819230	5



Shade
in **painted galvanised steel**
for directing lighting output
of cylindrical light fixtures

Lamp max power (W)	Colour	Palazzoli code	Pack Qty
60	aluminium	819035	1
75		819135	1
100		819235	1



Anti-vibrating bayonet
lamp holder swann type
with fins for cylindrical well
glass fixtures

Type	Lamp holder material	Palazzoli code	Pack Qty
B22d 4A 250V	brass	859400	1

Equipment included: fixing support.



UNAV 2139 large light fixture
in marine grey painted brass
with UNAV 1948 cable gland
230V **IP66**

Lamp max power (W)	Lamp holder type	No. of cable glands	Palazzoli code	Pack Qty
3x75	3xE27	1	850300	1

Equipment included: brass cable gland M24x1.5. Internal and external earth screws.
Features: hinged globe holder. Transparent glass diffuser.



UNAV 2139 large light fixture
in marine grey painted brass
with stainless steel protective
cage with UNAV 1948
cable gland
230V **IP66**

Lamp max power (W)	Lamp holder type	No. of cable glands	Palazzoli code	Pack Qty
3x75	3xE27	1	850301	1

Equipment included: brass cable gland M24x1.5. Internal and external earth screws.
Features: hinged globe holder. Transparent glass diffuser.



Sprung installation base
for UNAV 2139
large light fixtures

Type	Palazzoli code	Pack Qty
UNAV 1230 for 1/2" gas tube	850391	1

Uses: for pendant installation with 1"1/2 steel tube.



**UNAV 1948
brass cable gland**
with sleeve
IP66

Type	Palazzoli code	Pack Qty
B2 24 UNAV 1948 - M24x1.5	585410	10

Features: supplied without washers and gaskets.



Bushes in brass
for earth connection
of cable reinforcement
IP66

Inner diameter (mm)	Type	Palazzoli code	Pack Qty
8	B2 24 UNAV 1949	585316	10
9		585317	10
10.5		585318	10
13		585319	10

Features: supplied without washers and gaskets.



UNAV 1062
brass cable gland

Type	Palazzoli code	Pack Qty
24 UNAV 1062	585480	10

Features: supplied without washers and gaskets.



Brass washers
with gasket in non-ageing
elastomer

Inner diameter (mm)	Palazzoli code	Pack Qty
8	585406	10
9	585407	10
10	585408	10
11	585409	10
12	585411	10
13	585412	10
14	585413	10
15	585414	10
16	585415	10
17	585416	10



Screw cap in brass
with gaskets
IP66

Threading	Palazzoli code	Pack Qty
M24x1.5	585490	10



UNAV 2137
portable well glass fixture
in thermosetting GRP with
stainless steel protection cage
250V **IP65**

Lamp max power (W)	Lamp holder type	Palazzoli code	Pack Qty
60	E27	814052	1

Equipment included: cable entry with 1 M20 cable gland and internal cable clamp.
Features: diffuser in ribbed clear glass. Lamp holder in porcelain.



Clear ribbed glass diffusers
for cylindrical well glass fixtures

Well glass fixture max. power (W)	Colour	Palazzoli code	Pack Qty
60	transparent	819012	1

RINO



Corrosion resistant

Thanks to the total absence of welded joints.



Vibration free

Thanks to the fixing pins and preassembled anti-vibration system.



High performance over time

Thanks to the diffuser in unbreakable polycarbonate, with V2 self-extinguishing grade, anti yellowing, stabilised against UV rays.



The RINO light fixtures for marine use have been designed to be always the optimal product irrespectively of the type of boat to be illuminated. Versions are available for outdoor use, with body in AISI 316L stainless steel painted white and diffuser in transparent or opal polycarbonate, for indoor use, with body in white painted galvanised steel, diffuser in transparent or opal polycarbonate and for bulkheads.

The total absence of welds replaced by "buttons" guarantees the stainlessness of the light fixture and consequently an extremely long durability. The light fixtures are equipped with stainless steel fixing pins with anti-vibration system.

Stainless steel click connections guarantee perfect tightness and maximum impact resistance.

Compliance with standards	Directive 2014/35/EU EN 60598-1 EN 60598-2-1 EN 62471 EN 60598-2-22 EN 62493 IEC/TR 62778 Directive 2014/30/EU EN 55015 EN 61547 EN 61000-3-2 EN 61000-3-3 Directive 2011/65/EU EN 50581
Material	Painted AISI 316L stainless steel Painted galvanised steel
Paint	Non-toxic polyester resistant to weather conditions and UV rays
Colour	White RAL 9016
Diffuser material	Transparent polycarbonate and opal polycarbonate
Protection rating (IP according to IEC/EN 60529)	IP66/IP67
Impact resistance (IK rating according to IEC/EN 62262)	IK09
LED colour temperature	4000K (on request 3000K; 6500K)
CRI	90
Fluorescent lamp holder	G5 T5
Supply voltage	180V -260V
Frequency	0-50-60Hz
Input surge protection	2 kV EN 61000
Photobiological risk	RG0
Power factor	≥ 0.9
Max conductor cross-section	2.5 mm ²
Entry cable diameter	7 - 15 mm
Emergency battery lifetime	3h
Emergency battery charging time	24h
Insulation class	I
Estimated device lifetime	L80 B20 @50.000h Tq=-25 °C to +50 °C
Storage temperature	-40°C - +70°C
Operating temperature	-25°C - +50°C (Special solutions for low temperature applications available on request)



The photometric curves (LDT files) are available on www.palazzolilux.com

Resistance to chemical agents

WATER	SALINE SOLUTION	ACIDS		BASES		SOLVENTS			
		CONCENTRATED	DILUTED	CONCENTRATED	DILUTED	ALCOHOL	ACETONE	PERCHLORO-ETHYLENE	BENZENE
↑	↑	→	↑	↑	↑	↑	↑	↑	↑
OILS		FATS		AMMONIA	OXIDISERS	INORGANIC SALTS	GASOLINE	DETERGENTS	U.V. RAYS
MINERAL	VEGETABLE	ANIMAL	SYNTHETIC						
↑	↑	↑	↑	↑	→	↑	↑	↑	↑

Legend: ↑ high resistance → partial resistance



LED light fixtures
in **painted galvanised steel**
transparent polycarbonate
with extra wide beam optics
IP66/IP67



Device power (W)	Length (mm)	Rated flux (lm) Tj= 25 °C	Version	Photometric curves	Palazzoli code	Pack Qty
20	690	2.200	standard	9	849141	1
40 (2x20)	690	4.400		9	849142	1
40 / 20+20	1300	4.400		9	849243	1
20	690	2.200	emergency	9	849171	1
40 (2x20)	690	4.400		9	849172	1
40 / 20+20	1300	4.400		9	849273	1

Equipment included: 2 terminal blocks 2P+ $\frac{1}{2}$ for supply line entry/exit.
2 cable glands and 1 nickel-plated brass cap.
2 M8 threaded holes for fixing the accessories.

Notes: the stated values may be subject to a +/- 7% tolerance.



LED light fixtures
in **painted galvanised steel**
opal polycarbonate
with extra wide beam optics
IP66/IP67



Device power (W)	Length (mm)	Rated flux (lm) Tj= 25 °C	Version	Photometric curves	Palazzoli code	Pack Qty
20	690	2.200	standard	9	841141	1
40 (2x20)	690	4.400		9	841142	1
40 / 20+20	1300	4.400		9	841243	1
20	690	2.200	emergency	9	841171	1
40 / 20+20	1300	4.400		9	841273	1

Equipment included: 2 terminal blocks 2P+ $\frac{1}{2}$ for supply line entry/exit.
2 cable glands and 1 nickel-plated brass cap.
2 M8 threaded holes for fixing the accessories.

Notes: the stated values may be subject to a +/- 7% tolerance.



LED light fixtures
in **painted AISI 316L**
stainless steel
opal polycarbonate
with extra wide beam optics
IP66/IP67



Device power (W)	Length (mm)	Rated flux (lm) Tj= 25 °C	Version	Photometric curves	Palazzoli code	Pack Qty
20	690	2.200	standard	9	878141	1
40 (2x20)	690	4.400		9	878142	1
40 / 20+20	1300	4.400		9	878243	1

Equipment included: 2 terminal blocks 2P+ $\frac{1}{2}$ for supply line entry/exit.

2 cable glands and 1 nickel-plated brass cap.
2 M8 threaded holes for fixing the accessories.

Notes: the stated values may be subject to a +/- 7% tolerance.

EMERGENCY FLUX

Rated flux (lm) Tj= 25 °C	Rated flux in emergency (lm)
2.200	962
4.400	945

Notes: the emergency flux is achieved by reducing the rated flux of the unit.

LED LIGHT FIXTURES FOR BULKHEADS



LED light fixtures
for bulkhead mounts
in **painted AISI 316L** stainless steel
opal polycarbonate
with extra wide beam optics
IP66/IP67

Device power (W)	Length (mm)	Rated flux (lm) Tj= 25 °C	Version	Photometric curves	Palazzoli code	Pack Qty
20	690	2.200	standard	9	878741	1
40 (2x20)	690	4.400		9	878742	1

Equipment included: 2 terminal blocks 2P+ $\frac{1}{2}$ for supply line entry/exit.

Notes: the light fixture is completed with the code 820007.
The stated values may be subject to a +/- 7% tolerance.

Technical accessories:





Fluorescent light fixtures
in **painted galvanised steel**
transparent polycarbonate
IP66/IP67



Power (W)	Length (mm)	For tubes type	Version	Photometric curves	Palazzoli code	Pack Qty
2x14	690	T5	standard	32	849062	1
2x24	690			32	849562	1
2x28	1300			32	849462	1
1+1x14	690	T5	emergency	32	849011	1
1+1x24	690			32	849511	1
1+1x28	1300			32	849411	1

Equipment included: 2 terminal blocks 2P+ $\frac{1}{2}$ for supply line entry/exit.
2 cable glands and 1 nickel-plated brass cap.
Fixing kit with screws, gaskets and washers.

Features: fluorescent tubes are not included.



Fluorescent light fixtures
in **painted AISI 316L**
stainless steel
opal polycarbonate
IP66/IP67



Power (W)	Length (mm)	For tubes type	Version	Photometric curves	Palazzoli code	Pack Qty
2x14	690	T5	standard	33	879062	1
2x24	690			33	879562	1
2x28	1300			33	879462	1

Equipment included: 2 terminal blocks 2P+ $\frac{1}{2}$ for supply line entry/exit.
2 cable glands and 1 nickel-plated brass cap.
Fixing kit with screws, gaskets and washers.

Features: fluorescent tubes are not included.



Fluorescent light fixtures
in **painted galvanised steel**
opal polycarbonate
IP66/IP67



Power (W)	Length (mm)	For tubes type	Version	Photometric curves	Palazzoli code	Pack Qty
2x14	690	T5	standard	33	841062	1
2x24	690			33	841562	1
2x28	1300			33	841462	1
1+1x14	690	T5	emergency	33	841011	1
1+1x24	690			33	841511	1
1+1x28	1300			33	841411	1

Equipment included: 2 terminal blocks 2P+ $\frac{1}{2}$ for supply line entry/exit.
2 cable glands and 1 nickel-plated brass cap.
Fixing kit with screws, gaskets and washers.

Features: fluorescent tubes are not included.

FLUORESCENT LIGHT FIXTURES FOR BULKHEAD



Fluorescent light fixtures
for bulkhead installation
in **painted AISI 316L**
stainless steel
opal polycarbonate
IP66/IP67

Power (W)	Length (mm)	For tubes type	Version	Photometric curves	Palazzoli code	Pack Qty
2x14	690	T5	standard	33	881062	1
2x24	690			33	881562	1

Equipment included: 2 terminal blocks 2P+ $\frac{1}{2}$ for supply line entry/exit.

Features: fluorescent tubes are not included.

Notes: the light fixture is completed with the code 820007.



Pair of stainless steel brackets
for bulkhead fixing

Manufacturing material	Palazzoli code	Pack Qty
AISI 316L stainless steel	820007	1





SERVICES

SECTION





CEE AND TER SERIES ITEMS TO BE DISCONTINUED PAGE 368



SPARE PARTS PAGE 373



SPECIAL PRODUCT REQUEST FORM PAGE 382



CERTIFICATIONS AND STANDARDS PAGE 387





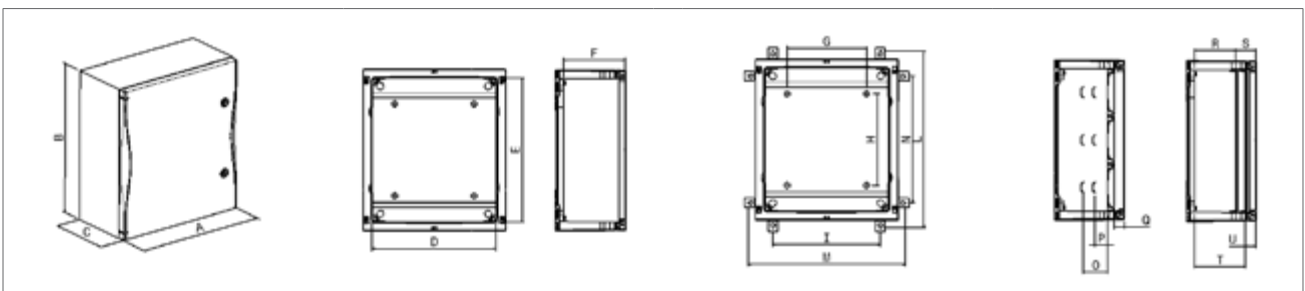
STANDARDS AND DIRECTIVES ON CONSTRUCTIONS SITES, LIGHTING AND TUNNELS
PAGE 399



ATEX DIRECTIVES AND MARKING PAGE 402



DIMENSIONS PAGE 406



SEQUENTIAL INDEX

PAGE 464

CONDITIONS OF SALE

PAGE 481



ITEMS TO BE DISCONTINUED



Straight mobile plugs
for heavy-duty applications
50-60Hz **IP44**

Rated current (A)	Rated voltage	Voltage colour	Poles	h ref.	Palazzoli code	Pack Qty
16	110V	Yellow	2P+ ⚡	4	477202	1
	230V	Blue	2P+ ⚡	6	477302	10
	400V	Red	3P+ ⚡	6	477412	10
	400V	Red	3P+N+ ⚡	6	477422	10
32	110V	Yellow	2P+ ⚡	4	477205	1
	230V	Blue	2P+ ⚡	6	477305	1
	400V	Red	3P+ ⚡	6	477415	10
	400V	Red	3P+N+ ⚡	6	477425	1



Plugs
for heavy duty
IP67

Rated current (A)	Frequency	Rated voltage	Voltage colour	Poles	h ref.	Palazzoli code	Pack Qty	
63	50-60Hz	110V	Yellow	2P+ ⚡	4	477207	1	
	50-60Hz	110V	Yellow	3P+ ⚡	4	477217	1	
	50-60Hz	110V	Yellow	3P+N+ ⚡	4	477227	1	
	50-60Hz	230V	Blue	2P+ ⚡	6	477307	1	
	50-60Hz	230V	Blue	3P+ ⚡	9	477317	1	
	50-60Hz	230V	Blue	3P+N+ ⚡	9	477327	1	
	50-60Hz	400V	Red	2P+ ⚡	9	477407	1	
	50-60Hz	400V	Red	3P+ ⚡	6	477417	1	
	50-60Hz	400V	Red	3P+N+ ⚡	6	477427	1	
	50-60Hz	500V	Black	3P+ ⚡	7	477517	1	
	50-60Hz	500V	Black	3P+N+ ⚡	7	477527	1	
	50-60Hz	690V	Black	3P+ ⚡	5	477519	1	
	50-60Hz	690V	Black	3P+N+ ⚡	5	477529	1	
	50-60Hz	>50V *	Grey	2P+ ⚡	12	477827	1	
	50-60Hz	>50V *	Grey	3P+ ⚡	12	477367	1	
	DC	>50-250V	Grey	2P+ ⚡	3	477677	1	
	60Hz	440-460V	Red	3P+ ⚡	11	477457	1	
	60Hz	440-460V	Red	3P+N+ ⚡	11	477537	1	
	125	50-60Hz	110V	Yellow	3P+ ⚡	4	477218	1
		50-60Hz	110V	Yellow	3P+N+ ⚡	4	477228	1
50-60Hz		230V	Blue	3P+ ⚡	9	477318	1	
50-60Hz		230V	Blue	3P+N+ ⚡	9	477328	1	
50-60Hz		400V	Red	3P+ ⚡	6	249538	1	
50-60Hz		400V	Red	3P+N+ ⚡	6	259538	1	
50-60Hz		500V	Black	3P+ ⚡	7	249550	1	
50-60Hz		500V	Black	3P+N+ ⚡	7	259550	1	
50-60Hz		690V	Black	3P+ ⚡	5	477520	1	
50-60Hz		690V	Black	3P+N+ ⚡	5	477530	1	
50-60Hz		>50V *	Grey	3P+ ⚡	12	477368	1	
60Hz		440-460V	Red	3P+ ⚡	11	477458	1	
60Hz	440-460V	Red	3P+N+ ⚡	11	477538	1		

* For isolation transformer



Plugs
for heavy duty
IP67

Rated current (A)	Frequency	Rated voltage	Voltage colour	Poles	h ref.	Palazzoli code	Pack Qty
16	50-60Hz	110V	Yellow	2P+ ⚡	4	477203	1
	50-60Hz	230V	Blue	2P+ ⚡	6	477303	10
	50-60Hz	400V	Red	3P+ ⚡	6	477413	10
	50-60Hz	400V	Red	3P+N+ ⚡	6	477423	10
	50-60Hz	110V	Yellow	2P+ ⚡	4	477206	1
32	50-60Hz	230V	Blue	2P+ ⚡	6	477306	1
	50-60Hz	400V	Red	3P+ ⚡	6	477416	5
	50-60Hz	400V	Red	3P+N+ ⚡	6	477426	5



90° angled plugs
for heavy-duty applications
50-60Hz **IP67**

Rated current (A)	Rated voltage	Voltage colour	Poles	h ref.	Palazzoli code	Pack Qty
16	110V	Yellow	2P+ ⚡	4	475203	1
	110V	Yellow	3P+ ⚡	4	475213	1
	110V	Yellow	3P+N+ ⚡	4	475223	1
	230V	Blue	2P+ ⚡	6	475303	1
	230V	Blue	3P+ ⚡	9	475313	1
	230V	Blue	3P+N+ ⚡	9	475323	1
	400V	Red	2P+ ⚡	9	475403	1
	400V	Red	3P+ ⚡	6	475413	1
	400V	Red	3P+N+ ⚡	6	475423	1



ITEMS TO BE DISCONTINUED



90° angled wall-mounted plugs
for heavy-duty applications
50-60Hz IP67

Rated current (A)	Rated voltage	Voltage colour	Poles	h ref.	Palazzoli code	Pack Qty
16	110V	●	2P+ ≐	4	476203	1
	110V	●	3P+ ≐	4	476213	1
	110V	●	3P+N+ ≐	4	476223	1
	230V	●	2P+ ≐	6	476303	10
	230V	●	3P+ ≐	9	476313	1
	230V	●	3P+N+ ≐	9	476323	1
	400V	●	2P+ ≐	9	476403	1
	400V	●	3P+ ≐	6	476413	1
	400V	●	3P+N+ ≐	6	476423	1
32	110V	●	2P+ ≐	4	476206	1
	110V	●	3P+ ≐	4	476216	1
	110V	●	3P+N+ ≐	4	476226	1
	230V	●	2P+ ≐	6	476306	1
	230V	●	3P+ ≐	9	476316	1
	230V	●	3P+N+ ≐	9	476326	1
	400V	●	2P+ ≐	9	476406	1
	400V	●	3P+ ≐	6	476416	1
	400V	●	3P+N+ ≐	6	476426	1
380/440V	●	3P+ ≐	3	476486	1	



90° angled wall-mounted plugs
for heavy-duty applications
50-60Hz IP67

Rated current (A)	Rated voltage	Voltage colour	Poles	h ref.	Palazzoli code	Pack Qty
63	400V	●	3P+ ≐	6	744338	1
	400V	●	3P+N+ ≐	6	754338	1
125	400V	●	3P+ ≐	6	747538	1
	400V	●	3P+N+ ≐	6	757538	1

Equipment included: M40 cable gland.

Features: box with blind walls.



Flush-mounted plugs
for heavy duty
IP67

Rated current (A)	Frequency	Rated voltage	Voltage colour	Poles	h ref.	Palazzoli code	Pack Qty
63	50-60Hz	110V	●	2P+ ≐	4	476207	1
	50-60Hz	110V	●	3P+ ≐	4	476217	1
	50-60Hz	110V	●	3P+N+ ≐	4	476227	1
	50-60Hz	230V	●	2P+ ≐	6	476307	1
	50-60Hz	230V	●	3P+ ≐	9	476317	1
	50-60Hz	230V	●	3P+N+ ≐	9	476327	1
	50-60Hz	400V	●	2P+ ≐	9	476407	1
	50-60Hz	400V	●	3P+ ≐	6	746338	1
	50-60Hz	400V	●	3P+N+ ≐	6	756338	1
	50-60Hz	500V	●	3P+ ≐	7	476517	1
	50-60Hz	500V	●	3P+N+ ≐	7	476527	1
	50-60Hz	690V	●	3P+ ≐	5	476519	1
	50-60Hz	690V	●	3P+N+ ≐	5	476529	1
	50-60Hz	>50V *	●	2P+ ≐	12	476827	1
	50-60Hz	>50V *	●	3P+ ≐	12	476837	1
	60Hz	440-460V	●	3P+ ≐	11	476457	1
	60Hz	440-460V	●	3P+N+ ≐	11	476537	1
	125	50-60Hz	110V	●	3P+ ≐	4	476218
50-60Hz		110V	●	3P+N+ ≐	4	476228	1
50-60Hz		230V	●	3P+ ≐	9	476318	1
50-60Hz		230V	●	3P+N+ ≐	9	476328	1
50-60Hz		400V	●	3P+ ≐	6	749538	1
50-60Hz		400V	●	3P+N+ ≐	6	759538	1
50-60Hz		500V	●	3P+ ≐	7	749550	1
50-60Hz		500V	●	3P+N+ ≐	7	759550	1
50-60Hz		690V	●	3P+ ≐	5	476520	1
50-60Hz		690V	●	3P+N+ ≐	5	476530	1
50-60Hz		>50V *	●	3P+ ≐	12	476838	1
60Hz		440-460V	●	3P+ ≐	11	476458	1
60Hz		440-460V	●	3P+N+ ≐	11	476538	1

* For isolation transformer.



ITEMS TO BE DISCONTINUED



Sockets
for heavy-duty applications
IP67

Rated current (A)	Frequency	Rated voltage	Voltage colour	Poles	h ref.	Palazzoli code	Pack Qty
16	50-60Hz	110V	●	2P+⊕	4	473203	1
	50-60Hz	230V	●	2P+⊕	6	473303	10
	50-60Hz	400V	●	3P+⊕	6	473413	10
	50-60Hz	400V	●	3P+N+⊕	6	473423	1
32	50-60Hz	110V	●	2P+⊕	4	473206	1
	50-60Hz	230V	●	2P+⊕	6	473306	1
	50-60Hz	400V	●	3P+⊕	6	473416	5
	50-60Hz	400V	●	3P+N+⊕	6	473426	5



Sockets
for heavy-duty applications
IP67



Rated current (A)	Frequency	Rated voltage	Voltage colour	Poles	h ref.	Palazzoli code	Pack Qty
63	50-60Hz	110V	●	2P+⊕	4	473207	1
	50-60Hz	110V	●	3P+⊕	4	473217	1
	50-60Hz	110V	●	3P+N+⊕	4	473227	1
	50-60Hz	230V	●	2P+⊕	6	473307	1
	50-60Hz	230V	●	3P+⊕	9	473317	1
	50-60Hz	230V	●	3P+N+⊕	9	473327	1
	50-60Hz	400V	●	2P+⊕	9	473407	1
	50-60Hz	400V	●	3P+⊕	6	346338	1
	50-60Hz	400V	●	3P+N+⊕	6	356338	1
	50-60Hz	500V	●	3P+⊕	7	346350	1
	50-60Hz	500V	●	3P+N+⊕	7	356350	1
	50-60Hz	690V	●	3P+⊕	5	473519	1
	50-60Hz	690V	●	3P+N+⊕	5	473529	1
	50-60Hz	>50V *	●	2P+⊕	12	473827	1
	50-60Hz	>50V *	●	3P+⊕	12	473837	1
	125	60Hz	440-460V	●	3P+⊕	11	473467
60Hz		440-460V	●	3P+N+⊕	11	473537	1
50-60Hz		110V	●	3P+⊕	4	473218	1
50-60Hz		110V	●	3P+N+⊕	4	473228	1
50-60Hz		230V	●	3P+⊕	9	473318	1
50-60Hz		230V	●	3P+N+⊕	9	473328	1
50-60Hz		400V	●	3P+⊕	6	349538	1
50-60Hz		400V	●	3P+N+⊕	6	359538	1
50-60Hz		500V	●	3P+⊕	7	349550	1
50-60Hz		500V	●	3P+N+⊕	7	359550	1
50-60Hz		690V	●	3P+⊕	5	473520	1
50-60Hz		690V	●	3P+N+⊕	5	473530	1
50-60Hz		>50V *	●	3P+⊕	12	473838	1
60Hz		440-460V	●	3P+⊕	11	473468	1
60Hz		440-460V	●	3P+N+⊕	11	473538	1

* For isolation transformer



90° angled
wall-mounted socket-outlets
for heavy-duty applications
IP44

Rated current (A)	Frequency	Rated voltage	Voltage colour	Poles	h ref.	Palazzoli code	Pack Qty
16	50-60Hz	110V	●	2P+⊕	4	471262	1
	50-60Hz	230V	●	2P+⊕	6	471362	10
	50-60Hz	400V	●	3P+⊕	6	471472	10
	50-60Hz	400V	●	3P+N+⊕	6	471482	5
32	50-60Hz	110V	●	2P+⊕	4	471266	1
	50-60Hz	230V	●	2P+⊕	6	471366	1
	50-60Hz	400V	●	3P+⊕	6	471476	1
	50-60Hz	400V	●	3P+N+⊕	6	471486	1



90° angled
wall-mounted sockets
for heavy-duty applications
50-60Hz **IP67**



Rated current (A)	Rated voltage	Voltage colour	Poles	h ref.	Palazzoli code	Pack Qty
63	400V	●	3P+⊕	6	444338	1
	400V	●	3P+N+⊕	6	454338	1
125	400V	●	3P+⊕	6	447538	1
	400V	●	3P+N+⊕	6	457538	1

Equipment included: M40 cable gland.
Features: box with blind walls.



ITEMS TO BE DISCONTINUED



Flush-mounted straight socket-outlets
for heavy-duty applications
50-60Hz IP44

Rated current (A)	Rated voltage	Voltage colour	Poles	h ref.	Palazzoli code	Pack Qty
16	110V	Yellow	2P+⊕	4	431611	1
	230V	Blue	2P+⊕	6	431622	10
	400V	Red	3P+⊕	6	441638	1
	400V	Red	3P+N+⊕	6	451638	1
32	110V	Yellow	2P+⊕	4	433211	1
	230V	Blue	2P+⊕	6	433222	1
	400V	Red	3P+⊕	6	443238	1
	400V	Red	3P+N+⊕	6	453238	1



15° angled flush-mounted fixed socket-outlets
for heavy-duty applications
IP67

Rated current (A)	Frequency	Rated voltage	Voltage colour	Poles	h ref.	Palazzoli code	Pack Qty
16	50-60Hz	110V	Yellow	2P+⊕	4	471263	1
	50-60Hz	230V	Blue	2P+⊕	6	471363	10
	50-60Hz	400V	Red	3P+⊕	6	471473	1
	50-60Hz	400V	Red	3P+N+⊕	6	471483	1
	50-60Hz	110V	Yellow	2P+⊕	4	471267	1
32	50-60Hz	230V	Blue	2P+⊕	6	471367	1
	50-60Hz	400V	Red	3P+⊕	6	471477	1
	50-60Hz	400V	Red	3P+N+⊕	6	471487	1
	50-60Hz	400V	Red	3P+N+⊕	6	471487	1



Flush-mounted sockets
for heavy-duty applications
IP67



Rated current (A)	Frequency	Rated voltage	Voltage colour	Poles	h ref.	Palazzoli code	Pack Qty	
63	50-60Hz	110V	Yellow	2P+⊕	4	436311	1	
	50-60Hz	110V	Yellow	3P+⊕	4	446311	1	
	50-60Hz	110V	Yellow	3P+N+⊕	4	456311	1	
	50-60Hz	230V	Blue	2P+⊕	6	436322	1	
	50-60Hz	230V	Blue	3P+⊕	9	446322	1	
	50-60Hz	230V	Blue	3P+N+⊕	9	456322	1	
	50-60Hz	400V	Red	2P+⊕	9	436338	1	
	50-60Hz	400V	Red	3P+⊕	6	446338	1	
	50-60Hz	400V	Red	3P+N+⊕	6	456338	1	
	50-60Hz	500V	Black	3P+⊕	7	446350	1	
	50-60Hz	500V	Black	3P+N+⊕	7	456350	1	
	50-60Hz	690V	Black	3P+⊕	5	476518	1	
	50-60Hz	690V	Black	3P+N+⊕	5	476528	1	
	50-60Hz	>50V *	Grey	2P+⊕	12	436312	1	
	50-60Hz	>50V *	Grey	3P+⊕	12	446312	1	
	60Hz	440-460V	Red	3P+⊕	11	446344	1	
	60Hz	440-460V	Red	3P+N+⊕	11	456344	1	
	125	50-60Hz	110V	Yellow	3P+⊕	4	449311	1
		50-60Hz	110V	Yellow	3P+N+⊕	4	459311	1
		50-60Hz	230V	Blue	3P+⊕	9	449322	1
50-60Hz		230V	Blue	3P+N+⊕	9	459322	1	
50-60Hz		400V	Red	3P+⊕	6	449538	1	
50-60Hz		400V	Red	3P+N+⊕	6	459538	1	
50-60Hz		500V	Black	3P+⊕	7	449550	1	
50-60Hz		500V	Black	3P+N+⊕	7	459550	1	
50-60Hz		690V	Black	3P+⊕	5	476521	1	
50-60Hz		690V	Black	3P+N+⊕	5	476531	1	
50-60Hz		>50V *	Grey	3P+⊕	12	449312	1	
60Hz		440-460V	Red	3P+⊕	11	449344	1	
60Hz		440-460V	Red	3P+N+⊕	11	459344	1	

* For isolation transformer



15° angled flush-mounted fixed socket-outlets
for heavy-duty applications
IP67



Rated current (A)	Frequency	Rated voltage	Voltage colour	Poles	h ref.	Palazzoli code	Pack Qty	
63	50-60Hz	110V	Yellow	2P+⊕	4	536311	1	
	50-60Hz	110V	Yellow	3P+⊕	4	546311	1	
	50-60Hz	110V	Yellow	3P+N+⊕	4	556311	1	
	50-60Hz	230V	Blue	2P+⊕	6	536322	1	
	50-60Hz	230V	Blue	3P+⊕	9	546322	1	
	50-60Hz	230V	Blue	3P+N+⊕	9	556322	1	
	50-60Hz	400V	Red	2P+⊕	9	536338	1	
	50-60Hz	400V	Red	3P+⊕	6	546338	1	
	50-60Hz	400V	Red	3P+N+⊕	6	556338	1	
	50-60Hz	500V	Black	3P+⊕	7	546350	1	
	50-60Hz	500V	Black	3P+N+⊕	7	556350	1	
	50-60Hz	690V	Black	3P+⊕	5	471519	1	
	50-60Hz	690V	Black	3P+N+⊕	5	471529	1	
	50-60Hz	>50V *	Grey	2P+⊕	12	536312	1	
	50-60Hz	>50V *	Grey	3P+⊕	12	546312	1	
	60Hz	440-460V	Red	3P+⊕	11	546344	1	
	60Hz	440-460V	Red	3P+N+⊕	11	556344	1	
	125	50-60Hz	110V	Yellow	3P+⊕	4	549311	1
		50-60Hz	110V	Yellow	3P+N+⊕	4	559311	1
		50-60Hz	230V	Blue	3P+⊕	9	549322	1
50-60Hz		230V	Blue	3P+N+⊕	9	559322	1	
50-60Hz		400V	Red	3P+⊕	6	549538	1	
50-60Hz		400V	Red	3P+N+⊕	6	559538	1	
50-60Hz		500V	Black	3P+⊕	7	549550	1	
50-60Hz		500V	Black	3P+N+⊕	7	559550	1	
50-60Hz		690V	Black	3P+⊕	5	471520	1	
50-60Hz		690V	Black	3P+N+⊕	5	471531	1	
50-60Hz		>50V *	Grey	3P+⊕	12	549312	1	
60Hz		440-460V	Red	3P+⊕	11	549344	1	
60Hz		440-460V	Red	3P+N+⊕	11	559344	1	

* For isolation transformer



ITEMS TO BE DISCONTINUED



Supports for flush-mounting at 90° of straight sockets and plugs IP65

Support base dimensions (mm)	Installable sockets/plugs	Manufacturing material	Palazzoli code	Pack Qty
125x185	63A	thermosetting GRP	471479	2
125x185	63A/125A	thermoplastic	501580*	1

Equipment included: stainless steel screws

*Adapting flange for 63A sockets/plugs. IP67 protection rating



Back box for wall-mounting of the support for straight socket-outlets and plugs IP67

Dimensions box (mm)	Manufacturing material	Palazzoli code	Pack Qty
125x185	thermosetting GRP	471469	1

Equipment included: cable gland M40.



Panel-mounted bottom box for the installation of straight flush-mounted sockets and inlets IP67

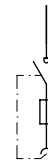
Dimensions (mm)	Installable sockets/plugs	Manufacturing material	Palazzoli code	Pack Qty
141x141x153	63A/125A	thermoplastic	575500	1

Equipment included: adapter flange for 63A plugs/socket-outlets.



Bottom box for flush-mounting IP55

Dimensions (mm)	For sockets type	Palazzoli code	Pack Qty
145x320	fuse holder base 16/32A	579211	1

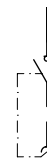


Interlocked socket-outlets with fuse holder base for distribution boards 50-60Hz IP55

Rated current (A)	Rated voltage	Voltage colour	Poles	h ref.	Palazzoli code	Pack Qty
16 fuses 10.3x38	110V	Yellow	2P+⊕	4	480124	1
	230V	Blue	2P+⊕	6	480126	1
	400V	Red	3P+⊕	6	480136	1
	400V	Red	3P+N+⊕	6	480146	1
32 fuses 10.3x38	110V	Yellow	2P+⊕	4	480224	1
	230V	Blue	2P+⊕	6	480226	1
	400V	Red	3P+⊕	6	480236	1
	400V	Red	3P+N+⊕	6	480246	1
	380/440V	Red	3P+⊕	3	480233	1

Equipment included: 6 stainless steel screws for fastening the item to the distribution board or box.

Features: padlockable handle. Fuses not included.



Interlocked socket-outlets and DIN rail for flush-mounting 50-60Hz IP55

Rated current (A)	Rated voltage	Voltage colour	Poles	h ref.	Palazzoli code	Pack Qty
16 3 modules	230V	Blue	2P+⊕	6	483126	1
	400V	Red	3P+⊕	6	483136	1
	400V	Red	3P+N+⊕	6	483146	1
32 3 modules	230V	Blue	2P+⊕	6	483226	1
	400V	Red	3P+⊕	6	483236	1
	400V	Red	3P+N+⊕	6	483246	1

Equipment included: 6 stainless steel screws for fastening the item to the distribution board or box.

Features: padlockable handle.



Socket with safety transformer (SELV) for distribution boards 50-60Hz IP55

Rated current (A)	Frequency	Rated voltage	Poles	Power (VA)	Palazzoli code	Pack Qty
16	50-60Hz	230/24V~	2P	150	480024	1

Equipment included: 6 stainless steel screws for fastening the item to the distribution board or box.



Blind front panel for PRIMA distribution boards

Description	Palazzoli code	Pack Qty
spare blind frontal part	579592	1



Cover with transparent door for PRIMA distribution boards

Description	No. of DIN modules	Palazzoli code	Pack Qty
spare blind frontal part	9	579462	1

Equipment included: stainless steel screws, DIN rail.
Uses: RCDS can be installed for protection against indirect contacts.



Spacer kit for terminal blocks of PRIMA sockets with fuses in flush-mounted boxes

Description	Palazzoli code	Pack Qty
3 spacers thickness 1 mm	579590	1



Aesthetic frame for topTER sockets

Description	Palazzoli code	Pack Qty
reduces the flange hole from 88x100 to 65x83	579846	1



Spare knobs for switched socket-outlets and control devices

For socket-outlets and control devices of the TAIS - ALUPRES - CAM series	Block position	Palazzoli code	Pack Qty
16A/25A	0/1	270922	1
16A with MCB, 32A and 63A	0/1	270932	1

Features: they can be locked in positions 0 and 1.
Equipment included: complete with front plate.



Emergency spare handles for sockets with lock switch and control devices

For socket-outlets and control devices of the TAIS - ALUPRES - CAM series	Block position	Palazzoli code	Pack Qty
16A/25A	0	270934	1
16A with MCB, 32A and 63A	0	270936	1

Features: they can be locked in positions 0.
Equipment included: complete with front plate.



Padlockable spare knobs for switched socket-outlets and control devices

For socket-outlets and control devices of the TAIS - ALUPRES - CAM series	Block position	Palazzoli code	Pack Qty
module 92 - 95	0	270902	1
module 92 - 95	1	270903	1
module 125	0	270912	1
module 125	1	270913	1

Uses: prevents the operation of unqualified persons. Very useful during maintenance operations for the block in position 0.



Padlockable emergency spare knobs for switched socket-outlets and control devices

For socket-outlets and control devices of the TAIS - ALUPRES - CAM series	Block position	Palazzoli code	Pack Qty
module 92 - 95	0	270914	1
module 125	0	270916	1

Features: thermoplastic material.



Spare socket inserts for switched socket-outlets of the TAIS and ALUPRES series 50-60Hz

Rated current (A)	Rated voltage	Voltage colour	Poles	h ref.	Palazzoli code	Pack Qty
16	230V	■	2P+⊕	6	472940	1
	400V	■	3P+⊕	6	472941	1
	400V	■	3P+N+⊕	6	472942	1
	230V	■	2P+⊕	6	472950	1
	400V	■	3P+⊕	6	472951	1
	400V	■	3P+N+⊕	6	472952	1
32 module 95	110V	■	2P+⊕	4	472964	1
	230V	■	3P+⊕	9	472965	1
	400V	■	3P+⊕	6	472966	1
32	110V	■	2P+⊕	4	472960	1
	230V	■	2P+⊕	9	472959	1
	230V	■	3P+⊕	9	472961	1
	400V	■	3P+⊕	6	472962	1
	400V	■	3P+N+⊕	6	472963	1
63	230V	■	2P+⊕	6	472970	1
	400V	■	3P+⊕	6	472971	1
	400V	■	3P+N+⊕	6	472972	1
125	400V	■	3P+⊕	6	472980	1
	400V	■	3P+N+⊕	6	472981	1

Notes: codes 472940, 472941 and 472942 are only for TAIS sockets after 2005.



Spare socket inserts for socket-outlets with transformer

Series	Power (VA)	Palazzoli code	Pack Qty
TAIS M95 - ULYSSE	150	472990	1
ALUPRES	144	472991	1
TAIS M125	144	472992	1
topTER - PRIMA	150	472993	1



Replacement transformer for 24V and 48V sockets 50-60Hz

Rated current (A)	Rated voltage	Voltage colour	Power (VA)	Palazzoli code	Pack Qty
16	230/24V~	■	150	471950	1
	230/24V~	■	144	471922	1
	400/24V~	■	144	471932	1
32	230/48V~	■	720	471908	1
	400/48V~	■	720	471909	1



Spare signalling lamp for sockets with MCB of the TAIS and ALUPRES series



Rated current (A)	Rated voltage	Palazzoli code	Pack Qty
16-32-63	110V	474951	1
	230V	474953	1
	400V	474955	1

Spare CAM switches for sockets with switch of the TAIS and ALUPRES series



Rated current (A)	Poles	Type	Palazzoli code	Pack Qty
16	2P	CAM	274834	1
	3P	CAM	274844	1
	4P	CAM	274854	1
32	2P	CAM	274837	1
	3P	CAM	274847	1
	4P	CAM	274857	1
63	2P	CAM	274808	1
	3P	CAM	274818	1
	4P	CAM	274828	1
125	3P	CAM	274938	1
	4P	CAM	274948	1

Note: for 16A and 32A sockets manufactured before 1990.

Spare switches for sockets with switch of the ULYSSE TAIS and ALUPRES series



Rated current (A)	Poles	Palazzoli code	Pack Qty
16	2P	274634	1
	3P	274644	1
	4P	274654	1
32	2P	274637	1
	3P	274647	1
	4P	274657	1

Spare screwcaps for Diazed fuse-holder bases for TAIS and ALUPRES socket-outlets



Rated current (A)	Type fuses	Palazzoli code	Pack Qty
25	E16 (NDz) reduced	347001	10
25	E16 (NDz)*	347002	1
25	E27 (DII)	347003	50
63	E33 (DIII)	347005	50

* only for the code 347082.

Junction boxes in thermosetting material with high cover IP65









Outer dimensions (mm)	Box height (mm)	Cover height (mm)	Hole type	Palazzoli code	Pack Qty
92x92	50	50		532225	8
125x92	50	50		532295	1
125x92	50	50		532285	1
185x92	50	50		532325	4
185x92	50	50		532385	1
125x125	75	50		532346	1
185x125	75	50		532667	1
250x125	75	50		532618	1
250x125	75	50		532628	1
250x125	75	50		532638	1
250x125	75	50		532648	1
185x125	75	25		532677	



SPARE PARTS



Boxes with inlet holes in thermosetting material with transparent door IP65

No. of DIN modules	Outer dimensions (mm)	Box height (mm)	Cover height (mm)	Hole type	Cover height (mm)	Palazzoli code	Pack Qty
6.5	185x125	75	50		30	532567	1
6.5	185x125	75	50		30	532577	1
9	250x125	75	50		30	532668	1
9	250x125	75	50		30	532678	1
9	250x125	75	50		30	532688	1
9	250x125	75	50		30	532698	1















Fittings with Pg threading in technopolymer for composition of socket boards IP67

Pg	Mounting hole (mm)	For cable Ø (mm)	Palazzoli code	Pack Qty
21	29	17	580242	5
29	38	24	580243	5
36	48	37	580244	1
13.5	21	15	580245	1
29/36	38 - 48	24	580203	1
13.5/36	21 - 48	15	580205	1



Junction boxes in thermosetting material with back plate IP65

Outer dimensions (mm)	Window type	Hole type	Palazzoli code	Pack Qty
185x185x115			531213	1
185x185x115			531312	1
250x185x115			531223	1
250x185x115			531233	1
250x185x115			531322	1
250x185x115			531332	1



Mounting plates in thermosetting material for composition of socket boards

Dimensions (mm)	No. of installable devices	Installable device module	Palazzoli code	Pack Qty
92x430	1	92	538701	1
185x430	2	2x92	538702	1



Spare gaskets in non-ageing elastomer for socket-outlets and boxes of the TAIS and ALUPRES series

For windows	Palazzoli code	Pack Qty
F0	540000	1
F1	540001	1
F2	540002	1
F3	540003	1
F4	540004	1
F5	540005	1
F6	540006	1



Spare socket/plug inserts with flat poles FP type

For socket/plug code	Palazzoli code	Pack Qty
422039, 421029	421909	1
427019	427909	1



Spare switch for socket-outlets with aligned poles of the ALUPRES series

For socket code	Switch type	Palazzoli code	Pack Qty
422039	3x400A	274772	1




Spare blind door for TAIS CUBE boards IP66

Size	Outer dimensions (mm)	Palazzoli code	Pack Qty
1	260x305	550701	1
2	340x430	550702	1
3	450x505	550703	1
4	450x655	550704	1
5	560x655	550705	1
6	630x810	550706	1
7	850x1060	550707	1



Spare transparent door for TAIS CUBE boards IP66

Size	Outer dimensions (mm)	Palazzoli code	Pack Qty
1	260x305	550731	1
2	340x430	550732	1
3	450x505	550733	1
4	450x655	550734	1
5	560x655	550735	1
6	630x810	550736	1
7	850x1060	550737	1



Spare standard lock kit

No. of locks	Size	Palazzoli code	Pack Qty
2	all TAIS CUBE series boards	550689	1



Domestic socket Italian standard bivalent P11/P17

Description	Pitch (mm)	Type	No. of modules	For pins (mm)	Palazzoli code	Pack Qty
2P+T 10/16A Dual	19/26	P11/P17	1	Ø 4/5	641216	1

Features: shuttered receptacles. Rear terminals equipped with cord grip plates and captive screws.



Schuko domestic socket Italian/German standard P30

Description	Pitch (mm)	Type	No. of modules	For pins (mm)	Palazzoli code	Pack Qty
2P+T 10/16A UNEI/P30 Schuko type (with lateral and central earth)	19	P30	2	Ø 4/4.8	643216	10

Features: shuttered receptacles. Rear terminals equipped with cord grip plates and captive screws.



Spare diffusers for signalling lamps of the TAIS MIGNON series

Colour	Palazzoli code	Pack Qty
red	800091	10
green	800092	10
yellow	800094	10
transparent	800093	10



Screwcaps with Gas threading IP67

Mounting hole type (mm)	Palazzoli code	Pack Qty
3/8"	580051	5
1/2"	580052	5
3/4"	580054	5

Uses: it closes unused Gas threaded holes.



Coupling fittings with Gas threading IP67

Mounting hole type (mm)	Internal hole Ø (mm)	Palazzoli code	Pack Qty
1/2"	16	590002	5
3/4"	20	590004	1

Equipment included: complete with gasket in elastomer.

Uses: they are used to couple boxes with the same passage holes.



Spare coils for sirens ALARM and NAVE

Rated voltage	For siren code	Palazzoli code	Pack Qty
24V~	900453, 900553	900459	1
110V~	900463, 900563	900469	1
230V~	900473, 900573	900479	1



Spare coils for ALARM and NAVE bells

Rated voltage	For siren code	Palazzoli code	Pack Qty
24V~	900253, 900255, 900355	900259	1
110V~	900263, 900265, 900266, 900365	900269	1
230V~	900273, 900375	900279	1



Spare glass diffusers for oval bulk-head lamps

Colour	Light fixtures max. power	Palazzoli code	Pack Qty
transparent	60W	831512	1
	75W	831612	1
	100W	831712	1



Spare glass diffusers for round bulk-head lamps

Colour	Light fixtures max. power	Palazzoli code	Pack Qty
transparent	75W	830512	1



Spare gaskets in non-ageing elastomer for oval bulkhead lamps

Light fixtures max. power	Palazzoli code	Pack Qty
60W	831540	1
75W and 5-7W	831640	1
100W and 5-7-9W	831740	1



Spare gaskets in non-ageing elastomer for round bulkhead lamps

Light fixtures max. power	Palazzoli code	Pack Qty
75W	830540	1



Spare lamp holders E27 in porcelain with bracket for oval and round bulk-head lamps

Manufacturing material	Palazzoli code	Pack Qty
porcelain	819056	10



Spare lamp holders E27 in porcelain for RINO cylindrical well glass fixtures and well glass fixture UNAV 2137 of the NAVE series lighting fixture

Manufacturing material	Palazzoli code	Pack Qty
porcelain	819055	20



Polycarbonate spare diffusers for RINO steel light fixtures

Length (mm)	Manufacturing material	Diffuser colour	Palazzoli code	Pack Qty
690	polycarbonate	transparent	820020	1
	polycarbonate	opaline	820021	1
	glass	transparent	820022	1
1300	polycarbonate	transparent	820030	1
	polycarbonate	opaline	820031	1
	glass	transparent	820032	1
1600	glass	transparent	820042	1



SPARE PARTS



Spare door kit
for assemblies

For boards type	Palazzoli code	Pack Qty
ENERGYBOX surface/zone	501531	1



UNAV 1236.1 spare support
with fixing screws for lamp
holder for UNAV 2132 NAVE
well glass fixtures

Well glass fixtures max. power	Palazzoli code	Pack Qty
75W	859188	10



Spare globe holder ring
in grey brass for well glass
fixtures with cylindrical diffuser
of the NAVE series UNAV 2134
type

Well glass fixtures max. power	Palazzoli code	Pack Qty
60W	819001	1



Spare gaskets
in non-ageing elastomer
for well glass fixtures
of the RINO and NAVE series

Well glass fixture type	Well glass fixture max. power	Palazzoli code	Pack Qty
cylindrical	60W	819040	1
	75W	819140	1
	100W	831640	1
UNAV 2133	60W	850080	1



Spare inserts
for watertight control devices
of the NAVE series
UNAV 2162 type

Device code	Palazzoli code	Pack Qty
232616, 232626, 262636	239611	5
232627, 232637	239612	5
232628	239613	5



Spare diffuser in transparent smooth glass for UNAV 2139 large light fixtures

Well glass fixtures max. power	Palazzoli code	Pack Qty
3x75W	850360	1



Spare gaskets in non-ageing elastomer for UNAV 2139 large light fixtures

Well glass fixtures max. power	Palazzoli code	Pack Qty
lighting fixture body	850380	1
globe-holder ring	850381	1



Spare lamp holders E27 for NAVE series UNAV 2132, 2133, 2134 light fixtures

Manufacturing material	Palazzoli code	Pack Qty
porcelain	859180	1



Cylindrical diffuser in smooth glass for UNAV 2132 well glass fixtures

Well glass fixtures max. power	Palazzoli code	Pack Qty
75W	819160	1



Spare handles for control devices of the CAM series

For control devices type	Palazzoli code	Pack Qty
for distribution boards, flush-mounting and cabinets 16/25A	270901	1
for distribution boards, flush-mounting and cabinets 40/63A	270911	1
for boxes, distribution boards and cabinets 100/200A, for interlocked socket-outlets 125A	270921	1



Spare levers for control devices of the CAM series for back panel-mounting

For control devices type	Palazzoli code	Pack Qty
16/25A	270941	1
40/63A	270951	1
100/800A	270961	1



What they are By special products, we mean articles from the standard Palazzoli range which are modified according to the specifications of each customer. Any of the Palazzoli products can become special articles by using the following methods.

How to request them After selecting the standard production item whose technical features are nearest to those of the desired article, please fill in the form on page 383-386, describing all the modifications to be made. Once your quotation request has been emailed to export@palazzoli.com, your request will be processed by the Palazzoli Technical Department which will perform a feasibility study. The form must be completed fully with all the required details, so that you can easily be contacted if there are any queries regarding your request.

After defining all the characteristics of the special product, Palazzoli will develop a specification with the following:

- *product code*
- *technical features*
- *dimensional drawing (if requested)*
- *electrical scheme*
- *indicative weight (if requested)*
- *list price*
- *delivery time*

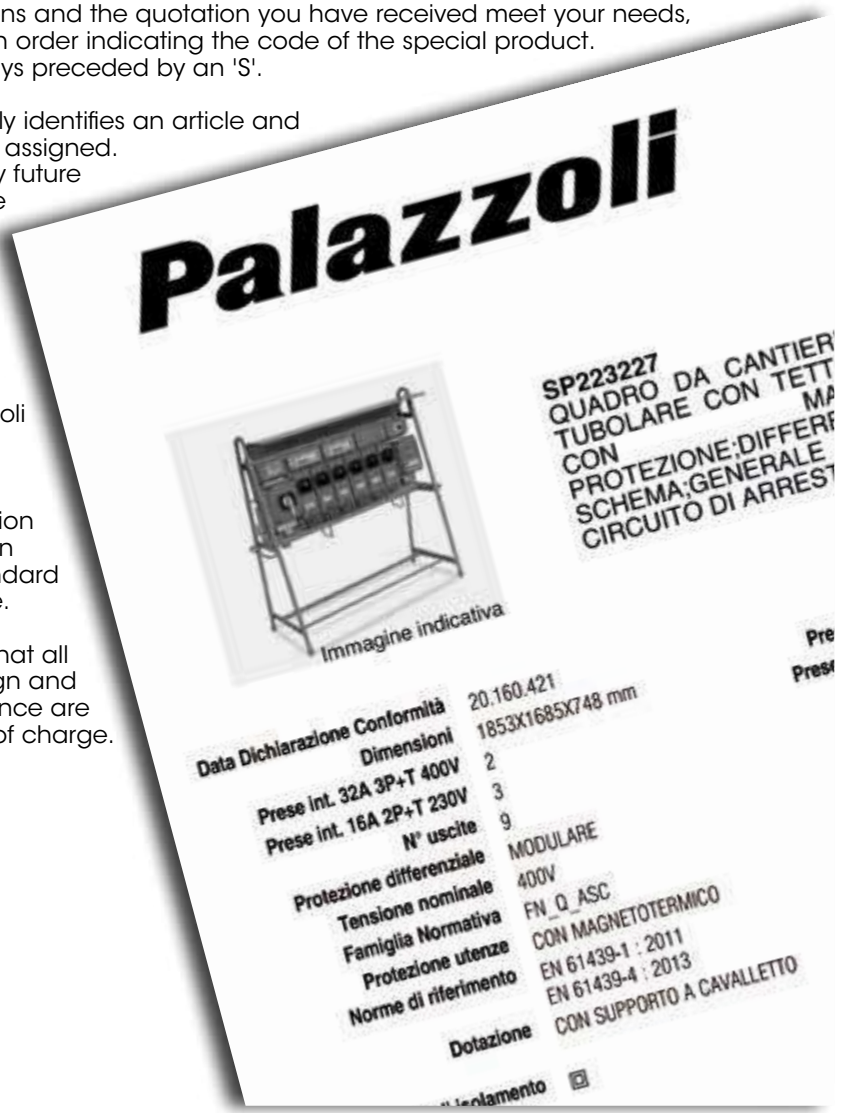
In the event that we are not able to help, we will return all the documentation and inform you of the reasons for which the construction of the requested product has not been possible.

How to order them If the specifications and the quotation you have received meet your needs, you may issue an order indicating the code of the special product. The code is always preceded by an 'S'. (e.g. SP22160).

Each code clearly identifies an article and is definitive once assigned. This simplifies any future orders, which are made by just giving this code number.

Conclusions The special product is a fundamental service for Palazzoli customers since it offers the best solution to every installation situation that has not been found in the standard catalogue range.

We remind you that all quotations, design and technical assistance are completely free of charge.





SPECIAL CAM REQUEST FORM

Form to be downloaded in electronic format at the website:
www.palazzoli.com and to be sent to: camspeciali@palazzoli.it

Form to be photocopied and sent to: export@palazzoli.com or surface mail to:
Palazzoli SpA - TECHNICAL DEPARTMENT - Via F. Palazzoli, 31 - 25128 Brescia (BS) - ITALY

Personal details

First name: _____ Surname: _____

Company Name: _____

Address: _____ no. _____

Zip code _____ City: _____ Prov. _____

Tel.: _____ Fax: _____ E-mail: _____

Location: _____

Type of device:

Description: _____

Indicate the most similar article from the CAM series (optional): _____

Quantity to be produced _____

Delivery date: _____

Electrical features:

Rated current (A) $I_n =$ _____

No. of poles: _____

Rated voltage (V) $U_n =$ _____

Operating category: _____

Auxiliary contacts:

Rated current (A) $I_n =$ _____

No. of contacts: _____

Rated voltage (V) $U_n =$ _____

Note: specify the characteristics in the enclosed layout

Execution:

from distribution board

flush-mounted

for cabinets with door lock

in enclosure:

<input type="checkbox"/> insulating in thermosetting material IP65	<input type="checkbox"/> in aluminium alloy IP55
Upper Cable Entry <input type="checkbox"/> With cable gland type Pg diameter: _____ <input type="checkbox"/> With blind flanges	Upper Cable Entry <input type="checkbox"/> With Gas type cable gland diameter: _____ <input type="checkbox"/> With blind flanges
Lower Cable Entry <input type="checkbox"/> With cable gland type Pg diameter: _____ <input type="checkbox"/> With blind flanges	Lower Cable Entry <input type="checkbox"/> With Gas type cable gland diameter: _____ <input type="checkbox"/> With blind flanges

Type of control:

Yellow/Red

Grey/Blue

Black

Locking option:

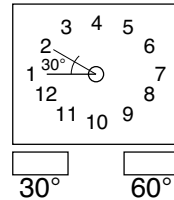
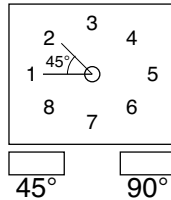
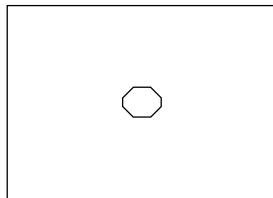
in open position

in closed position



SPECIAL PRODUCT REQUEST FORM

Functional diagram of the contacts:													
													10
													9
													8
													7
													6
													5
													4
													3
													2
													1
	1	2	3	4	5	6	7	8	9	10	11	12	



Engravings on front-plate to be completed

Key to customisable contacts:		
Example		= closed contact
		= open contact
		= _____
		= _____
		= _____
		= _____

Please be informed that your personal data will be stored in the database of the appointed Data Controller - PALAZZOLI SPA. The list of the persons in charge of processing personal data can be obtained from our head office. Your data will be used for the execution of the contract, will not be disclosed to third parties except to other companies in our group, tax consultants, legal or accounting, or credit institutions, or shipping and transportation companies, or public entities. You are entitled to acknowledge, update, rectify and cancel your personal data, and exercise all other foreseen rights, with notice in writing to our company.

I grant my consent for the processing of my personal data for marketing purposes.




STANDARDS AND MARKS OF CONFORMITY

A product manufacturer may comply with the essential safety requirements (ESR) of an EC directive through the technical prescriptions of Harmonised Standards. The European Standardisation Body who is in charge of the electrical field standard harmonisation and makes sure that the standards meet the ESR is CENELEC. This body harmonizes world technical standards issued and published by IEC by checking the compliance of the harmonised standards with the ESR and, whenever technical specifications ensure such compliance, the European Commission publishes the list of such standards on the OJ (Official Journal: Gazzetta Ufficiale). The process is as follows: CENELEC checks the compliance of an IEC standard with the ESR of the reference Directive and harmonizes such standard (for example EN 60947); CEI (Italian Electrotechnical Committee) is the national standardisation body publishing the Harmonised Standard in Italy (ex. CEI EN 60947); the European Commission publishes on the OJ the EN

Harmonised Standard inside the list of the reference standards for the applicable Directive and, from that moment onwards, the application of the published Harmonised Standard ensures the presumption of conformity with the ESR of that Directive.

The conformity with the Harmonised Standards can be certified in different ways, based on the applicability of a certain Directive to the product:

- The EU Directive queries the intervention of a Notified Body (NB).
- The EC Directive does not query the intervention of a NB and the manufacturer decides to use the harmonised standards for conformity assessment.
- The EC Directive does not query the intervention of a NB and the manufacturer decides to partially use or not to use the Harmonised standards for conformity assessment.
- The product does not fall within the scope of any EU Directive.





The characteristics of an electric system cannot disregard the environmental conditions in which it will have to work and be maintained. On the contrary, this is a regulatory provision: when developing a new project, the environmental conditions are the first issue to be considered. Failure to comply with these recommendations results in the occurrence of risks connected to negative environmental factors such as humidity, dust level, vibration, presence of water jets, etc.

The electrical risk assessor at first will have to classify the company structure into homogeneous areas as for electrical risk, such as:

- a) Standard areas;
- b) Areas subject to higher risks in case of fire;
- c) Narrow conductive areas: places delimited by metal surfaces or having good electrical connection to the ground and inside which a person has a good chance to come in contact with such surface with a wide part of his/her body other than hands and feet (ex. metal tanks, excavations, etc.);
- d) Areas with the risk of explosion; namely areas where explosive atmospheres could develop (a mixture with air, under environmental conditions, of flammable substances under the state of gases, vapours, mists or combustible dusts where, after ignition, combustion develops in the whole unburnt mixture);
- e) MV/LV transformer stations;
- f) Medical areas;
- g) Animal husbandry areas;
- h) Construction sites.






This partitioning into homogeneous areas of electric risk derives from the fields of application of the different IEC standards for the design, installation and maintenance of systems (such as CEI 64-8, series IEC EN 60079, series IEC EN 61241, series CEI 11, CEI 0-15).

Area classification does not only derive from the constructive and architectural characteristics, but also from the work activities being performed or that will be performed inside those areas. Whenever company structure or production cycle are changed, a new risk assessment will be required to identify the correct electrical classification of each single area and to assess the actual conformity of the systems with the installation environments, under art. 29 of Italian Legislative Decree 81/08.





The following table lists the most frequent harmful effects of atmospheric agents on the electrical components.











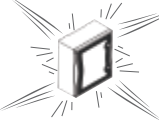
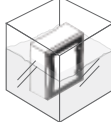
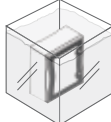
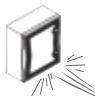
ENVIRONMENTAL AGENT	MAIN EFFECTS	FAULT TYPE
	HIGH TEMPERATURE Oxidation Fissures Softening Expansion	Insulation fault Mechanical failure Wear of moving parts
	LOW TEMPERATURE Embrittlement Solidification Loss of mechanical strength	Fissures Loss of lubricating properties Gasket sealing defects
	HUMIDITY Swelling Corrosion Increased conductivity of insulators	Physical breakage Insulation fault Mechanical failure
	DUST Abrasion and erosion Seizure Accumulation of debris Loss of heat conductivity	Wear Electrical failure Overheating
	RAIN AND HAIL Water absorption Erosion Mechanical deformation	Structure deformation Fissures Electrical failure



IP DEGREE OF PROTECTION OF ENCLOSURES

The standard IEC 60529 describes a system of IP codes for classifying the degrees of protection provided by casings against access to hazardous parts and protection of equipment against the penetration of solid foreign objects or the ingress of water.

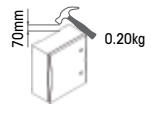
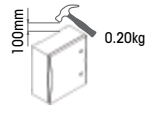
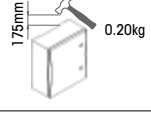
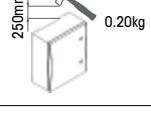
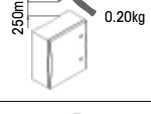
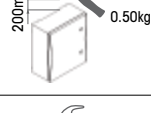
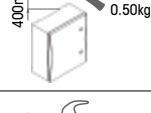
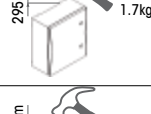
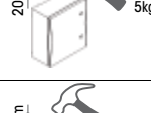



Symbol	1st digit Protection against the penetration of solid foreign bodies		2nd digit Protection against penetration of liquids	
	IP	0	No Protection.	0
1		 Protected against the penetration of solid foreign bodies larger than 50 mm (hands).	1	 Protected against the vertical fall of water drops.
2		 Protected against the penetration of solid foreign bodies larger than 12 mm (fingers).	2	 Protected against the fall of water drops at a maximum angle of 15° to the vertical.
3		 Protected against the penetration of solid foreign bodies larger than 2.5 mm (tools, cables).	3	 Protected against falling rain with a maximum angle of 60° to the vertical.
4		 Protected against the penetration of solid foreign bodies larger than 1 mm (wires).	4	 Protected against water splashes coming from all directions.
5		 Protected against harmful dust deposits affecting good operation.	5	 Protected against jets of water coming from all directions.
6		Totally protected against dust.	6	 Protected against water projections similar to sea waves.
<p style="text-align: center;">Warning</p> <p>IPX7 and IPX8 protection degrees do not include IPX5 and IPX6 protection degrees.</p> <p>The application of the double degree is envisaged:</p> <p style="text-align: center;">The twin-degree is applied:</p> <p>enclosures IP66/IP67 meet the requirements both for the exposure to strong water jets and for temporary immersion.</p> <p>While enclosures IP67 are deemed suitable for temporary immersion only</p>		7	 Protected against the effects of temporary immersion in water under specified duration and pressure conditions.	
		8	 Protected against the effects of continuous immersion inside water under defined pressure conditions.	
		9	 Protected against high temperature and high pressure jets.	



The standard IEC/EN 62262 defines a coding system, IK code, to indicate the degrees of protection provided by casings for electrical equipment against external mechanical impacts.



IK	Symbol	00	no protection.	
		01	resistant to impacts with an energy up to 0.150 J	
		02	resistant to impacts with an energy up to 0.200 J	
		03	resistant to impacts with an energy up to 0.350 J	
		04	resistant to impacts with an energy up to 0.500 J	
		05	resistant to impacts with an energy up to 0.700 J	
		06	resistant to impacts with an energy up to 1.00 J	
		07	resistant to impacts with an energy up to 2.00 J	
		08	resistant to impacts with an energy up to 5.00 J	
		09	resistant to impacts with an energy up to 10.00 J	
		10	resistant to impacts with an energy up to 20.00 J	



The Glow Wire Test assesses the resistance to abnormally high temperatures and fire, through the contact of a plastic material with a glowing wire to simulate the possible effects of an electric system overheated for a short time, and the consequent possible risk of fire.



SELF-EXTINGUISHING GRADE UL94 - IEC 60695-11-10

HB

It consists in measuring the time for which the plastic test specimen of the specified thickness and supported horizontally continues burning **after** the application of the flame of a Bunsen burner for 30 sec.

According to UL 94 HB (Horizontal Burning) the material is classified as **HB**.

When 3 mm thick test specimen burns at a max. speed of 75 mm/minute.

V-0 ,V-1 ,V-2

The test consists in measuring the time for which the plastic test specimen of the specified thickness (3 to 6 mm) and supported vertically continues burning **after** the application of the flame of a Bunsen burner for 10 sec.

According to the Vertical Burning standards:

- The tested material is classified V.0 when flaming extinguishes within 10 seconds.
- The tested material is classified V.1 when flaming extinguishes within 30 seconds with no burning drops.
- The tested material is classified V.2 when flaming extinguishes within 30 seconds with burning drops.



RESISTANCE TO CHEMICAL AGENTS AND ATMOSPHERIC CONDITIONS

The resistance of a material to the erosive and ageing action of chemicals or atmospheric agents is not a direct relationship, but depends on the conditions of installation, temperature, chemical agent concentration and on the other interactions that different substances present inside the atmosphere can have on the concerned product. Material chemical resistance tables, resulting from lab tests, represent a useful instrument, but provide indications only, as universal installation conditions cannot be established. To make reading easier, and taking what is stated above into account, we summarised the material resistance levels in 3 values: high resistance (arrow up), partial resistance (arrow to the right) and low resistance (arrow down).

Thermoplastic

WATER	SALINE SOLUTION	ACIDS		BASES		SOLVENTS			
		CONCENTRATED	DILUTED	CONCENTRATED	DILUTED	ALCOHOL	ACETONE	PERCHLORO-ETHYLENE	BENZENE
↑	→	↓	→	↑	↑	→	↑	↑	↑
OILS		FATS		AMMONIA	OXIDISERS	INORGANIC SALTS	GASOLINE	DETERGENTS	U.V. RAYS
MINERAL	VEGETABLE	ANIMAL	SYNTHETIC						
↑	↑	↑	↑	↑	↓	↑	↑	↑	↑

Thermosetting GRP

WATER	SALINE SOLUTION	ACIDS		BASES		SOLVENTS			
		CONCENTRATED	DILUTED	CONCENTRATED	DILUTED	ALCOHOL	ACETONE	PERCHLORO-ETHYLENE	BENZENE
↑	↑	→	↑	↑	↑	↑	↑	↑	↑
OILS		FATS		AMMONIA	OXIDISERS	INORGANIC SALTS	GASOLINE	DETERGENTS	U.V. RAYS
MINERAL	VEGETABLE	ANIMAL	SYNTHETIC						
↑	↑	↑	↑	↑	↑	↑	↑	↑	↑

Aluminium

WATER	SALINE SOLUTION	ACIDS		BASES		SOLVENTS			
		CONCENTRATED	DILUTED	CONCENTRATED	DILUTED	ALCOHOL	ACETONE	PERCHLORO-ETHYLENE	BENZENE
↑	↑	↓	→	→	↑	↑	↑	↑	↑
OILS		FATS		AMMONIA	OXIDISERS	INORGANIC SALTS	GASOLINE	DETERGENTS	U.V. RAYS
MINERAL	VEGETABLE	ANIMAL	SYNTHETIC						
↑	↑	↑	↑	↑	→	↑	↑	↑	↑

Brass

WATER	SALINE SOLUTION	ACIDS		BASES		SOLVENTS			
		CONCENTRATED	DILUTED	CONCENTRATED	DILUTED	ALCOHOL	ACETONE	PERCHLORO-ETHYLENE	BENZENE
↑	→	→	↑	↑	↑	↑	↑	↑	↓
OILS		FATS		AMMONIA	OXIDISERS	INORGANIC SALTS	GASOLINE	DETERGENTS	U.V. RAYS
MINERAL	VEGETABLE	ANIMAL	SYNTHETIC						
↑	↑	↑	↑	↑	→	↑	↑	↑	↑

Stainless steel

WATER	SALINE SOLUTION	ACIDS		BASES		SOLVENTS			
		CONCENTRATED	DILUTED	CONCENTRATED	DILUTED	ALCOHOL	ACETONE	PERCHLORO-ETHYLENE	BENZENE
↑	→	→	↑	↑	↑	↑	↑	↑	↑
OILS		FATS		AMMONIA	OXIDISERS	INORGANIC SALTS	GASOLINE	DETERGENTS	U.V. RAYS
MINERAL	VEGETABLE	ANIMAL	SYNTHETIC						
↑	↑	↑	↑	↑	→	↑	↑	↑	↑

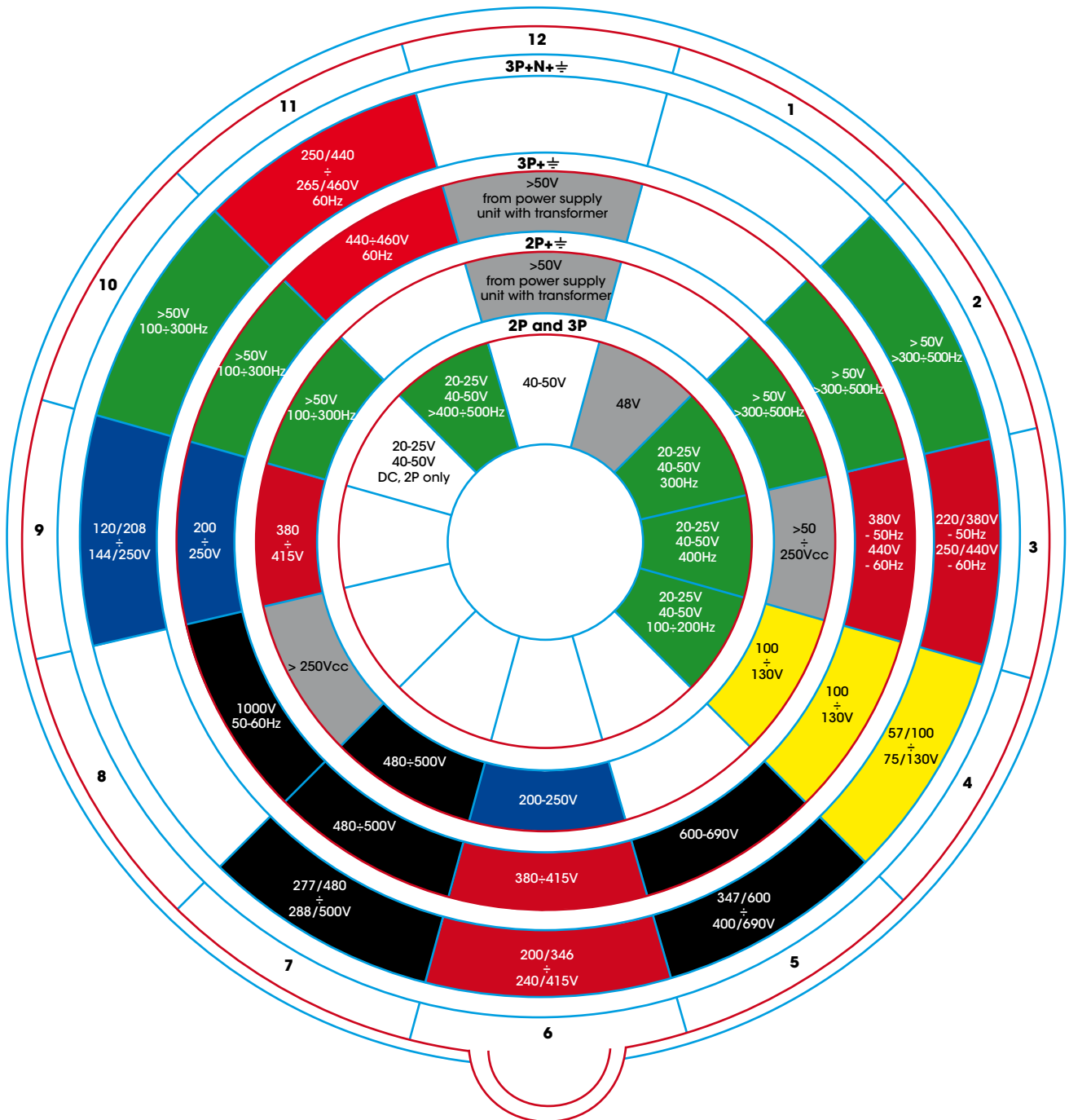
Legend: ↑ high resistance → partial resistance ↓ low resistance



THE HOUR REFERENCE ACCORDING TO EN 60309-1 AND EN 60309-2

Voltage and current combinations differ based on the position of the earth contact in one of the twelve different positions at 30° from one another around the pole circle.

The reference of the different position is given by looking at the socket-outlet open (front) side; the 6 o'clock (180°) position is pointing down. The most common positions are yellow 2P+≍, blue 2P+≍, red 3P+≍ and red 3P+N+≍.





INTERLOCKED SOCKET-OUTLETS

EN 60309-1 standard specifies that socket-outlets must have a suitable breaking capacity and must withstand, with no excessive wear, the mechanical, electrical and temperature stresses originated during standard operation.

If breaking capacity is too low (usually in higher capacity socket-outlets) or if additional safety is required under specific conditions (as envisaged by CEI 64/8), a suitable interlock device is required.



OPERATOR'S RISKS

When you plug in or unplug a plug into its socket, you run the risk of a direct electrical contact. If the fixed socket-outlet is a ground, you always run the risk of indirect electrical contact. Laboratory experiments made on 16A socket-outlets showed that when the short-circuit current exceeds 4-5kA, the arc can become very dangerous (violent expulsion of gas with explosive phenomenon). There are also risks which could be originated by the environment, such as the risk of fire, for which electrical components must not be a cause of ignition and drag.

RISK PREVENTION

To prevent the risks operator is subject to, socket-outlets must prevent both direct and indirect electrical contacts. A good method to prevent direct electrical contacts is the interlock device.

INTERLOCK DEVICES

Interlock devices must be connected to a disconnecter switch so as to prevent the plug from being unplugged from the fixed socket-outlet when the contacts are live and, at the same time, to prevent the plug from being plugged in while the disconnecter switch is in closed position. This lock can be either mechanical or electrical. In case of mechanical lock, switch and socket-outlet must be integral with each other. In case of electrical lock, an auxiliary contact will be fitted on the socket-outlet and operated by plugging in the plug. This contact will operate on switch locking coil, allowing contact closing only with plug duly plugged in. Standard EN 60309-4 provides for a short-circuit resistance of at least 10kA and utilisation category AC-22A.





The aim of switches and isolators is to enable or disable defined loads and, if necessary, to provide for the relevant protection. Based on the equipment functional mode, there can be:

-) Isolators: these are devices able to supply continuous current, but unable to establish or to interrupt it. Their main function is to ensure power supply electrical separation. To this end, the isolator must ensure, in the opening position, a suitable distance between contacts;

-) Switches: they differ from isolators as they can establish or interrupt the load current, taking also into account the temporary standard overload conditions. They can thus perform the actual opening and closing controls also with connected loads;

-) Switch-disconnectors: these are control switches that, in the opening position, meet the isolating capacities specified for an isolator switch.

The following tables summarize the meaning of the use categories.

Switching and disconnecting of power circuits

Type of current	Utilisation category		Typical applications
	frequent operation	infrequent operation	
Alternating current	AC-20A (*)	AC-20B (*)	Connecting and disconnecting under no-load conditions
	AC-21A	AC-21B	Control of resistive loads with moderate overcurrents
	AC-22A	AC-22B	Control of mixed resistive and inductive loads with moderate overcurrents
	AC-23A	AC-23B	Control of motors or other highly inductive loads
Direct current	DC-20A (*)	DC-20B (*)	Connecting and disconnecting under no-load conditions
	DC-21A	DC-21B	Control of resistive loads with moderate overcurrents
	DC-22A	DC-22B	Control of mixed, resistive and inductive, loads, with moderate overcurrents (e.g. shunt motors)
	DC-23A	DC-23B	Control of highly inductive loads (e.g. motors in series)

(*) The use of these categories is not permitted in the USA.

Start of motors

Type of current	Category	Typical applications
Alternating current	AC-2	Slip-ring motors: starting, plugging (*1), stopping
	AC-3	Squirrel-cage motors: starting, stopping
	AC-4	Squirrel-cage motors: starting, plugging (*1), inching (*2)
Direct current	DC-3	Shunt-motors: starting, plugging (*1), inching (*2), dynamic motor plugging in DC
	DC-5	Motors in series: starting, plugging (*1), inching (*2), dynamic motor plugging in DC

(*1) by plugging it is intended a stopping or a reversal of the motor direction by inverting the primary connections of the motor while it is still running.

(*2) by inching it is intended a command characterised by one or more short breaks of the power supply circuit in order to jog the motor.

Comparison between test values for AC23-A and AC-3 categories	Closing and opening power tests					Operating performance tests					
	V _{test}	V _{test}		cosφ	No. of op.	V _{test}	V _{test}		cosφ	V _{test}	
		Closes	Opens				Closes	Opens		empty	load
AC-23A	1.05 U _e	10 I _e	8 I _e	0.45/0.35	5/3	U _e	I _e	I _e	0.65	8500	1500
AC-3	1.05 U _e	8 I _e	8 I _e	0.45/0.35	50	1.05 U _e	2 I _e	2 I _e	0.45/0.35	-	6000

The use of category AC23A and AC-3 control and isolator switches covers most applications in industrial plants and systems, as they are suitable for use even after a high number of operations and under overload conditions.

The above-indicated performance data for the isolator switches of the CAM-ST, CAM-SZ and CAM series were obtained using dual breaker cells with robust pads in Ag which guarantee the best possible performance of closing/opening powers, performances in short-circuit conditions, and they also allow a high number of disconnecting instances without losing their characteristics of high electrical reliability and durability.



ISOLATOR SWITCHES

		SWITCHES - ISOLATOR SWITCHES						ISOLATORS			
HEAVY-DUTY CAM SWITCH		CAM 16	CAM 25	CAM 40	CAM 63	CAM 100	CAM 200	CAM 400	CAM 600	CAM 800	CAM 1200
Rated insulation voltage U_i	V	500	500	500	500	500	500	500	500	500	500
Rated impulse-withstand voltage U_{imp}	kV	4	4	4	4	4	4	4	4	4	4
Rated closing capacity	A	160	250	400	630	1000	1250	1250	1250	1250	1250
Rated breaking capacity	A	128	200	320	504	800	1000	1000	1000	1000	1000
Protection against short circuit											
Rated short-time (1 sec.) withstand current	A	240	380	600	950	1500	3000	3000	3000	3000	3000
Conditional short-circuit current	kA	10	10	10	10	15	10	15	15	15	15
Protective fuse max. current (gI or aM)	A	16	25	40	63	100	200	400	600	800	1200
Rated and interrupted thermal current $I_{th} = I_u$	A	16	25	40	63	100	200	400	600	800	1200
Rated use voltage U_e											
AC21A 415V	A	16	25	40	63	100	200	-	-	-	-
500V	A	16	25	40	63	100	200	-	-	-	-
AC22A 415V	A	16	25	40	63	100	200	-	-	-	-
500V	A	16	25	40	63	100	200	-	-	-	-
AC23A 230V	A	16	25	40	63	100	200	-	-	-	-
400V	A	16	25	40	63	100	200	-	-	-	-
500V	A	16	25	40	63	100	200	-	-	-	-
AC23A 230V	kW	4.5	7	11	20	32	64	-	-	-	-
400V	kW	7.5	12	19	34	55	111	-	-	-	-
500V	kW	10	14	23	44	69	139	-	-	-	-
AC3 230V	kW	4.5	7	11	18	25	48	-	-	-	-
400V	kW	7.5	12	19	31	44	83	-	-	-	-
500V	kW	10	14	23	40	55	90	-	-	-	-
AC4 230V	kW	3.5	5	8	13	14	14	-	-	-	-
400V	kW	6	8	3	21	27	27	-	-	-	-
500V	kW	7.5	10	16	24	28	28	-	-	-	-
DC-23A 240V	A	16	25	40	63	-	-	-	-	-	-

CAM-ST SWITCH		CAM-ST 12	CAM-ST 16	CAM-ST 20	CAM-ST 25	CAM-ST 32	CAM-ST 40	CAM-ST 63
Rated insulation voltage U_i	V	690	690	690	690	690	690	690
Rated impulse-withstand voltage U_{imp}	kV	4	4	4	4	4	4	4
Rated closing capacity	A	120	160	200	250	320	400	630
Rated breaking capacity	A	96	128	160	200	256	320	504
Protection against short circuit								
Rated short-time (1 sec.) withstand current I_{cw}	A	480	480	480	480	480	600	950
Conditional short-circuit current	kA	10	10	10	10	10	10	15
Protective fuse max. current (gI or aM)	A	12	16	20	25	32	40	63
Rated and interrupted thermal current $I_{th} = I_u$	A	12	16	20	25	32	40	63
Rated use voltage U_e								
AC21A 400V	A	12	16	20	25	32	40	63
500V	A	12	16	20	25	32	40	63
690V	A	12	16	20	25	32	40	63
AC22A 400V	A	15	18	23	28	38	45	63
500V	A	12	16	20	25	32	40	63
690V	A	12	16	20	25	32	40	63
AC23A 230V	A	10	14	18	20	38	45	36
3F 400V	A	10	14	18	20	32	40	36
600V	A	6	10	12	16	32	40	36
AC23A 230V	kW	3.5	4.5	5.5	6.5	6.5	8	12
3F 400V	kW	5.5	8	10	11	10.5	13	22
600V	kW	4.5	7.5	9	11	19	24	32
AC3 230V	kW	2.5	4	5.5	6	6.5	8	12
3F 400V	kW	4.5	6.5	8	10	10.5	13	22
600V	kW	5	8	10	13	19	24	32
AC4 400V	kW	1.2	1.7	2.2	2.5	3	5.5	7.5



ISOLATOR SWITCHES

CAM-SZ SWITCH		CAM-SZ 16	CAM-SZ 25	CAM-SZ 32	CAM-SZ 40	CAM-SZ 63	CAM-SZ 100
Rated insulation voltage U_i		V	500	500	500	690	690
Rated impulse-withstand voltage U_{imp}		kV	4	4	4	4	4
Rated closing capacity		A	160	250	320	880	2200
Rated breaking capacity		A	125	200	256	690	1750
Protection against short circuit							
Rated short-time (1 sec.) withstand current I_{cw}		A	240	375	480	4800	7500
Conditional short-circuit current		kA	10	10	10	10	10
Protective fuse max. current (gl or aM)		A	16	25	32	40	63
Rated and interrupted thermal current $I_{th} = I_u$		A	16	25	32	40	63
Rated use voltage U_e							
230V		A	16	25	32	50	80
AC20A	400V	A	16	25	32	40	63
	500V	A	16	25	32	40	63
	230V	A	16	25	32	50	80
AC21A	400V	A	16	25	32	40	63
	500V	A	16	25	32	40	63
	230V	A	16	25	32	50	80
AC22A	400V	A	16	25	32	40	63
	500V	A	16	25	32	40	63
	230V	A	16	25	32	50	80
AC23A 3F	400V	A	16	25	32	40	63
	500V	A	16	25	32	40	63
	690V	A	16	25	32	40	63
	230V	A	16	25	32	50	80
AC23A 3F	400V	kW	4	6.5	8.5	10	12
	500V	kW	7.5	11.5	15	16	21
	690V	kW	8.5	13	17	18	28
	230V	kW	12	16	19	20	32
AC3 3F	400V	kW	4	6.5	8.5	9	10
	500V	kW	7.5	11.5	15	16	17
	690V	kW	8.5	13	17	18	22
	230V	kW	12	14	18	20	25
AC4	400V	kW	3	4.5	6	-	-
	500V	kW	5	7.5	10	-	-
	690V	kW	6.5	10	13	-	-
	230V	kW	9	13	17	-	-

USE WITH DIRECT CURRENT							
DC21A	Rated use voltage U_e	A	16	25	32	40	63
	Max. voltage per pole in series	V	60	60	60	60	60
DC22A	Rated use voltage U_e	A	16	25	32	32	40
	Max. voltage per pole in series	V	48	48	48	60	60
DC23A	Rated use voltage U_e	A	16	25	32	32	37
	Max. voltage per pole in series	V	30	30	30	30	30
Mechanical duration		No. of op.	10 ⁶	10 ⁶	10 ⁶	10 ⁶	10 ⁶
Frequency of operations at rated current		Op./h	120	120	120	120	120
Cross-section of solid conductors		mm ²	1-6	1-6	1-6	10-35	10-35
Cross-section of flexible conductors		mm ²	1-10	1-10	1-10	10-35	10-35
Tightening torque		Nm	2	2	2	3	3



The electric system of a construction site must meet the CEI 64-8/7 Standard (Electrical utility systems at a nominal voltage of no more than 1000 V in alternating current and 1500 V in direct current. Part 7: Particular environments and applications), which integrate the general requirements of CEI 64-8 Standard. Section 704 of this standard specifically covers "Construction and demolition sites".

A useful help to all plant installers for the execution of electrical installations in construction sites is provided by the Guide CEI 64-17, ed. 2010-2, "Guide to the execution of electrical installations on construction sites", which provides interesting information and suggestions for installation procedures.

The guide also includes recommendations for circuits powered with plug-type sockets for the power supply of construction site electrical equipment that can be used by untrained personnel. In addition, the execution of the electrical system at construction sites is subject to Ministerial Decree 37/2008 and to Chapter IV of Legislative Decree 81/08 (ex Legislative Decree 494/96). Consequently, the electrical installer who builds the system, must issue the declaration of conformity as provided for in art. 7 of Ministerial Decree 37/08. The site's electrical system is excluded from the requirement that the project be signed by a professional technician registered in the register of building engineers. However, the installer is still obliged to issue a declaration of conformity (art. 10, paragraph 1, of Ministerial Decree 37/08).

We remind you art. 117 of Legislative Decree 81/2008 and art. 73 of Legislative Decree 106/2009 on safety distance from power lines.

Distribution boards for the distribution of electrical energy in construction sites must be constructed in compliance with the requirements of European Standard EN 61439-4 "Low-voltage (LV) switchgear and controlgear assemblies, Part 4: Particular requirements for assemblies for construction sites (ACS)".

The standard defines low-voltage switchgear and controlgear subject to type tests for construction sites (ACS), in the following way: "Combination of one or several transforming or low voltage switching devices with associated control, measuring, signalling, protective and regulating equipment complete with all their internal electrical and mechanical connections and structural parts, designed and built for use on all construction sites, indoors and outdoors."

ACS Boards for construction sites are classified based on their function (IEC EN 61439-4 Standard):





Light fixtures perform three main functions:

- they control the light source and direct it in the desired directions;
- they avoid glare by shielding the lamp completely in the direction of observation and reducing its luminance to a tolerable value;
- they protect the lamps against mechanical or chemical damage, ensure functional electrical safety and safety against accidental contact (electric shock).

The optical performance of a light fixture is determined by the ratio of the luminous flux exiting the fixture to the flux emitted by the light source alone. The control components used to direct the light source and shield it, are they active parts of the light fixtures. They are:

- reflectors, which allow two overlapping beams of light to be projected outside the fixture, one coming directly from the light source, the other reflected by a surface - known as reflector - with a circular, parabolic, elliptic, hyperbolic section, etc.;
- refractors, which are used when the reflector alone is not sufficient to control the flux at the emission surface. They exploit a phenomenon which goes by the name of "total internal reflection" and generally consist of smooth cups or panels on one side and other elements fitted with conical or pyramidal prisms on the other side;
- diffusers, through which the apparent size of the source can be increased so as to reduce the luminance of the lamp. They are made of opal glass or suitably treated plastics;
- shields, which may be internal or external to the light fixture;
- lenses, which enable to focus, diffuse or shape the luminous impression and consequently modify the photometric solid coming out of the unit.

The following materials are generally used for the reflective surfaces of light fixtures:

- silvered glass; treated aluminium;
- enamelled or painted sheet steel.

The design of the lighting system aims to determine the number, types and positions of light fixtures to be installed in a given environment, taking into account the characteristics of the space, any specific user requirements and aspects such as economy, hygiene, functionality and elegance. Lighting engineering calculation, which will be dealt with in detail in the final chapter, is now increasingly carried out by computer. However, this section highlights the basic requirements that are analysed to implement the lighting system project with the traditional method.





OVERVIEW OF REFERENCE STANDARDS

Directive 2004/54/EC establishes the minimum safety levels for tunnels on the TEN (Trans-European) road network longer than 500 m. This Directive has been implemented by the Italian Law with Legislative Decree dated October 5, 2006, published in the Italian Official Gazette n. 235. In Italy the TEN network basically coincides with the motorway network, in addition to certain sections managed directly by ANAS, more precisely Sections E45, A3 SA-RC, GRA, SS20, SS33, A29, SS106 and SS76.


In terms of safety, the Directive defines the minimum plant facility and infrastructural requirements that all currently active and future TEN tunnels must comply with, according to traffic and geometrical parameters. All currently active Italian tunnels must achieve conformity with such requirements by the year 2019. All aspects which are not covered by the TEN directives are regulated by Ministerial Decree dated June 5, 2001, "Functional and geometric road building standards". This decree imposes strict documental and safety measure obligations on all road owners and management bodies. Important references for Design Engineers are provided in Legislative Decree 264/2006: "Implementation of European Directive 2004/54/EC on the safety of tunnels in the Trans-European Road Network". The primary objective is to achieve a level of safety that prevents all situations which are hazardous to human beings, the environment and tunnel plant facilities.

ANAS GUIDELINES

The ANAS Engineering & Planning Division has published its Road Tunnel Safety Planning and Design Guidelines taking into consideration all applicable national and international standards. ANAS projects meet all modern road tunnel safety standard requirements. In particular, it implements all provisions foreseen by Legislative Decree 264/2006 which, as mentioned, is applicable to the TEN network only. Not only has ANAS extended such regulations to all the tunnels it owns, but it has also increased the so-called minimum requirements; this results in a lower acceptable risk level and therefore a higher safety level.

ANAS and PALAZZOLI

Palazzoli has been working with ANAS for over 10 years in adopting all preventive measures to achieve a level of safety that prevents all situations which are hazardous to human beings, can jeopardise the environment and tunnel plant facilities. More specifically, Palazzoli is the core element of the ANAS specifications for lighting and ventilation systems.





The structure of IEC/EN 60079 standards is such that the series is divided into parts.

Part 0 sets out the general requirements for all equipment. From part 1 onwards the requirements are set out for each specific protection method.

In order to conform to safety requirements, equipment used in hazardous and partially explosive environments should be produced in a specific way to protect people on site. Therefore it should not be able to trigger explosive atmospheres during its normal functioning, in conditions of first fault and/or in conditions of rare fault according to the explosion-proof level (EPL).





GASES - VAPOURS - MISTS

GROUPING BASED ON MAXIMUM SURFACE TEMPERATURE		
Equipment temperature class	Gas ignition temperature	Maximum allowed surface temperature
T1	> 450 °C	440 °C
T2	> 300 °C	290 °C
T3	> 200 °C	195 °C
T4	> 135 °C	130 °C
T5	> 100 °C	95 °C
T6	> 85 °C	80 °C

EQUIPMENT PROTECTION METHOD		
Equipment Protection Level (Epl)	Equipment does not ignite during operation	Zone
Ga	Normal 1st rare fault	0
Gb	Normal 1st fault	1
Gc	Normal	2

ORDERING BASED ON THE ATMOSPHERE IN WHICH IT IS TO BE INSTALLED	
EQUIPMENT GROUPS	
I	Intended for use in mines with possible presence of firedamp.
II	Intended for use in surfaces with possible presence of Gases. The Group is further subdivided into:
II A	Propane, Methane, Benzene, etc.
II B	Ethylene
II C	Hydrogen, Acetylene

SYMBOL	PROTECTION METHOD	EPL	ZONE
ia	Intrinsic safety	Ga	0
ma	Encapsulation		

SYMBOL	PROTECTION METHOD	EPL	ZONE
d	Devices protected by explosion-proof enclosures	Gb	1
p, px, pz	Devices protected by pressurisation		
q	Powder filling		
o	oil immersion		
e	Increased safety		
ib	Intrinsic safety		
mb	Encapsulation		

SYMBOL	PROTECTION METHOD	EPL	ZONE
pz	Devices protected by pressurisation	Gc	2
ic	Intrinsic safety		
nA	Non-sparking equipment		
nC	Sparking equipment under normal operation		
nR	Restricted breathing enclosures		
mc	Encapsulation		

DUSTS

GROUPING BASED ON MAXIMUM SURFACE TEMPERATURE	
MAXIMUM TEMPERATURE	
Maximum surface temperature determined without a dust layer	Example T 95 °C
Maximum surface temperature determined for a given thickness of the dust layer, T ¹ in mm, that surrounds all sides of the construction	Example T ₅₀₀ 150 °C
Equipment intended for explosive atmosphere due to dusts are not classified in relation to temperature.	

EQUIPMENT PROTECTION LEVEL		
Equipment Protection Level (Epl)	Equipment does not ignite during operation	Zone
Da	Normal, 1st fault, rare fault	20
Db	Normal, 1st fault	21
Dc	Normal	22

ORDERING BASED ON THE ATMOSPHERE IN WHICH IT IS TO BE INSTALLED	
EQUIPMENT GROUPS	
III	Intended for use in places with explosive atmospheres due to the presence of combustible dust other than mines with possible presence of firedamp. The Group is further subdivided into:
IIIA	Combustible particles (fibres)
IIIB	Non-conductive dust
IIIC	Conductive dust

SYMBOL	PROTECTION METHOD	EPL	ZONE
ia	Intrinsic safety	Da	20
ma	Encapsulation		
ta	Protection by enclosure		

SYMBOL	PROTECTION METHOD	EPL	ZONE
ib	Intrinsic safety	Db	21
mb	Encapsulation		
tb	Protection by enclosure		
pD	'pD' type of protection		

SYMBOL	PROTECTION METHOD	EPL	ZONE
ic	Intrinsic safety	Dc	22
mc	Encapsulation		
tc	Protection by enclosure		
pD	'pD' type of protection		



MARKING

CE marking is mandatory and must be affixed to any equipment, assembly or protection system (excluding components) before it is placed on the market or put into service. The manufacturer affixes the CE marking on the product that complies with the directive, in accordance with the following indications:

CE mark + identification number of the Notified Body responsible for supervision +  + Group + Category

For example: CE₀₀₅₁  II 2GD

As regards Category 3, as no intervention of a notified body is envisaged and therefore no CE type testing is required, nor production supervision, the marking will be as follows:

CE mark +  + Group + Category

For example: CE  II 3G

The purpose of marking is to inform those that purchase, install, use, maintain, check, etc., that the device has been constructed in compliance with the essential safety requirements, to the level established by the category.

In order to install equipment (whether electrical or not) in a potentially explosive area, it is necessary and sufficient that it is marked as above.

This means that electrical and non-electrical products which do not comply with the harmonised standards (e.g. Ex constructions) may be installed while still compliant with the law and with explosion protection principles.

In this case the equipment will be marked as shown in the examples above.

If, on the other hand, equipment (e.g. electrical equipment) is installed that is compliant with the directive as a consequence of the conformity with harmonised standards, i.e. Ex electrical equipment that are consequently presumed to comply with the Essential Safety Requirements, the ATEX marking requirements must be affixed in accordance with the following indications:


CE mark + identification number of the Notified Body responsible for supervision +  + Group + Category + Ex mark

Example 1: CE₀₀₅₁  II 2G Ex de IIC T5 Gb

Example 2: CE₀₀₅₁  II 2D Ex tb IIIC T 100°C Db IP66

Example 3: CE  II 3G Ex nR IIC T6 Gc

A complete marking of an Ex electrical equipment, in conformity with directive 94/9/EC, must show the following:

ABCD SpA, Via Moro 2, Milan (manufacturer's name and address)
MRT – 1234 – 2004 (type, serial or batch number, year)
CE0722 (CE mark, number of the Notified Body responsible for manufacturing supervision)
 II 2G (group, category)
Ex d IIB T4 Gb (protection method, gas group, EPL temperature class)
CESI 02 ATEX 0999 (CE type test certificate number)
Characteristic parameters (supply voltage, frequency, etc.)



Palazzoli's ATEX products are designed and manufactured to avoid the risk of ignition.

Each coded item is recognised and certified in accordance with the **2014/34/EU Directive** as a guarantee of its suitability to be installed in potentially explosive environments.

Each enclosure of the an ATEX product is subjected to the following tests in accordance with **EN 60079-0**:



- 1) **THERMAL TEST**
to determine the maximum service temperature of the product.



- 2) **THERMAL ENDURANCE TEST**
in a climatic chamber at the maximum service temperature measured in the previous test at 90% humidity for a period of 4 weeks, and at the minimum temperature of -25°C to -30°C for one day.



- 3) **IMPACT TEST**
tested at +10°C to 15°C and -5°C to -10°C compared to the maximum service temperature.



- 4) **IPXX PROTECTION RATING TESTS**
(dust and water).

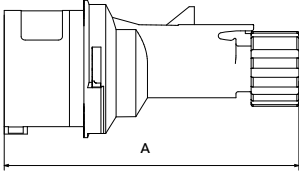


- 5) **TESTS ON SPECIFIC PROTECTION TYPES**
(pressure test, restricted breathing test, dielectric tests...)



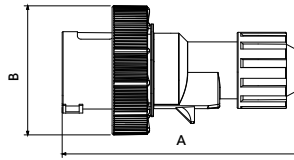
MULTIMAX series

IP44 plugs



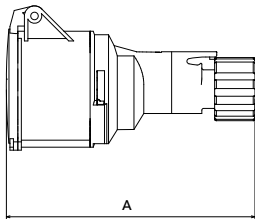
Rated current (A)	No. of poles	A (mm)
16	2P+⊕	127
	3P+⊕	134
	3P+N+⊕	142
32	2P+⊕	154
	3P+⊕	154
	3P+N+⊕	173

IP67 plugs



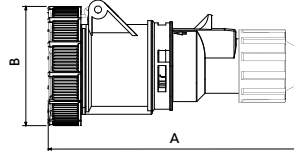
Rated current (A)	No. of poles	A (mm)	B (mm)
16	2P+⊕	135	69.5
	3P+⊕	140	77.5
	3P+N+⊕	150	85.5
32	2P+⊕	165	92
	3P+⊕	165	92
	3P+N+⊕	170	98.5
63	2P+⊕	250	111
	3P+⊕	250	111
	3P+N+⊕	250	111

IP44 mobile socket-outlets



Rated current (A)	No. of poles	A (mm)
16	2P+⊕	134
	3P+⊕	143
	3P+N+⊕	151
32	2P+⊕	163
	3P+⊕	163
	3P+N+⊕	182

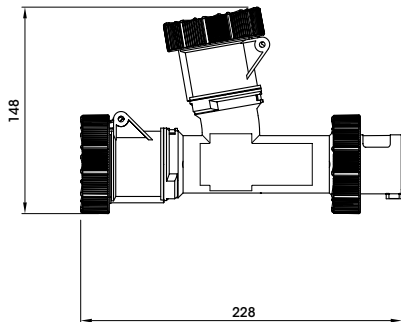
IP67 mobile socket-outlets



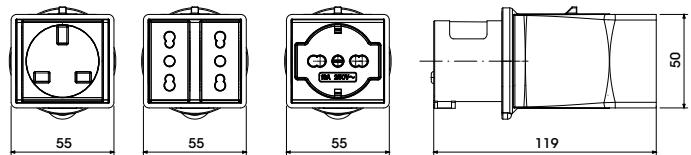
Rated current (A)	No. of poles	A (mm)	B (mm)
16	2P+⊕	145	69.5
	3P+⊕	150	77.5
	3P+N+⊕	165	85.5
32	2P+⊕	180	92
	3P+⊕	180	92
	3P+N+⊕	185	98.5
63	2P+⊕	270	111
	3P+⊕	270	111
	3P+N+⊕	270	111

MULTIPLAY series

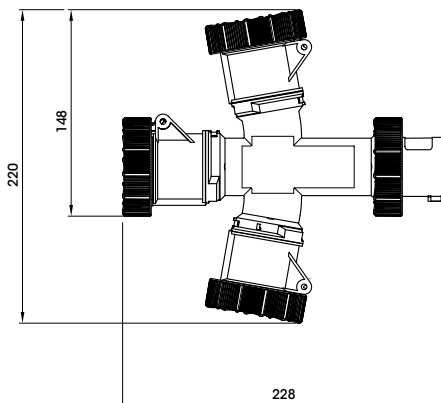
Multipliers with 2 outlets



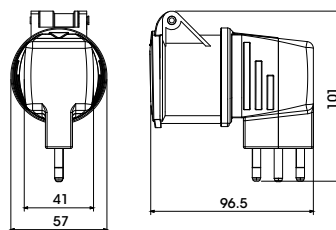
Adaptor with industrial plug



Multipliers with 3 outlets

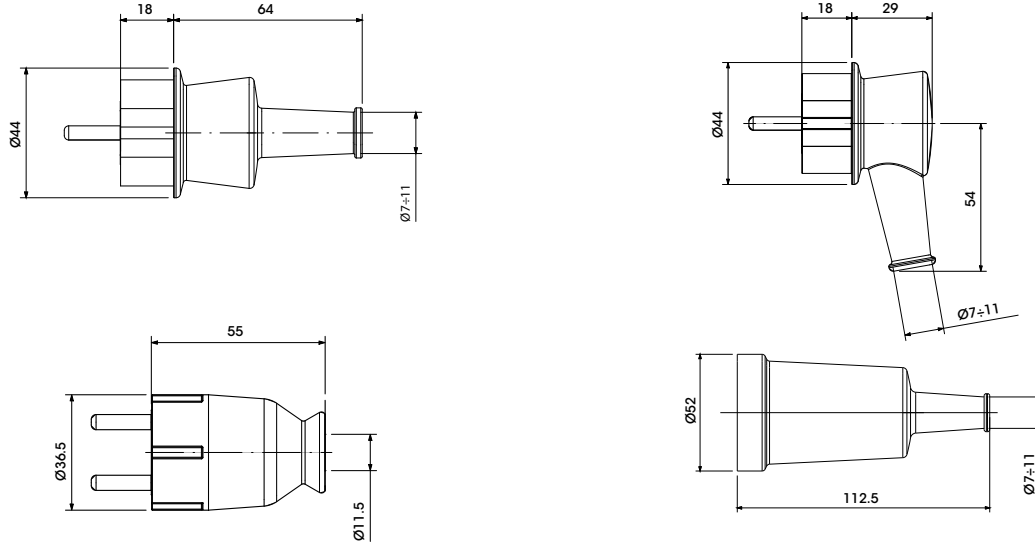


Adaptor with domestic plug



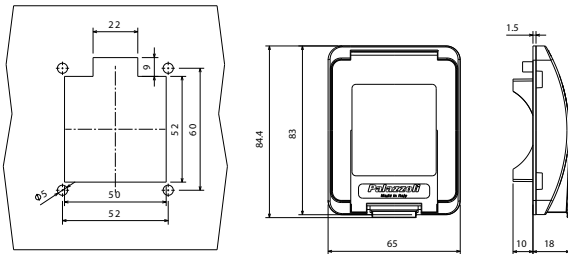


SPIN series

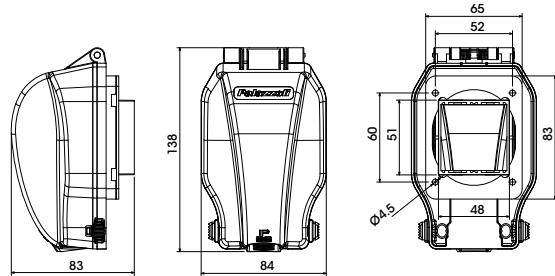


topTER series

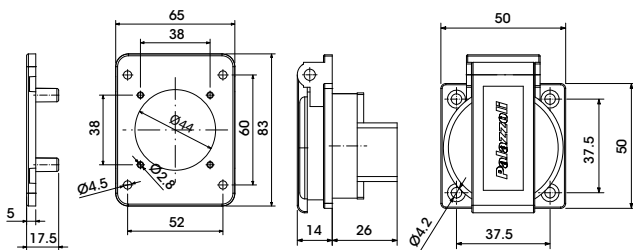
IP66 cap



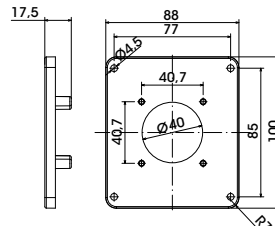
IP66 cap



Flange and international domestic sockets



Flange for extra low voltage sockets



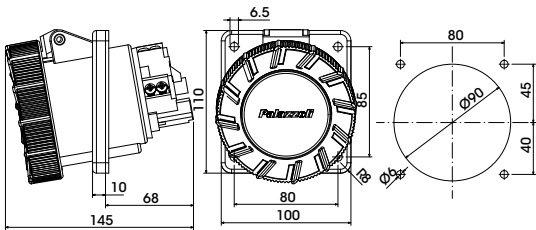


topTER series

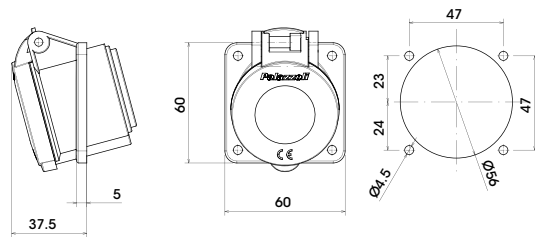
16A/32A sockets

Rated current (A)	No. of poles	A (mm)	B (mm)	C (mm)	D (mm)	F (mm)	G (mm)	H (mm)	Template
16	2P+ \pm	5	45	65	52	83	60	72	A
	3P+ \pm	5	46	65	52	83	60	80	A
	3P+N+ \pm	7	47	88	77	100	85	88	B
32	2P+ \pm	7	54	88	77	100	85	93	B
	3P+ \pm	7	54	88	77	100	85	93	B
	3P+N+ \pm	7	55	88	77	100	85	100	B

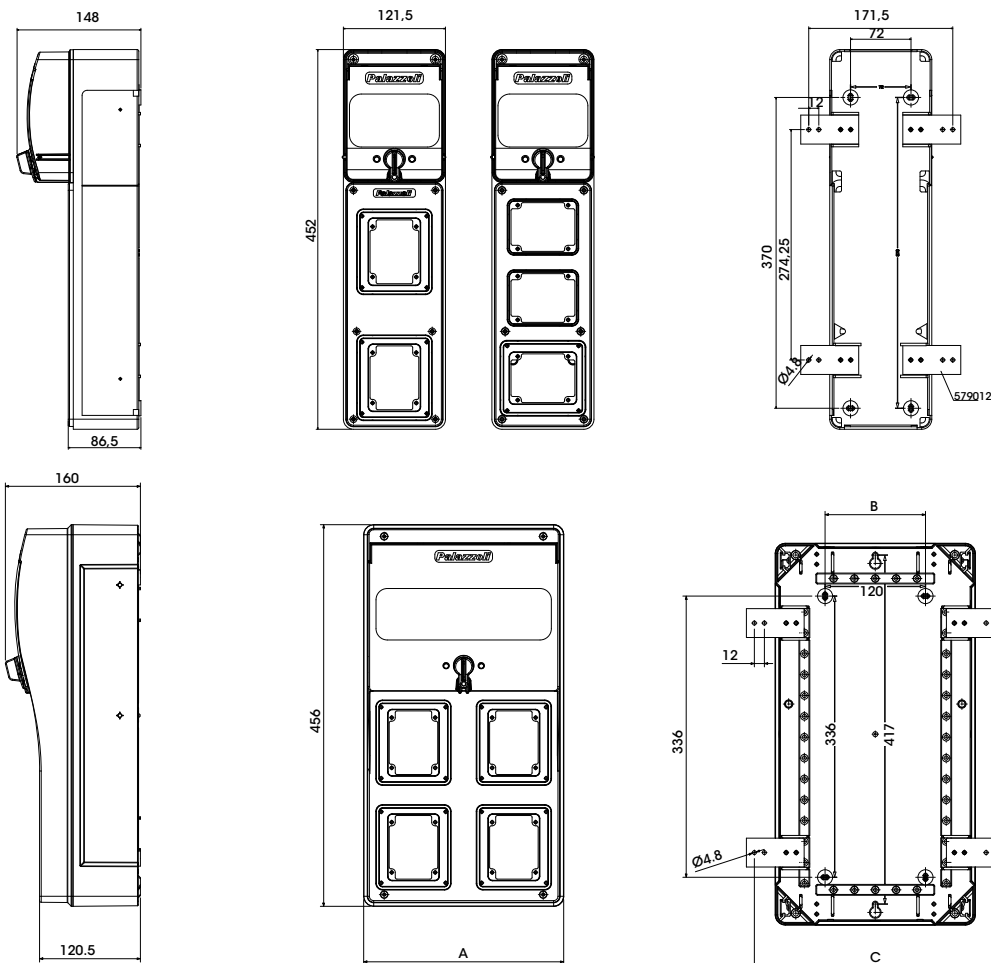
63A fixed socket-outlets



Compact panel-mounted sockets



Boards

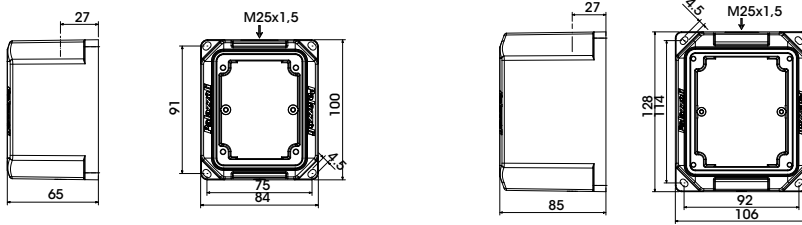


Code	A (mm)	B (mm)	C (mm)
579824	239	120	289
579826	350	230	400
579828	461	340	511
579863	239	120	289
579865	350	230	400

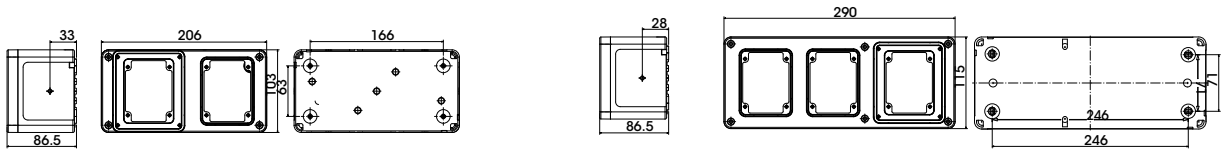


topTER series

Individual back boxes code 579750 and code 579751

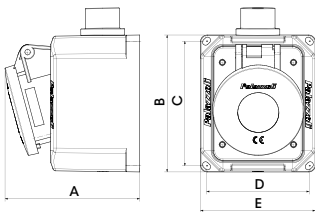


Multiple back boxes

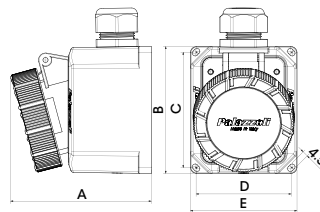


topTER series for wall-mounting

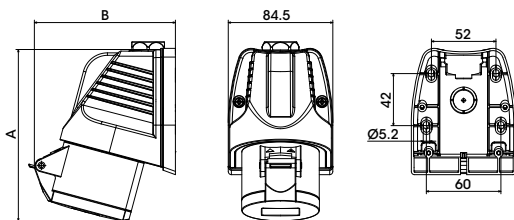
15° angled IP44 sockets



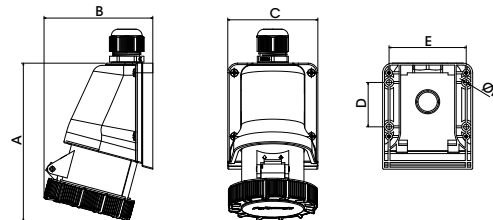
15° angled IP66/IP67 sockets



90° angled IP44 sockets



90° angled IP67 sockets



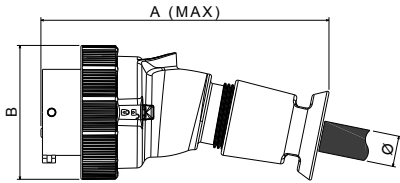
Rated current (A)	No. of poles	A (mm)	B (mm)
16	2P+≋	136	112
	3P+≋	137	112
	3P+N+≋	138	114
32	2P+≋	150	115
	3P+≋	150	115
	3P+N+≋	152	115

Rated current (A)	No. of poles	A (mm)	B (mm)	C (mm)	D (mm)	E (mm)	F (mm)
16	2P+≋	150	107	93.5	46	62	5.5
	3P+≋	150	110	93.5	46	70	5.5
	3P+N+≋	151	114	93.5	46	77	5.5
32	2P+≋	162	116	93.5	46	85	5.5
	3P+≋	162	116	93.5	46	85	5.5
	3P+N+≋	163	119	99	46	90	5.5
63	2P+≋	230	171	118	158	100	6
	3P+≋	230	171	118	158	100	6
	3P+N+≋	230	171	118	158	100	6



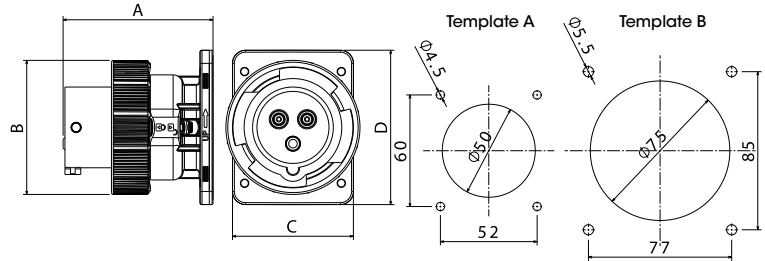
X-CEE series

Plugs



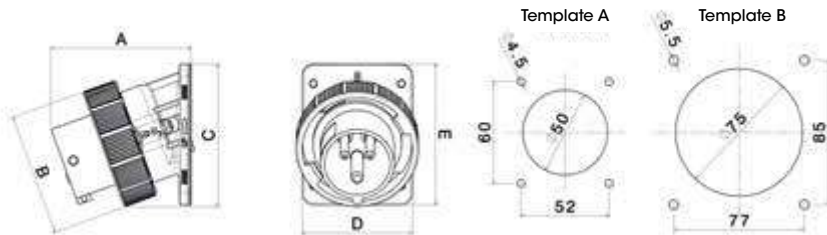
Rated current (A)	No. of poles	A (mm)	B (mm)	Ø (mm)
16	2P+⊕	167	72	6.3-18
	3P+⊕	173.5	80	
	3P+N+⊕	186.5	87	9-23
32	2P+⊕	194	93	9-23
	3P+⊕	207	100	13-27
	3P+N+⊕			

Straight panel-mounted inlets



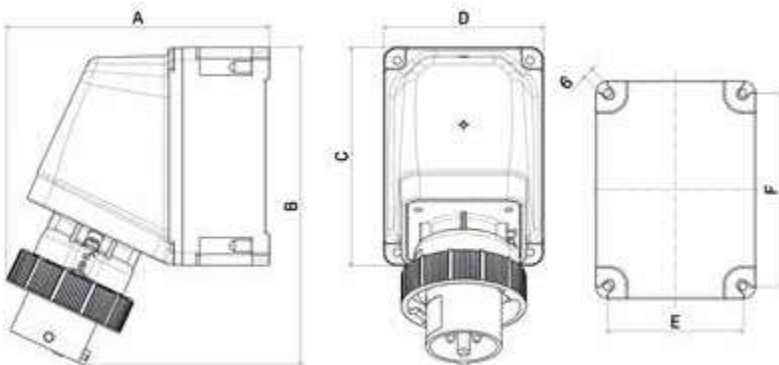
Rated current (A)	No. of poles	A (mm)	B (mm)	C (mm)	D (mm)	Template
16	2P+⊕	81	72	65	83	A
	3P+⊕	82	80			
	3P+N+⊕	84	87			
32	2P+⊕	91	93	100	108	B
	3P+⊕	93.5	100			
	3P+N+⊕					

20° angled panel-mounted inlets



Rated current (A)	No. of poles	A (mm)	B (mm)	C (mm)	D (mm)	E (mm)	Template
16	2P+⊕	83	72	84	65	83	A
	3P+⊕	84	80	88			
	3P+N+⊕	89	87	92			
32	2P+⊕	95	93	96	100	108	B
	3P+⊕	100	100	115			
	3P+N+⊕						

65° angled wall-mounted inlets

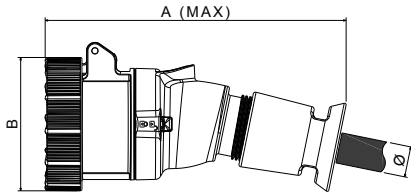


Rated current (A)	No. of poles	A (mm)	B (mm)	C (mm)	D (mm)	E (mm)	F (mm)
16	2P+⊕	152	183	125	92	78	111
	3P+⊕	156	185				
	3P+N+⊕	160	189				
32	2P+⊕	163	195	185	125	111	171
	3P+⊕	207	239				
	3P+N+⊕						



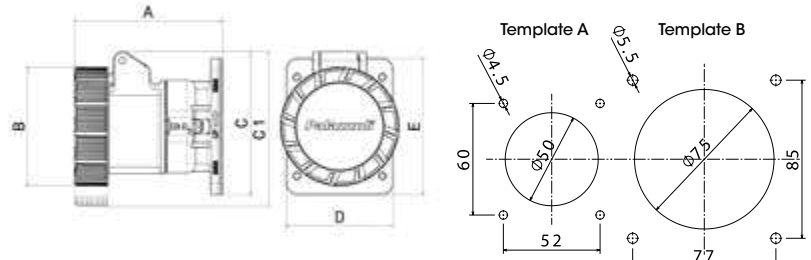
X-CEE series

Couplers



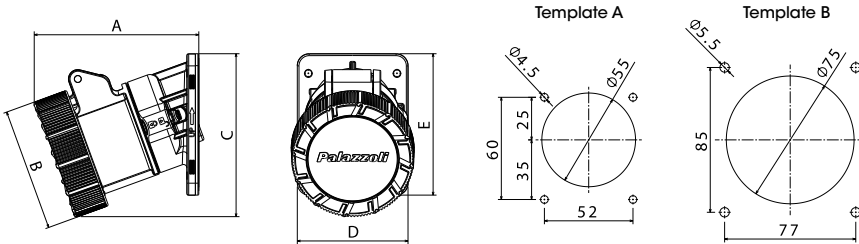
Rated current (A)	No. of poles	A (mm)	B (mm)	∅ (mm)
16	2P+≋	176	72	6.3-18
	3P+≋	183	80	
	3P+N+≋	197	87	
32	2P+≋	207	93	9-23
	3P+≋	221	100	
	3P+N+≋	221	100	

Straight panel-mounted sockets



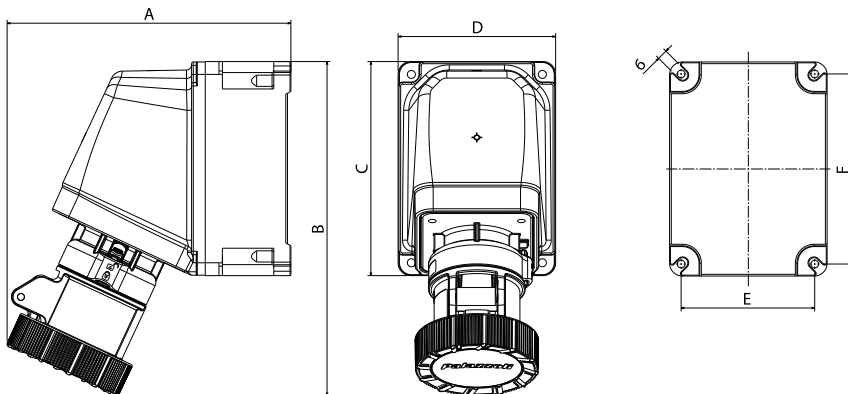
Rated current (A)	No. of poles	A (mm)	B (mm)	C (mm)	D (mm)	Tem-plate
16	2P+≋	81	72	65	83	A
	3P+≋	82	80			
	3P+N+≋	84	87			
32	2P+≋	91	93	100	108	B
	3P+≋	93.5	100			
	3P+N+≋	93.5	100			

20° angled panel-mounted sockets



Rated current (A)	No. of poles	A (mm)	B (mm)	C (mm)	D (mm)	E (mm)	Tem-plate
16	2P+≋	97	72	96	65	83	A
	3P+≋	99	80	100			
	3P+N+≋	103	87	104			
32	2P+≋	113	93	110	100	108	B
	3P+≋	118	100	130			
	3P+N+≋	118	100	130			

65° angled wall-mounted sockets

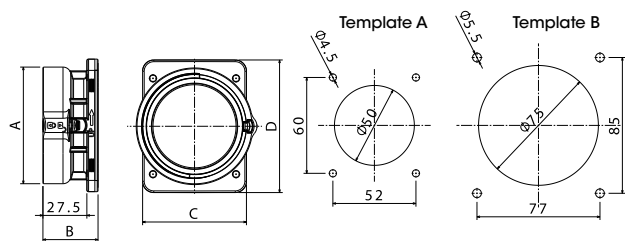


Rated current (A)	No. of poles	A (mm)	B (mm)	C (mm)	D (mm)	E (mm)	F (mm)
16	2P+≋	166	196	125	92	78	111
	3P+≋	170	198				
	3P+N+≋	173	200				
32	2P+≋	180	210	185	125	111	171
	3P+≋	225	257				
	3P+N+≋	225	257				



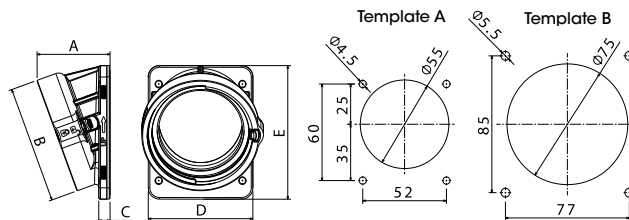
X-CEE series

Straight panel-mounted flanges



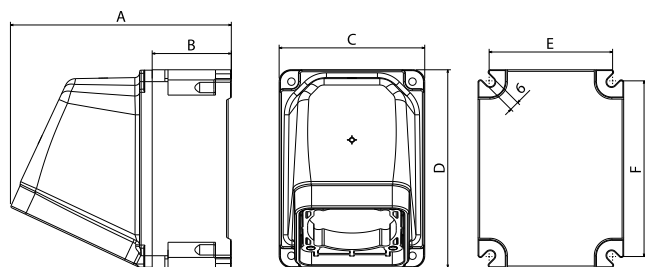
Rated current (A)	No. of poles	A (mm)	B (mm)	C (mm)	D (mm)	Tem-plate
16	2P+≐	56.5	34.5	65	83	A
	3P+≐	64				
	3P+N+≐	64				
32	2P+≐	73	100	100	108	B
	3P+≐	80				
	3P+N+≐	80				

20° angled panel-mounted flanges



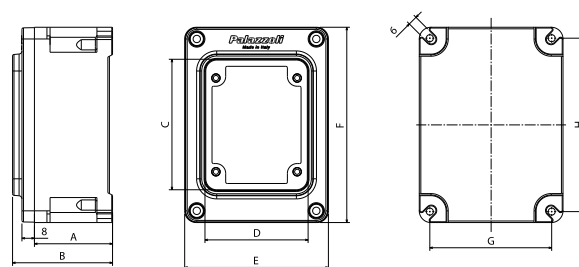
Rated current (A)	No. of poles	A (mm)	B (mm)	C (mm)	D (mm)	E (mm)	Tem-plate
16	2P+≐	42	56.5	7	65	83	A
	3P+≐	44	64				
	3P+N+≐	44	64				
32	2P+≐	45	73	9	100	108	B
	3P+≐	48.5	80				
	3P+N+≐	48.5	80				

65° angled wall-mounted boxes



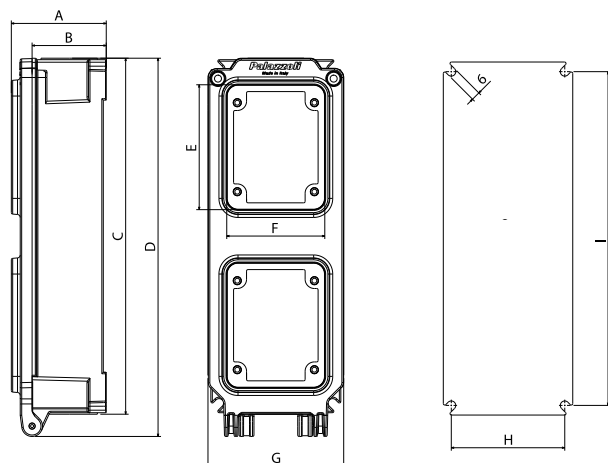
	A (mm)	B (mm)	C (mm)	D (mm)	E (mm)	F (mm)
532101	140	50	92	125	78	111
532102	190	75	125	185	111	171

Wall-mounted single gang boxes



	A (mm)	B (mm)	C (mm)	D (mm)	E (mm)	F (mm)	G (mm)	H (mm)
532101	50	64	83	65	92	125	78	111
532102	75	91	108	100	125	185	111	171

Wall-mounted double gang boxes

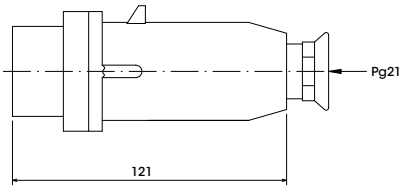


	A (mm)	B (mm)	C (mm)	D (mm)	E (mm)	F (mm)	G (mm)	H (mm)	I (mm)
532201	64	50	240	255	83	65	92	78	225
532202	91	75	335	352	108	100	125	109	319

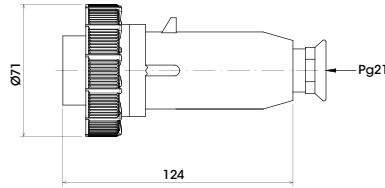


CEE series for extra low voltage

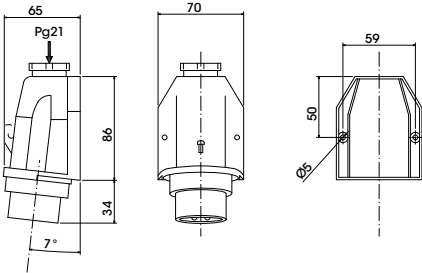
Straight mobile plugs IP44



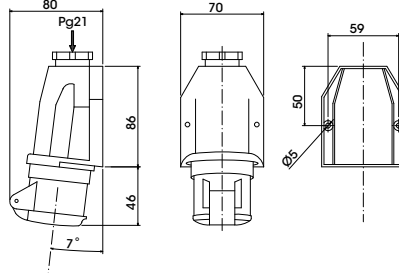
Straight mobile plugs IP67



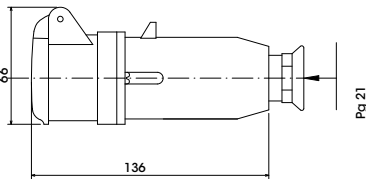
90° angled wall-mounted fixed plugs



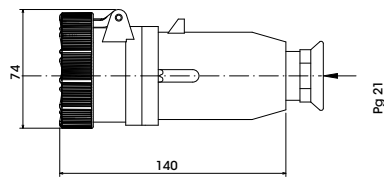
90° angled wall-mounted fixed socket-outlets



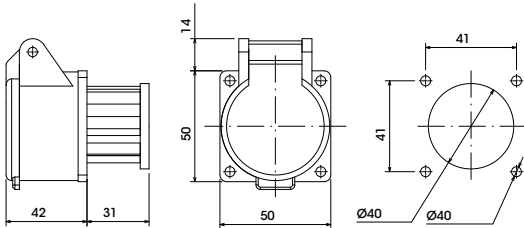
Straight mobile socket-outlets IP44



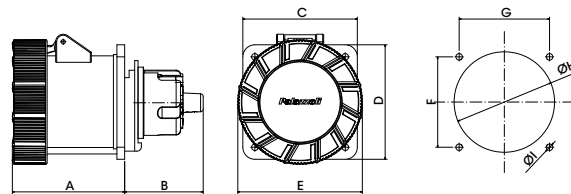
Straight mobile socket-outlets IP67



Flush-mounted sockets IP44

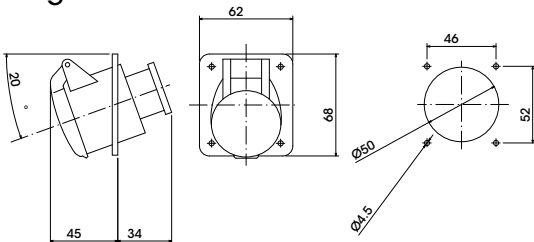


Flush-mounted sockets IP67

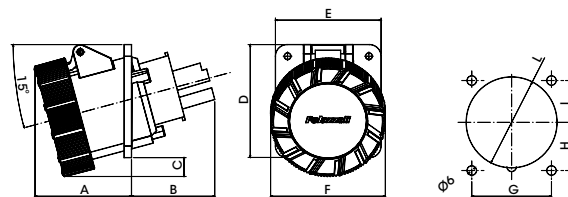


Rated current (A)	A (mm)	B (mm)	C (mm)	D (mm)	E (mm)	F (mm)	G (mm)	H (mm)	I (mm)
16	44	28	50	50	73	41	41	40	4.5
32	44	28	50	50	73	41	41	40	4.5
63	96	64	100	108	110	85	77	85	6.5
125	113	78	114	114	126	90	90	98	6.5

Angled flush-mounted sockets IP44



Angled flush-mounted sockets IP67

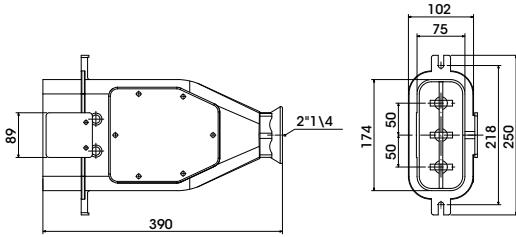


Rated current (A)	A (mm)	B (mm)	C (mm)	D (mm)	E (mm)	F (mm)	G (mm)	H (mm)	I (mm)	L (mm)
63	80	80	10	108	100	109	77	46	39	86
125	101	82	20	114	114	128	90	47	43	96

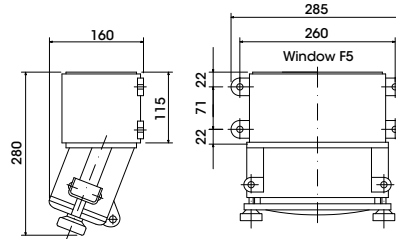


ALUPRES series

Mobile plugs

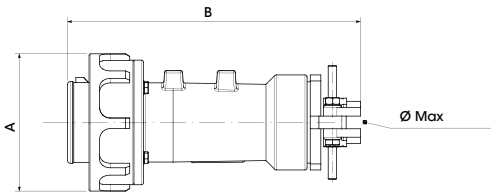


Fixed socket-outlets

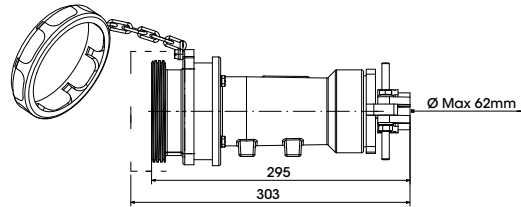


ALUMAX series

Mobile plugs

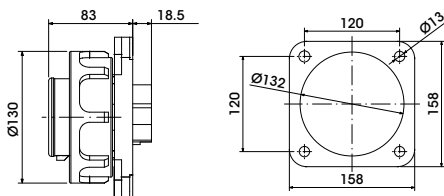


Mobile socket-outlets

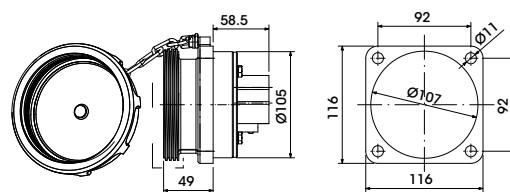


Rated current (A)	A (mm)	B (mm)	ØMax
250A	130	287.5	62
320/400A	155	378	80

Fixed plugs



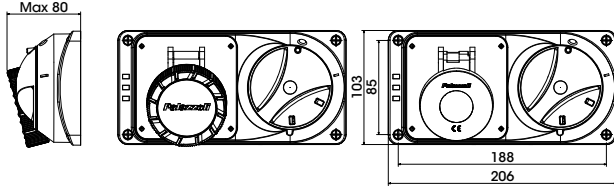
Fixed socket-outlets



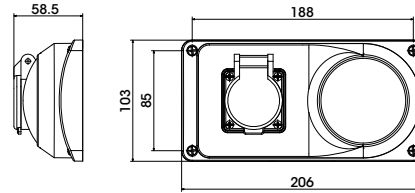


PRIMA series

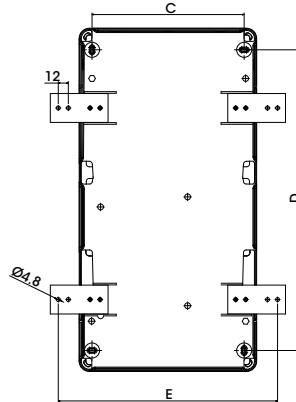
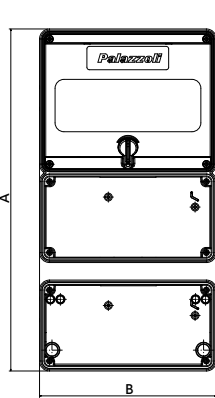
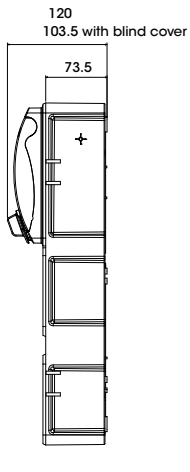
Socket-outlets with switch



Socket-outlets with transformer



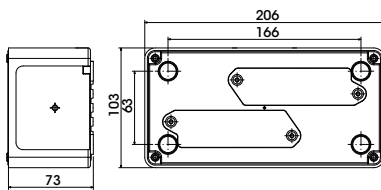
Boards



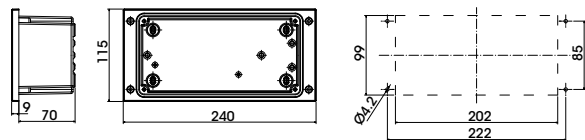
Code	A (mm)	B (mm)	C (mm)	D (mm)	E (mm)
579602	280	424	393	230	474
579620	410	212	182	360	262
579621	410	212	182	360	262
579640	410	424	393	360	474
579641	410	424	393	360	474
579642	410	424	393	360	474

Back boxes and flanges

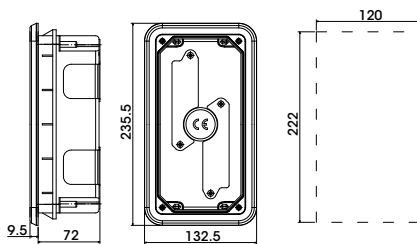
code 579500



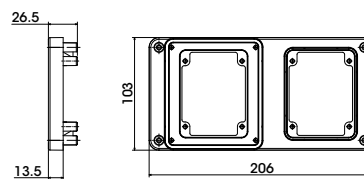
code 575501



code 579510



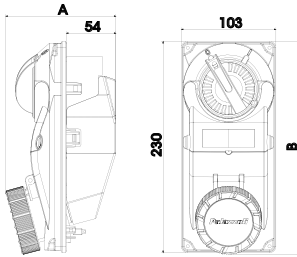
code 579718





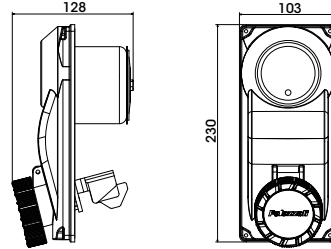
topTER series

Socket-outlets with switch

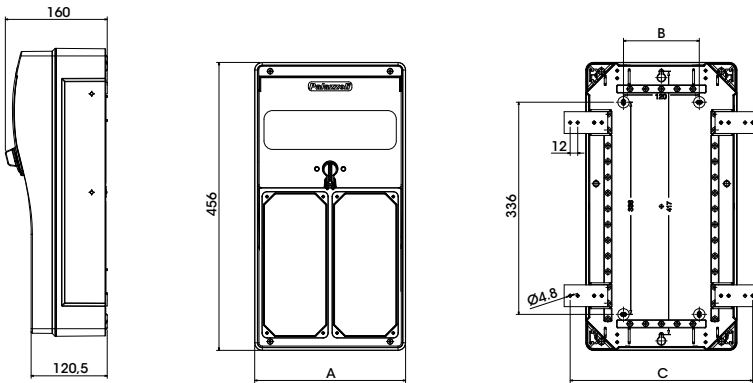


Rated current (A)	No. of poles	A (mm)	B (mm)
16	2P+⊕	120	232
	3P+⊕	123	233
	3P+N+⊕	127	234
32	2P+⊕	135	237
	3P+⊕	135	237
	3P+N+⊕	140	238

24V sockets with transformer

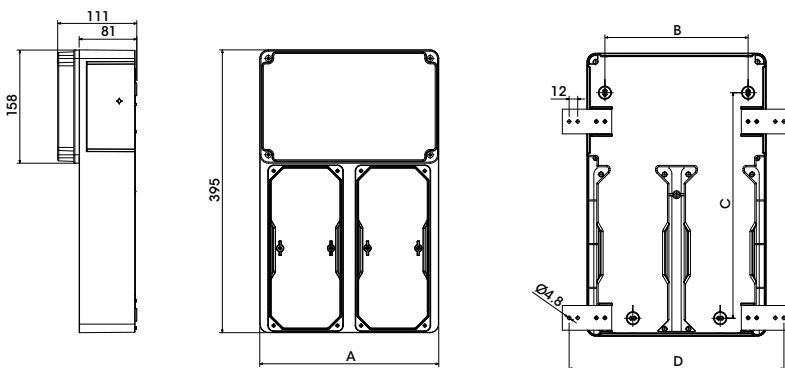


Boards with transparent window



Code	A (mm)	B (mm)	C (mm)
579742	239	120	289
579743	350	230	400
579744	461	340	511

Boards with blind cover



Code	A (mm)	B (mm)	C (mm)	D (mm)
579721	122	72	275	172
579722	250	200	315	300
579723	380	330	315	430

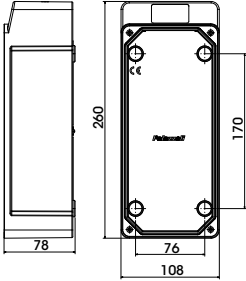


INTERLOCKED SOCKET-OUTLETS

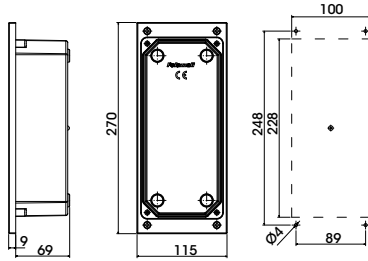
topTER series

Boxes and flanges

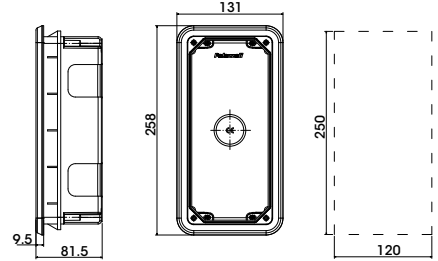
code 579710



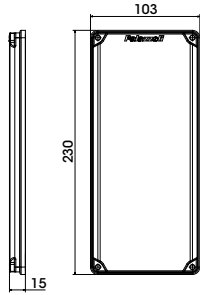
code 579711



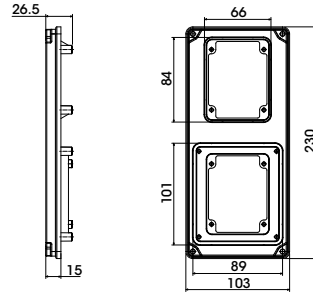
code 579712



code 579713



code 579714

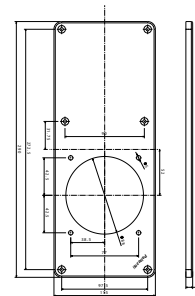
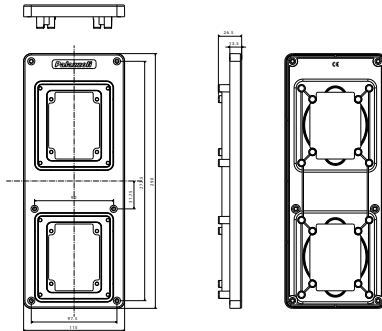
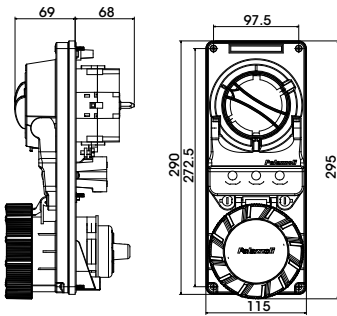


topTER 63A series

Interlocked socket-outlets

code 579719

code 579910

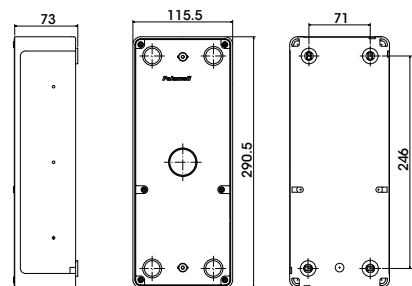
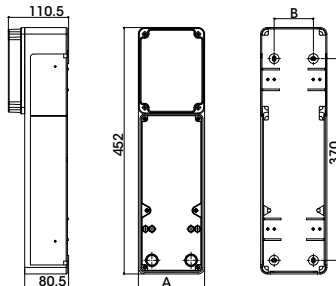
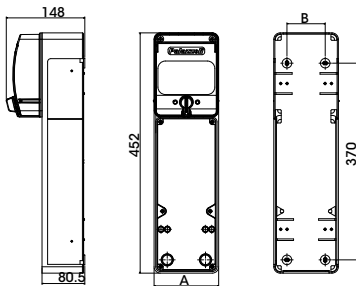


Boards and boxes

code 579631

code 579421

code 579400



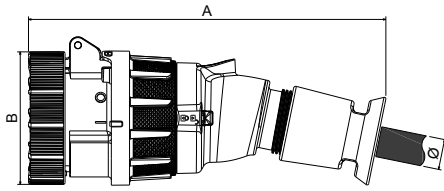
Code	A (mm)	B (mm)
579631	121.5	72
579622	250	200
579623	378.5	328.5

Code	A (mm)	B (mm)
579421	121.5	72
579422	250	200
579423	378.5	328.5



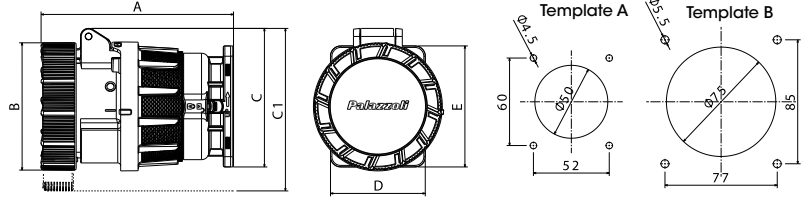
X-CEE series

Rotoswitched couplers



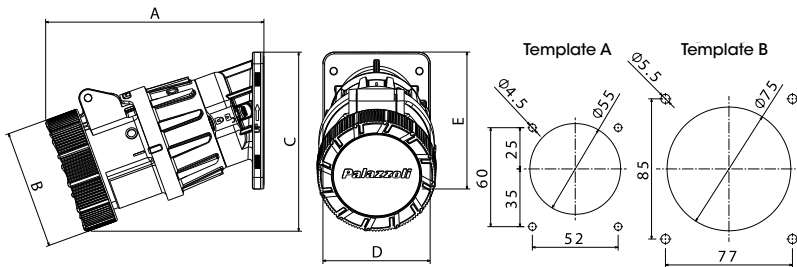
Rated current (A)	No. of poles	A (mm)	B (mm)	∅ (mm)
16	2P+⊕	214	72	6.3-18
	3P+⊕	222	80	
	3P+N+⊕	235	87	9-23
32	2P+⊕	250	93	9-23
	3P+⊕			
	3P+N+⊕	264	100	13-27

Straight panel-mounted rotoswitched sockets



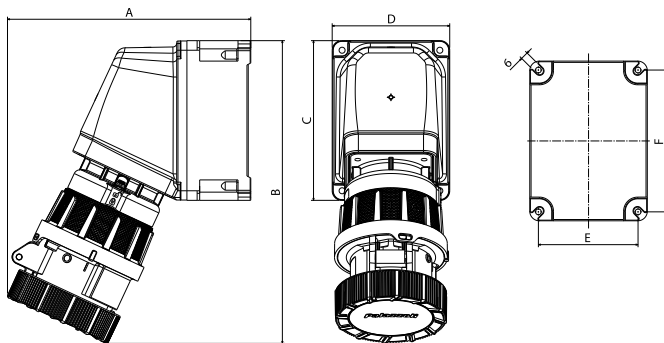
Rated current (A)	No. of poles	A (mm)	B (mm)	C (mm)	C1 (mm)	D (mm)	E (mm)	Template
16	2P+⊕	129	72	87		65	83	A
	3P+⊕		80	91				
	3P+N+⊕		87	97				
32	2P+⊕	146	93	97.5	102.5	100	108	B
	3P+⊕							
	3P+N+⊕	150	100	114				

20° angled panel-mounted rotoswitched sockets



Rated current (A)	No. of poles	A (mm)	B (mm)	C (mm)	D (mm)	E (mm)	Template
16	2P+⊕	133	72	109	65	83	A
	3P+⊕	135	80	113			
	3P+N+⊕	139	87	117			
32	2P+⊕	152	93	125	100	108	B
	3P+⊕						
	3P+N+⊕	157	100	144			

65° angled wall-mounted rotoswitched sockets

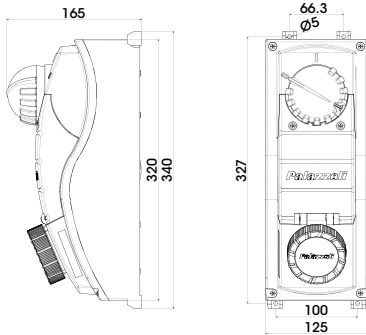


Rated current (A)	No. of poles	A (mm)	B (mm)	C (mm)	D (mm)	E (mm)	F (mm)
16	2P+⊕	182	230	125	92	78	111
	3P+⊕	186	233				
	3P+N+⊕	191	237				
32	2P+⊕	200	250	185	125	111	171
	3P+⊕						
	3P+N+⊕	243	295				

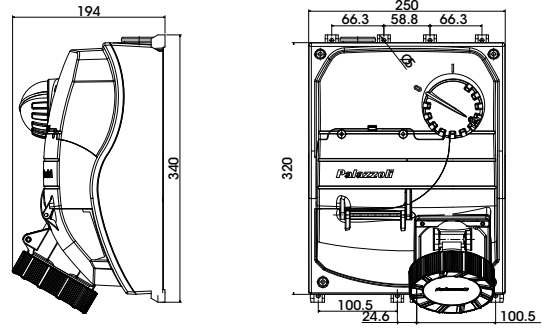


ULYSSE series

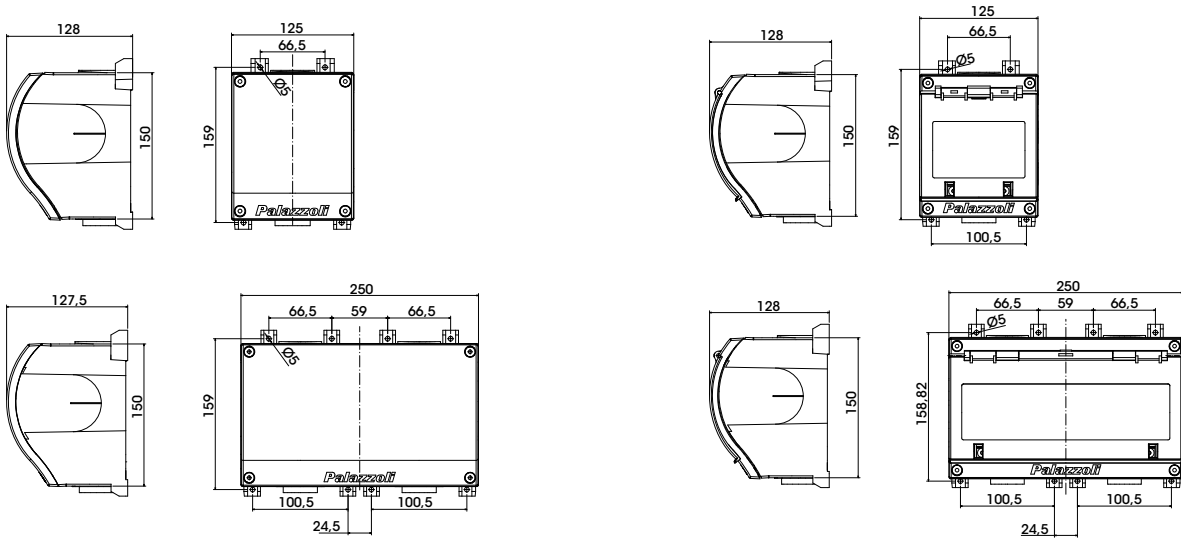
16A/32A socket-outlets with switch



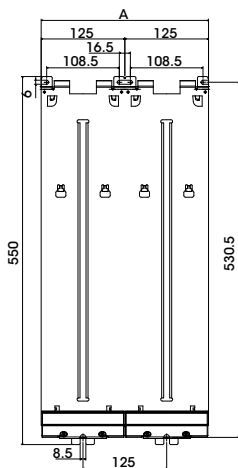
63A socket-outlets with switch



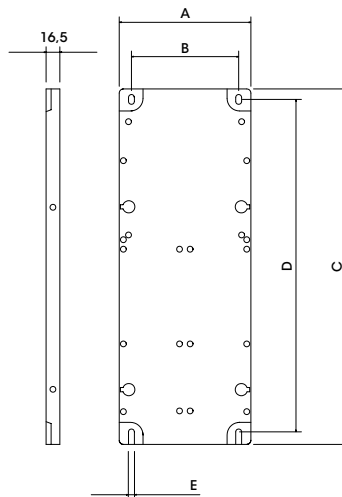
Boxes



Back plates in steel and thermosetting GRP



Code	A (mm)
415901	125
415902	250
415903	375
415904	500



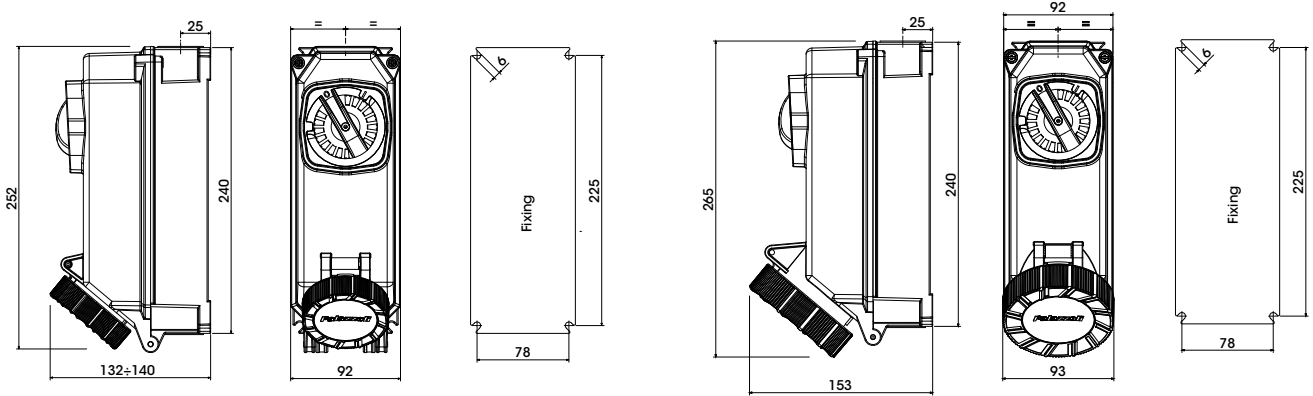
Code	A (mm)	B (mm)	C (mm)	D (mm)
415801	125	90	540	515
415802	250	215	540	515



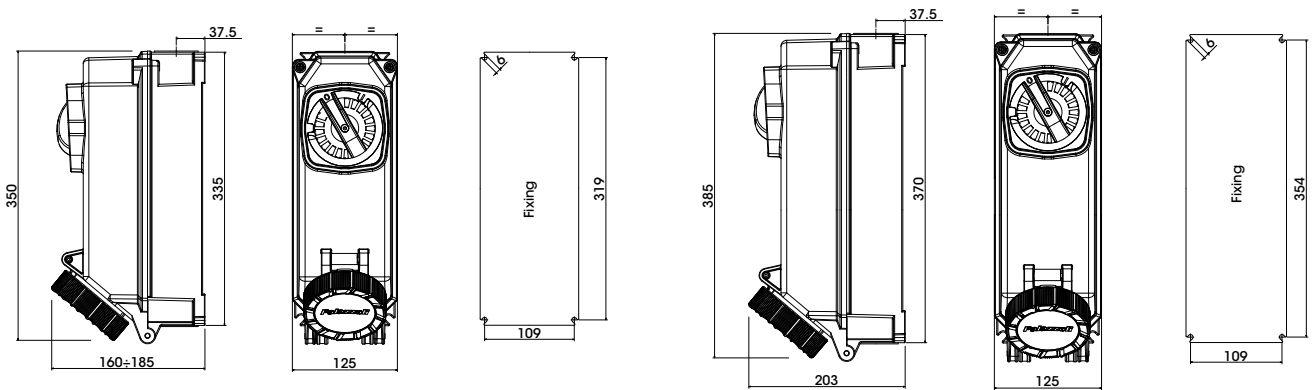
INTERLOCKED SOCKET-OUTLETS

TAIS series

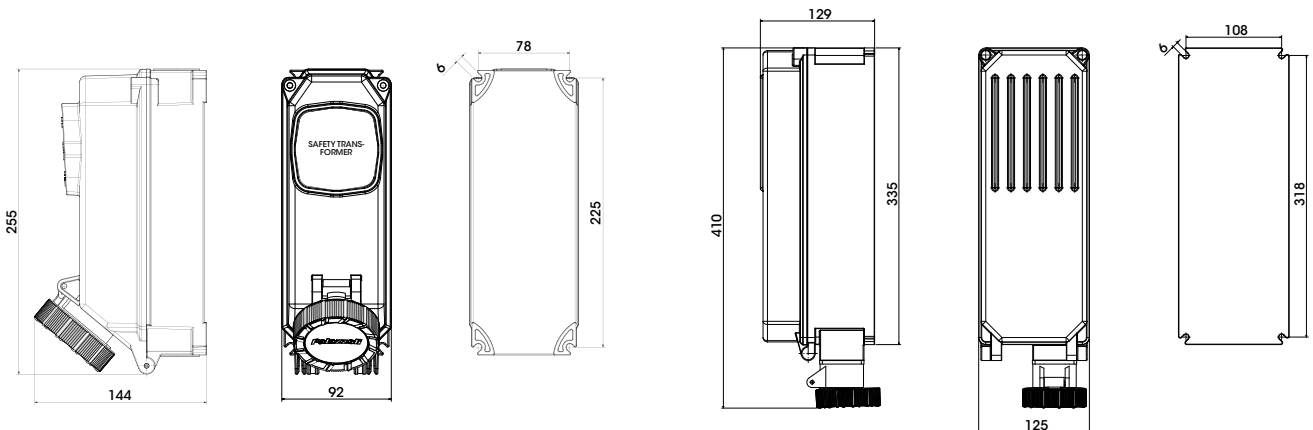
Interlocked socket-outlets - Module 95, 16A - 32A



Interlocked socket-outlets - Module 125, 16A/32A - 63A



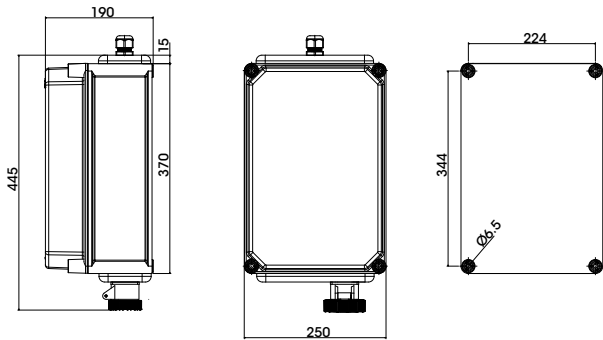
24V sockets with transformer



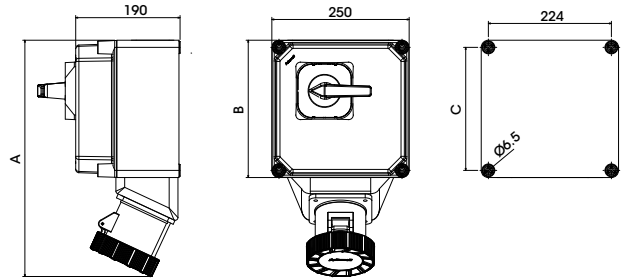


TAIS series

48V socket with transformer

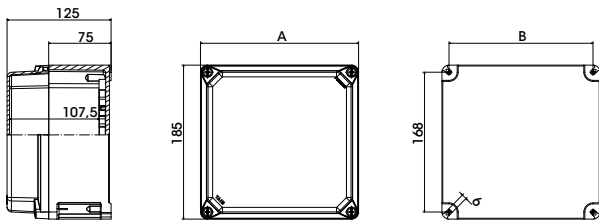


Socket-outlets with electrical interlock



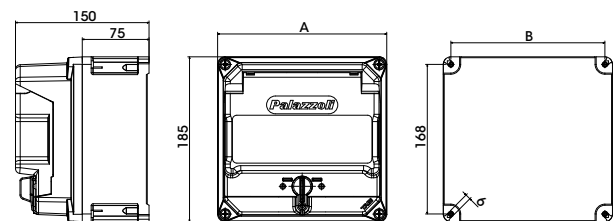
Code	A (mm)	B (mm)	C (mm)
478336	402	250	224
478346	402	250	224
478436	425	250	224
478446	425	250	224
476336	520	370	344
476346	520	370	344
476436	544	370	344
476446	544	370	344

Blind boxes



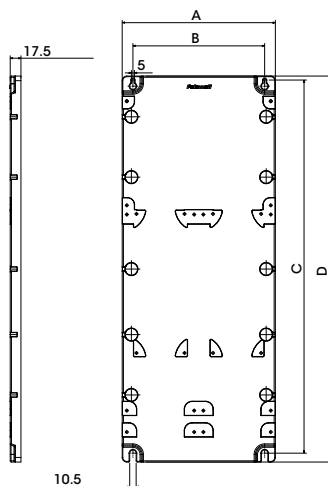
Code	A (mm)	B (mm)
532200	125	108
532201	190	173
532202	250	233
532203	290	273
532204	380	363

Boxes with window



Code	A (mm)	B (mm)
532300	125	108
532301	190	173
532302	250	233
532303	290	273
532304	380	363

Back plates in thermosetting GRP

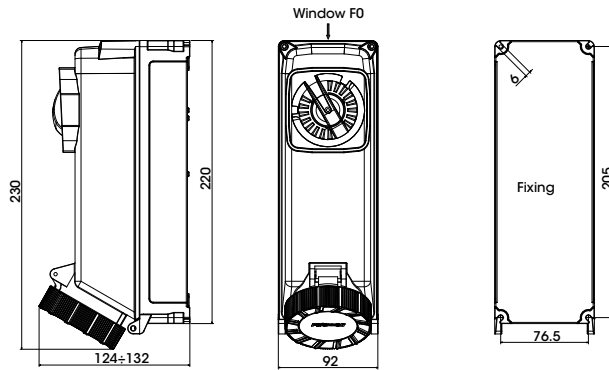


Code	A (mm)	B (mm)	C (mm)	D (mm)
538800	125	90	609	630
538801	190	155	480	500
538802	250	215	609	630
538803	290	255	483	500
538804	380	345	609	630

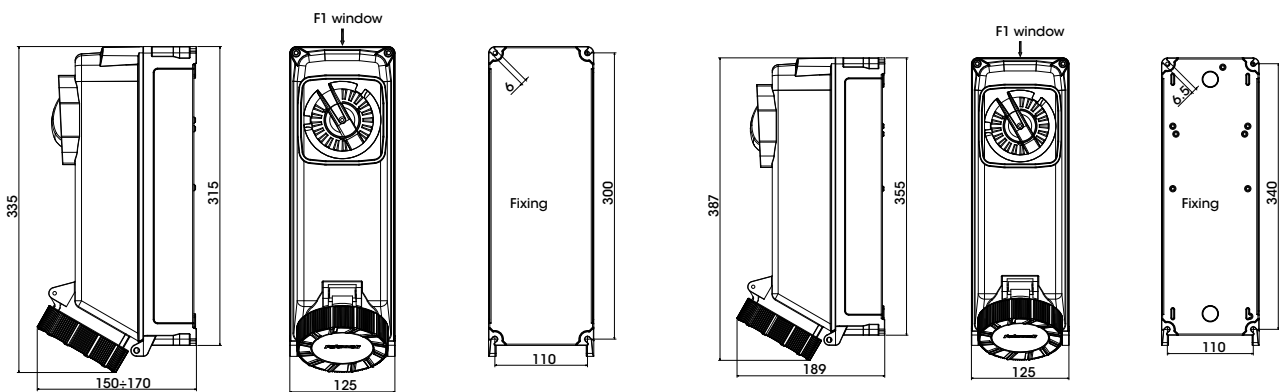


ALUPRES series

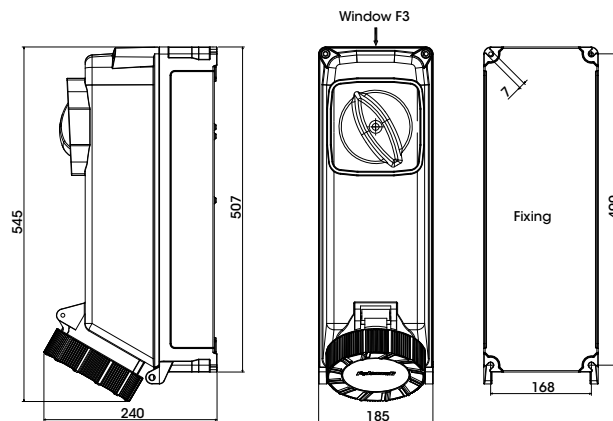
Interlocked socket-outlets - Module 92 - 16A



Interlocked socket-outlets - Module 125, 16A/32A - 63A



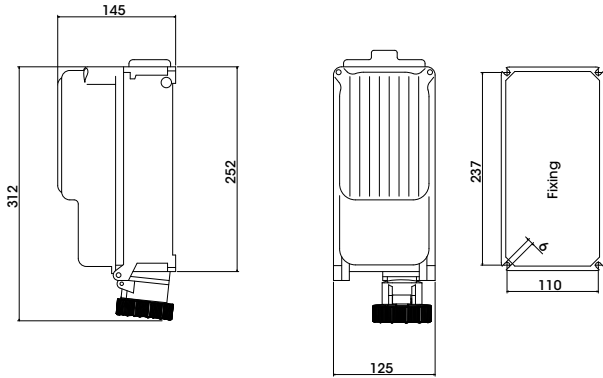
Interlocked socket-outlets - Module 185 - 125A



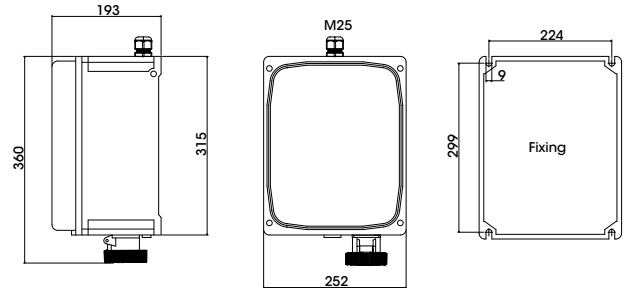


ALUPRES series

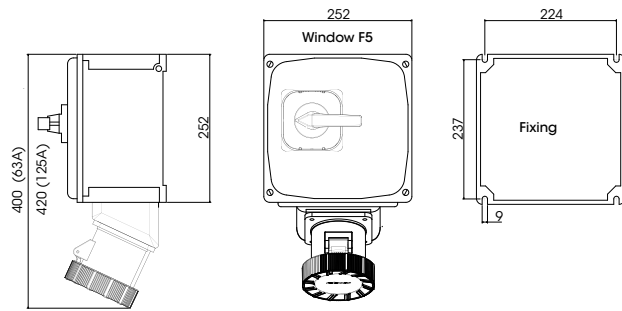
24V socket with transformer



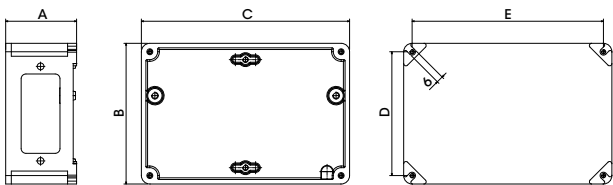
48V socket with transformer



Socket-outlets with electrical interlock

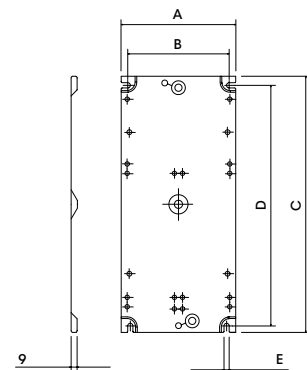


Boxes



Outer dimensions (mm)	A (mm)	B (mm)	C (mm)	D (mm)	E (mm)
92x92	42	92	92	78	78
125x92	42	92	125	78	111
185x92	42	92	185	78	171
125x125	63	125	125	111	111
185x125	63	125	185	111	171
252x125	63	125	252	111	238

Steel back plates

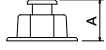
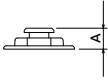


Code	A (mm)	B (mm)	C (mm)	D (mm)	E (mm)
532876	125	97	558	530	10
532806	185	162	389	366	8
532816	276	253	389	366	8
532826	185	162	421	398	8
532836	250	222	558	530	10
532846	375	347	558	530	10
532856	310	282	558	530	10
532866	435	407	558	530	10



ALUPRES series

Flanges with gas thread

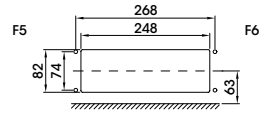
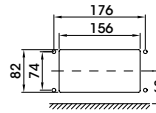
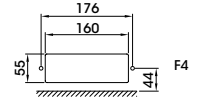
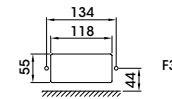
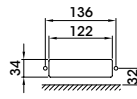
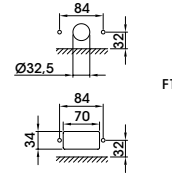
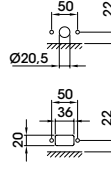


Codes	A (mm)
541010	23
541020	29
541080	31
541090	33
541030	34
541011	29
541021	33
541040	36

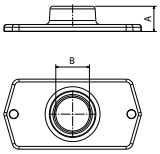
Codes	A (mm)
540151	63
540141	63
540152	63
540142	64
540153	82
540154	88
540145	124
540156	154

Codes	A (mm)
540161	57
540162	62
540172	63
540163	79
540164	124
540165	154
540166	36

Windows and holes

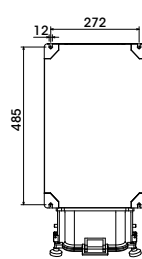
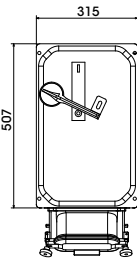
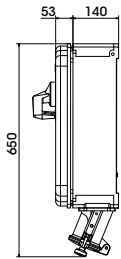


Flanges with metric thread



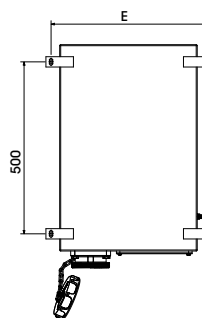
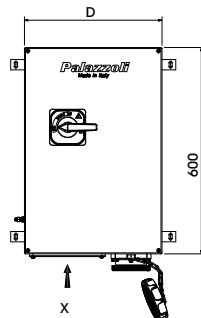
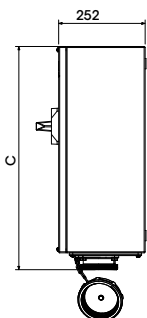
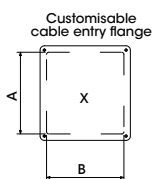
Codes	A (mm)	B (mm)
541050	22	M25
541055	18	M25
540180	51	M32
540185	51	M32
540186	51	M40
540190	69.5	M40
540193	51	M40
540195	80	M50

Interlocked socket-outlets 250A



ALUMAX series

Wall-mounted sockets with electrical interlock

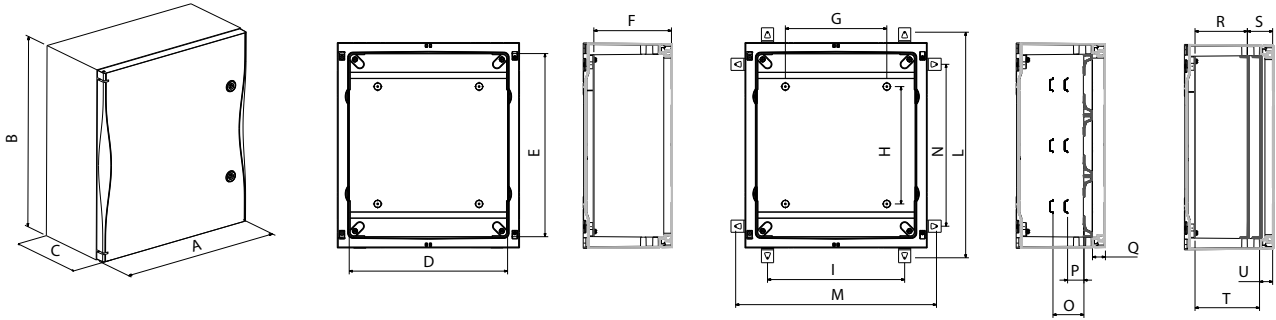


Rated current (A)	A (mm)	B (mm)	C (mm)	D (mm)	E (mm)
250	180	190	650	400	450
320/400	180	270	660	500	550



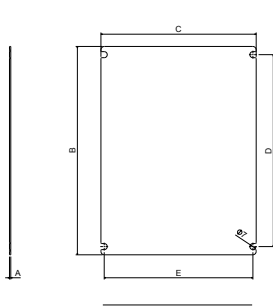
TAIS CUBE series

Distribution boards in thermosetting GRP



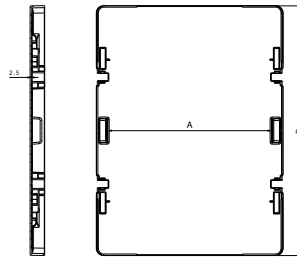
Size	A (mm)	B (mm)	C (mm)	D (mm)	E (mm)	F (mm)	G (mm)	H (mm)	I (mm)	L (mm)	M (mm)	N (mm)	O (mm)	P (mm)	Q (mm)	R (mm)	S (mm)	T (mm)	U (mm)
1	258	304	160	200	250	131	60	87	148	355	305	198	-	-	-	-	-	-	-
2	340	430	180	282	376	151	142	214	230	481	386	324	78	50	34	93	58	120	31
3	449	506	220	390	451	191	250	290	338	556	495	399	78	50	34	133	58	160	31
4	449	656	220	390	601	191	250	439	338	706	495	549	78	50	34	133	58	160	31
5	558	656	260	498	601	230	358	439	446	706	603	549	78	50	34	173	57	200	30
6	631	807	300	570	751	269	430	590	518	856	675	699	78	50	34	212	57	239	30
7	848	1058	350	786	1001	319	646	842	734	1106	891	949	78	50	34	257	62	287	32

Plates



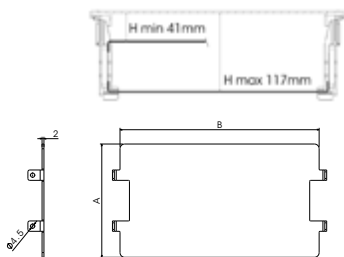
Code	A (mm)	B (mm)	C (mm)	D (mm)	E (mm)
550601	1.5	241	179.5	222	172
550602	1.5	367	261.5	348	254
550603	2	442	369.5	423	362
550604	2	592	369.5	573	362
550605	2	592	477.5	573	470
550606	2	742	549.5	723	542
550607	2	992	765.5	973	758
550621	3	244	194	222	172
550622	3	370	276	348	254
550623	3	445	384	423	362
550624	3.7	595	384	573	362
550625	3.7	595	492	573	470
550626	3.7	745	564	723	542

Inner doors



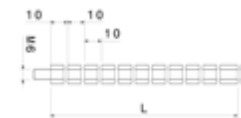
Code	A (mm)	B (mm)
550502	240	374
550503	348	447
550504	348	596
550505	457	596
550506	529	746
550507	745	998

Partial plates



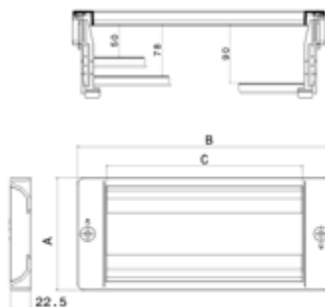
Code	A (mm)	B (mm)
550632	120	211
550633	145	319
550635	145	427
550636	145	499
550637	195	715

Spacer



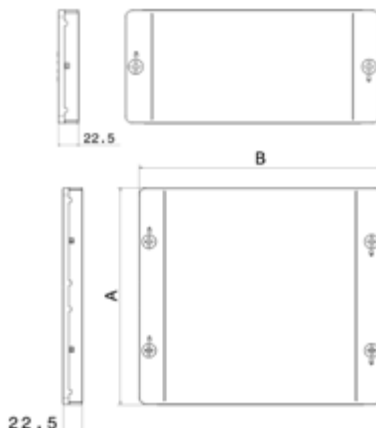
Code	L (mm)	No. of positions
550662	70	7
550663	110	11
550665	150	15
550666	190	19
550667	240	24

Windowed panels



Code	A (mm)	B (mm)	C (mm)
550522	124	280	216
550523	149	388	324
550525	149	496	432
550526	149	568	504
550507	199	784	720

Blind panels

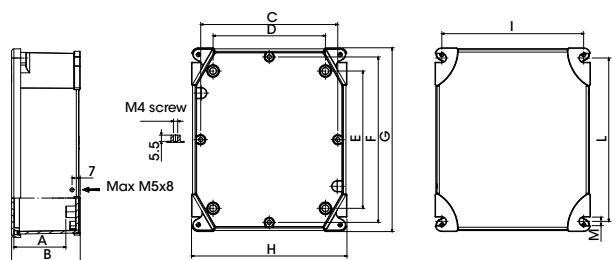
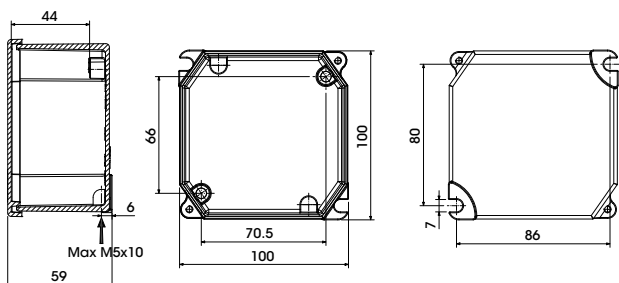


Code	A (mm)	B (mm)
550542	124	280
550543	149	388
550545	149	496
550546	149	568
550547	199	784
550552	249	280
550553	299	387
550555	299	495
550556	299	567
550557	399	783



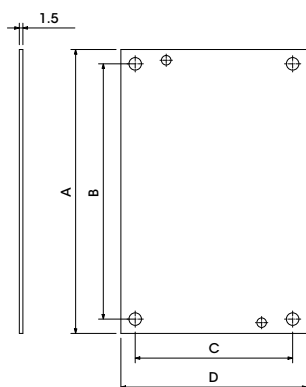
UNIBOX series

Box code 520009



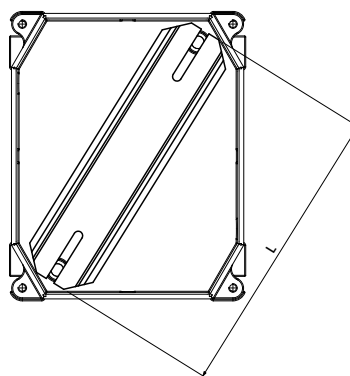
Code	A (mm)	B (mm)	C (mm)	D (mm)	E (mm)	F (mm)	G (mm)	H (mm)	I (mm)	L (mm)	M (mm)
520011	46	61	95	66	107	120	140	115	120	100	7
520012	49	64	121	99	121	146	166	141	125	144	7.5
520014	65	80	148	113	153	172	192	168	149	168	7.5
520019	76	93	194	153	188	230	253	217	196	226	10
520020	105.5	122	236	198	238	286	314	264	236	275	10
520021	132.5	150	286	248	333	381	410	315	283	367	10

Plates



Code	A (mm)	B (mm)	C (mm)	D (mm)
522011	119	107	66	78
522012	132	121	99	108
522014	165	153	113	125
522019	200	188	153	165
522020	250	238	198	210
522021	345	333	248	257

DIN rails

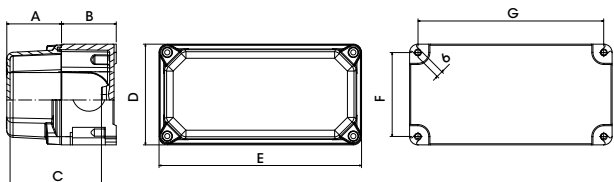


Code	L (mm)
521009	100
521011	138
521012	164
521014	202
521019	264
521020	320
521021	422



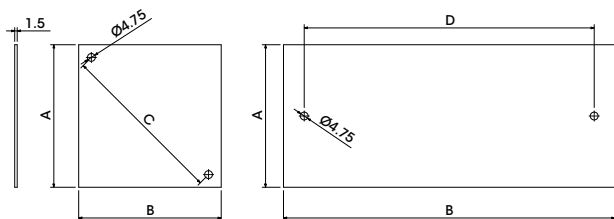
TAIS series

Boxes in thermosetting GRP



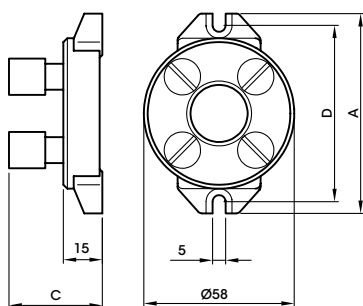
Code	A (mm)	B (mm)	C (mm)	D (mm)	E (mm)	F (mm)	G (mm)
532035-538035	18	50	51	92	92	78	78
532045-538045	18	50	51	92	125	78	111
532055-538055	18	50	51	92	185	78	171
532116-538116	18	75	75	125	125	111	111
532117-538117	18	75	75	125	185	111	171
532118-538118	18	75	75	125	250	111	238
532005-538005	50	50	83	92	92	78	78
532006-538006	50	50	83	92	125	78	111
532015-538015	50	50	83	92	185	78	171
532016-538016	50	75	100	125	125	111	111
532017-538017	50	75	100	125	185	111	171
532018-538018	50	75	100	125	250	111	238

Steel back plates

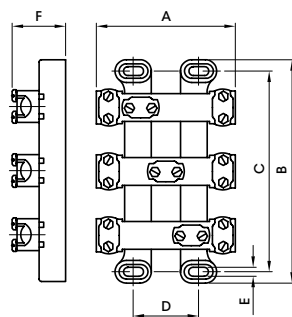


Code	A (mm)	B (mm)	C (mm)	D (mm)
532716	86	86	100	-
532717	86	135	-	100
532718	86	200	-	175

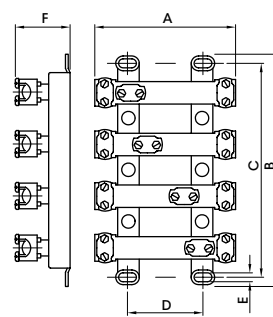
CONTACT series



Code	A (mm)	C (mm)	D (mm)
112094	57	31	49
113094	77	35	68
113194	77	42	68



Code	A (mm)	B (mm)	C (mm)	D (mm)	E (mm)	F (mm)
159030	59	78	69	-	5	27
159032	78	101	88	32	5.5	29
159033	86	128	110	40	6.5	38
159034	100	150	134	55	7.5	46
159035	128	196	176	62	7.5	56
159036	178	240	222	76	7	80
159037	232	294	274	88	7	88

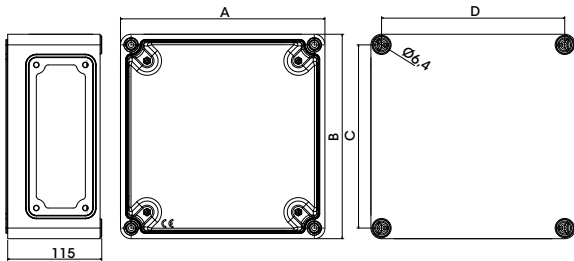


Code	A (mm)	B (mm)	C (mm)	D (mm)	E (mm)	F (mm)
159040	70	101	88	32	5.5	27
159042	92	128	110	40	6.5	32
159043	102	150	134	55	7.5	43
159044	119	196	176	62	7.5	50
159045	154	240	222	76	7	64
159046	222	294	274	88	7	80



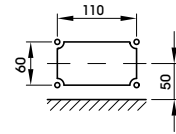
TAIS GRANDE series

Boxes in thermosetting GRP

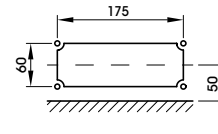


Dimensions (mm)	A (mm)	B (mm)	C (mm)	D (mm)
185x185	185	185	159	159
250x185	250	185	224	159
250x250	250	250	224	224
370x250	370	250	224	344
500x370	500	370	344	474

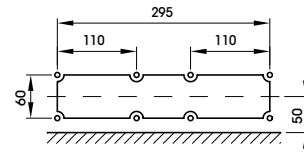
Window "a"



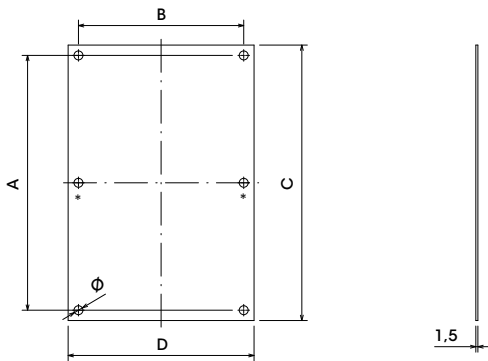
Window "b"



Window "c"



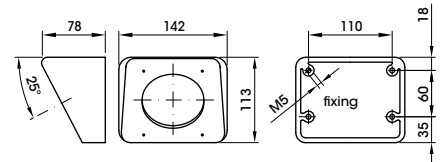
Steel back plates



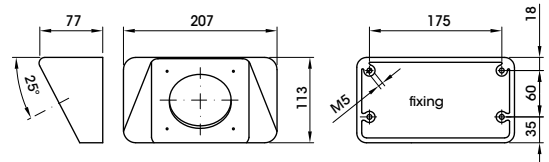
Dimensions (mm)	A (mm)	B (mm)	C (mm)	D (mm)	Ø (mm)
185x185	120	120	135	135	6.5
250x185	185	120	200	135	6.5
250x250	185	185	200	200	6.5
370x250	305	185	321	200	6.5
*500x370	435	305	450	320	8

Mounting brackets for X-CEE 63A - 125A socket-outlets

Window "a"



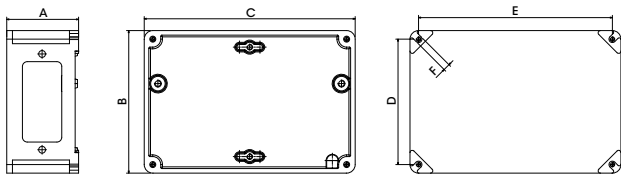
Window "b"





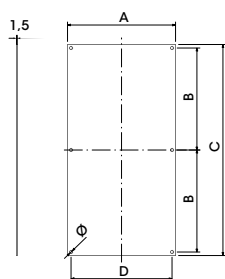
ALUPRES series

Boxes in aluminium alloy



Dimensions (mm)	A (mm)	B (mm)	C (mm)	D (mm)	E (mm)	F (mm)
92x92	42	92	92	78	78	6
125x92	42	92	125	78	111	6
185x92	42	92	185	78	171	6
125x125	63	125	125	111	111	6
185x125	63	125	185	111	171	6
252x125	63	125	252	111	238	6
155x155	63	155	155	141	141	6
185x185	95	185	185	171	171	6
252x185	95	185	252	169	236	6
220x220	95	220	220	192	205	6
252x252	140	252	252	224	237	6
315x252	140	252	315	224	300	6
507x252	140	252	507	224	492	9
295x295	105	295	295	266	280	9
315x315	140	315	315	286	300	9
373x373	140	373	373	330	353	12
507x373	140	373	507	330	487	12
630x373	140	373	630	330	610	12
630x507	140	507	630	464	610	12

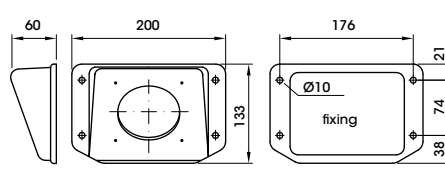
Steel back plates



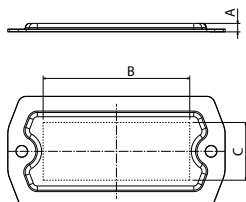
Dimensions (mm)	A (mm)	B (mm)	C (mm)	D (mm)	Ø (mm)
92x185	77	65	142	65	5
125x125	100	39	90	88	5.5
125x185	100	61.5	135	88	5.5
125x252	100	94	200	88	5.5
155x155	118	55	122	40	5.5
185x185	135	74	160	123	5.5
185x252	160	94	200	148	5.5
220x220	152	88	190	62	5.5
252x252	210	85.5	185	196	6.5
252x315	210	110.5	235	196	6.5
252x507	215	203	420	201	6.5
295x295	220	111	240	76	6.5
315x315	270	108	230	256	6.5
373x373	320	134.5	285	304	8
373x507	320	202	419	304	8
373x630	320	262	539	304	8
507x630	430	262	539	414	8

Mounting brackets for X-CEE 63A - 125A socket-outlets

Window "F5"

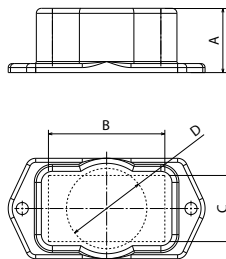


Flat flanges



Codes	A (mm)	B (mm)	C (mm)
540030	5	32	20
540031	6	65	34
540090	2.5	30	14
540091	5.5	59	25
540032	5.5	95	25
540033	6	106	49
540034	6	148	49
540035	7	142	80
540036	8	238	84

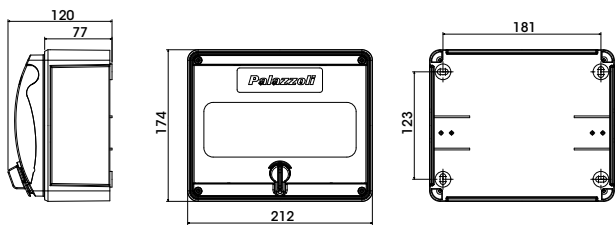
Raised flanges



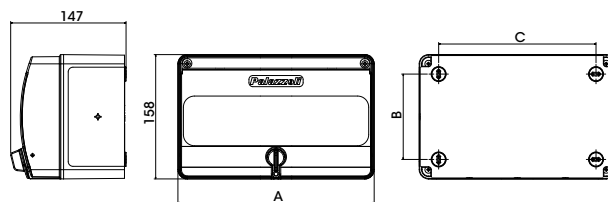
Codes	A (mm)	B (mm)	C (mm)	D (mm)
540061	32	60	30	35
540062	32	112	30	35
540063	50	100	50	60
540064	50	140	50	60
540065	80	140	90	90
540066	80	230	85	85



PRIMA series

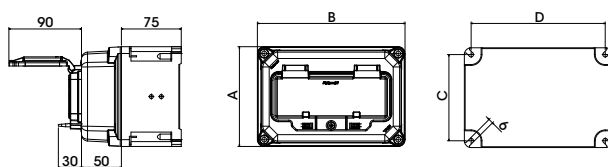
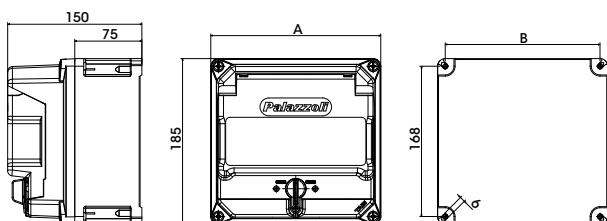


TOPTER series



Code	A (mm)	B (mm)	C (mm)
579708	122	110	80
579709	250	108	200

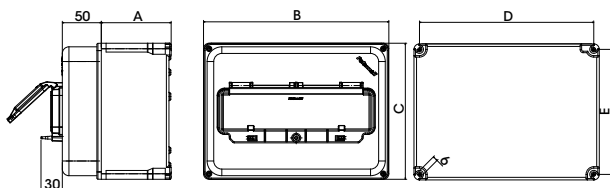
TAIS series



Code	A (mm)	B (mm)
532300	125	108
532301	190	173
532302	250	233
532303	290	273
532304	380	363

Code	A (mm)	B (mm)	C (mm)	D (mm)
532516	125	125	109	109
532557	125	185	109	169
532658	125	250	109	234

ALUPRES series



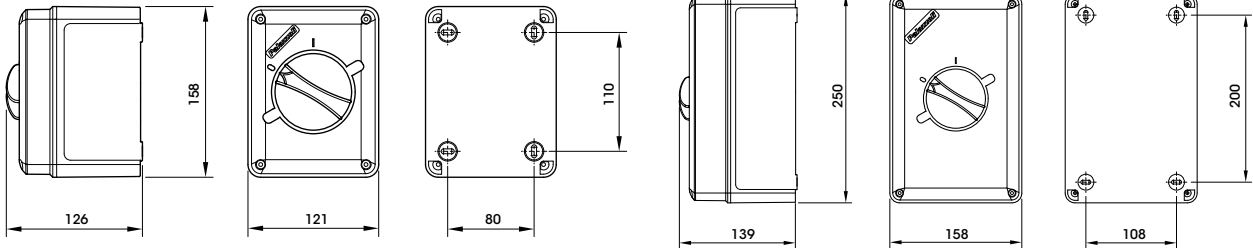
Code	A (mm)	B (mm)	C (mm)	D (mm)	E (mm)
512204	63	125	125	109	109
512206	63	185	125	169	109
512211	95	250	125	234	109



CAM-SZ series in thermoplastic for wall-mounting

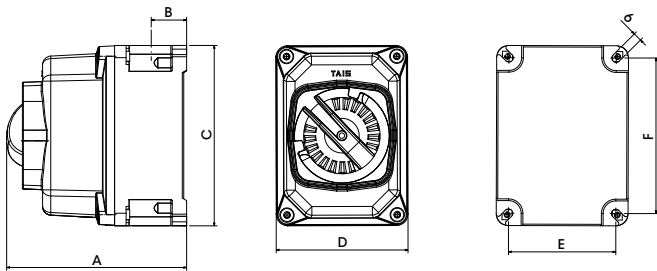
16A to 32A

40A to 100A



CAM series in thermosetting GRP for wall-mounting

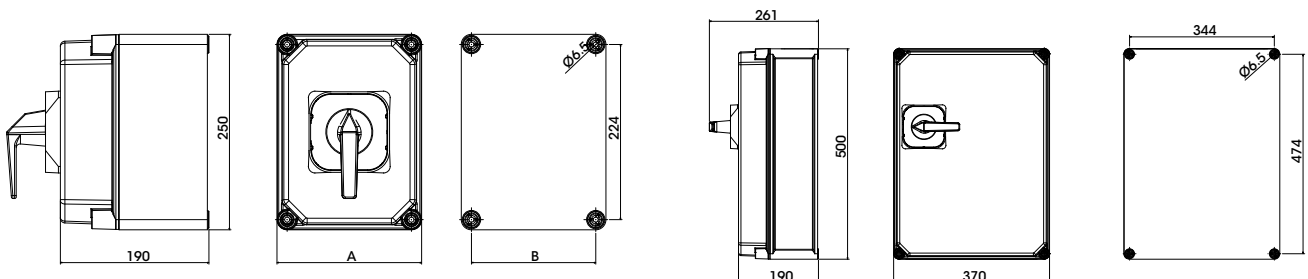
16A - 63A



Rated current (A)	A (mm)	B (mm)	C (mm)	D (mm)	E (mm)	F (mm)
16-25A	122	25	125	92	78	111
46-63A	165	37.5	185	125	109	169

100A - 200A

400A - 600A

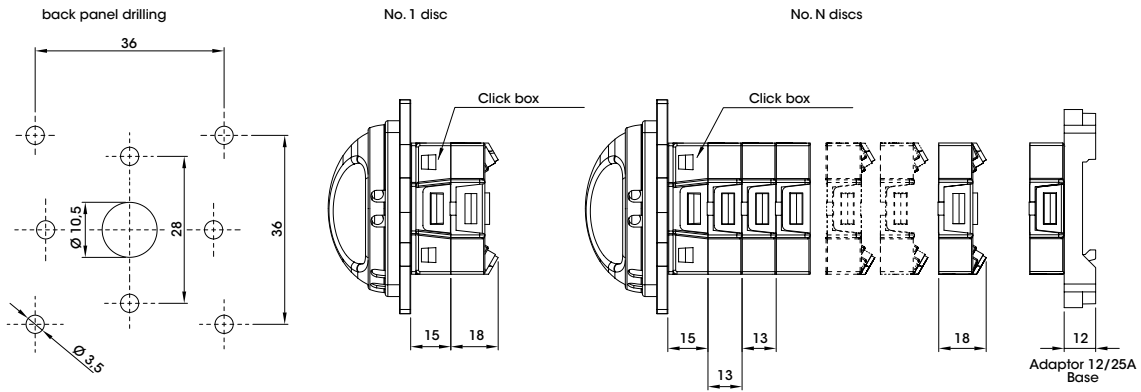


Code	A (mm)	B (mm)
292503	185	159
292603	185	159
292623	250	224

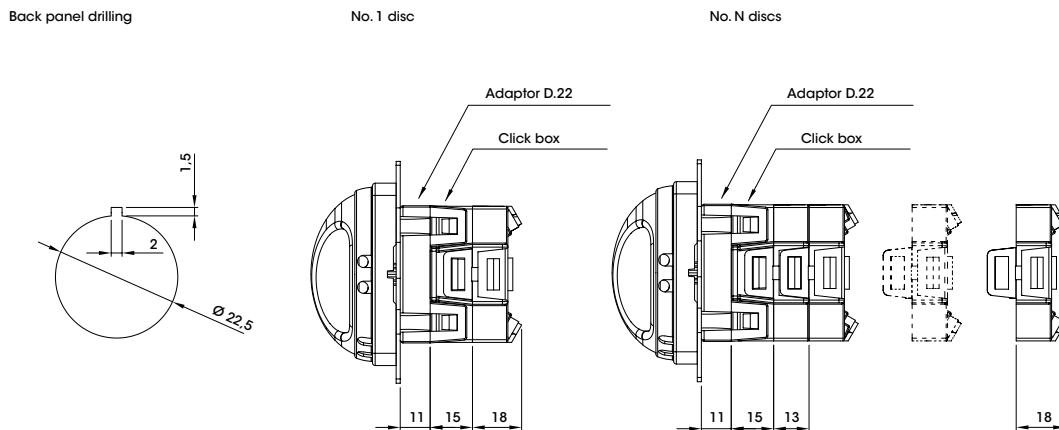


CAM-ST series

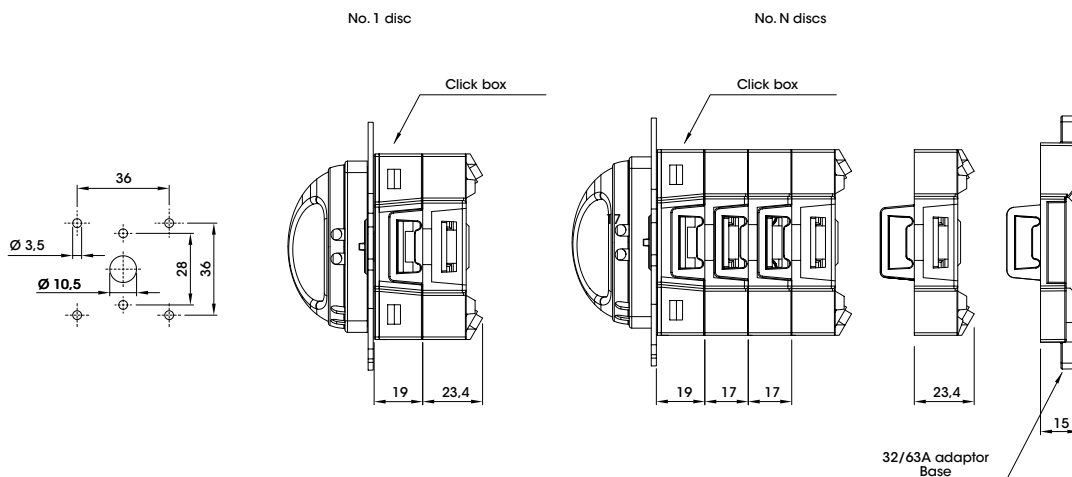
12/25A rotary devices for back panel-mounting



12/25A rotary devices for back panel-mounting - 22 mm hole



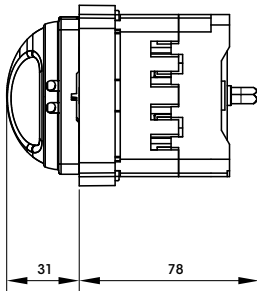
32/63A rotary devices for back panel-mounting and base mounting



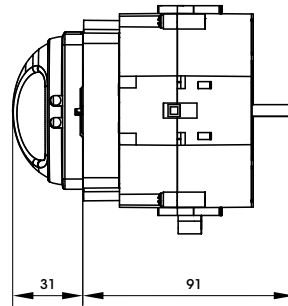


CAM-SZ series

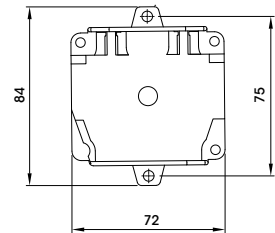
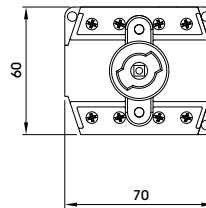
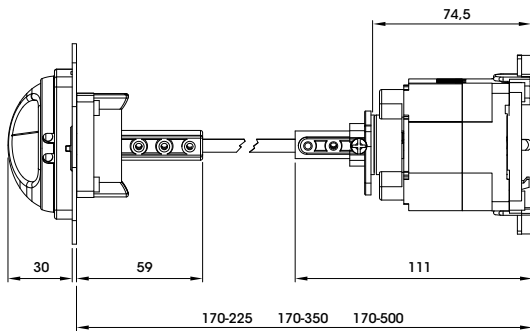
Isolator switches for back panel-mounting
16A/32A



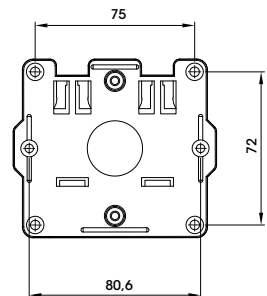
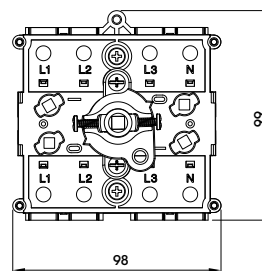
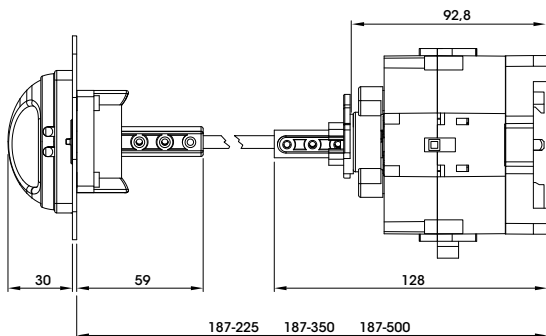
40A/100A



16A/32A isolator switches with door lock for base-mounting



40A/100A isolator switches with door lock for base-mounting

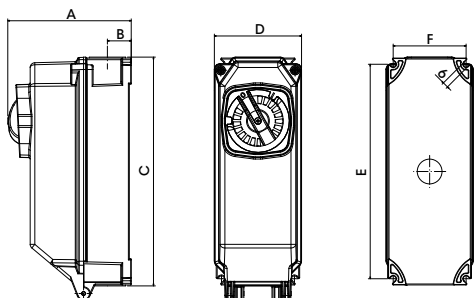




CAM series in thermosetting GRP for wall-mounting

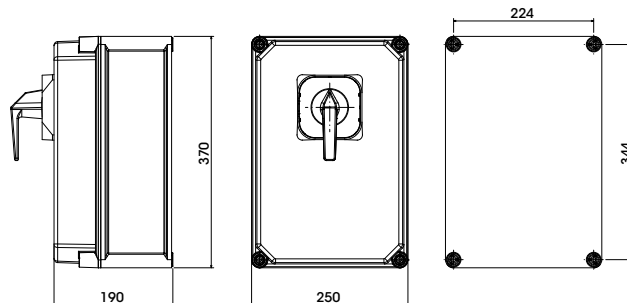
Isolator switches with fuse holder base

16A - 63A

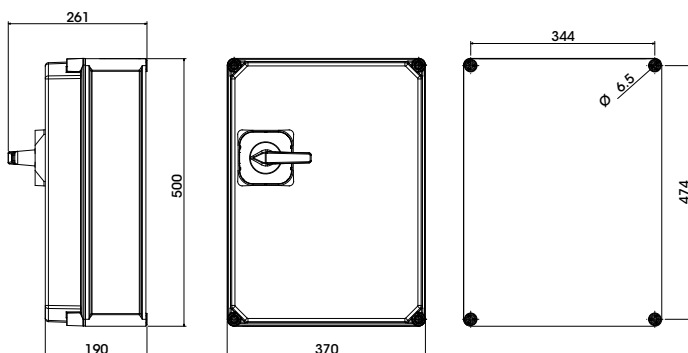


Rated current (A)	A (mm)	B (mm)	C (mm)	D (mm)	E (mm)	F (mm)
16-25-32	130	25	240	92	226	78
40-63	176	37.5	335	125	319	109

100A

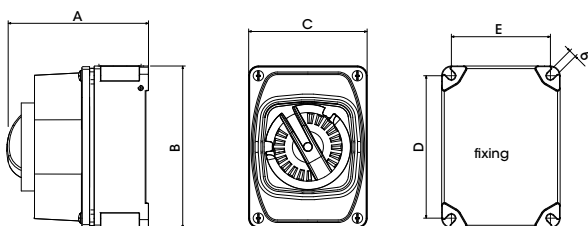


200A - 250A



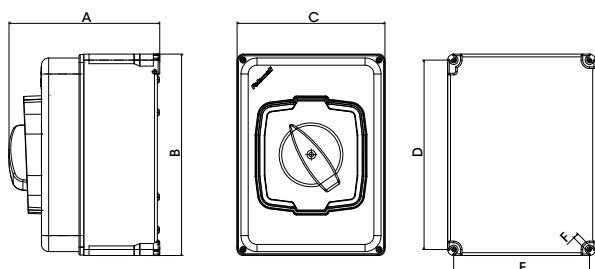
CAM series in aluminium alloy for wall-mounting

16A - 63A



Code	A (mm)	B (mm)	C (mm)	D (mm)	E (mm)
272141-272241	87	92	92	77	77
272142-272143-152130-152140	103	92	92	77	77
272144-272244-152160-152260	120	125	92	110	77
272242-272243-152230-152240	103	92	92	77	77
272301-272302-272303 152330-152340	137	125	125	110	110
272304-282402-282403 152360-152430-152440	150	185	125	170	110
282404-152460	170	185	125	170	110

100A - 200A

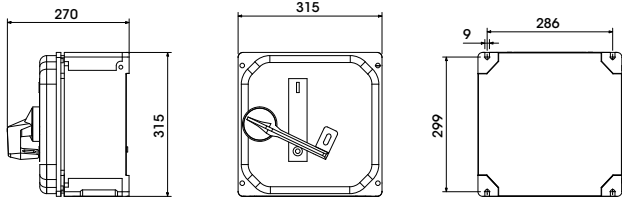


Code	A (mm)	B (mm)	C (mm)	D (mm)	E (mm)	F (mm)
272502	230	252	185	237	170	7
272503	230	252	185	237	170	7
282603-152530-152540	240	315	220	299	192	9

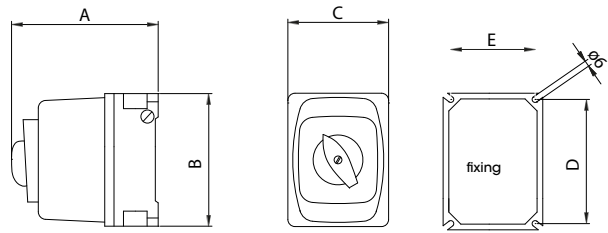


CAM series in aluminium alloy for wall-mounting

400A switch

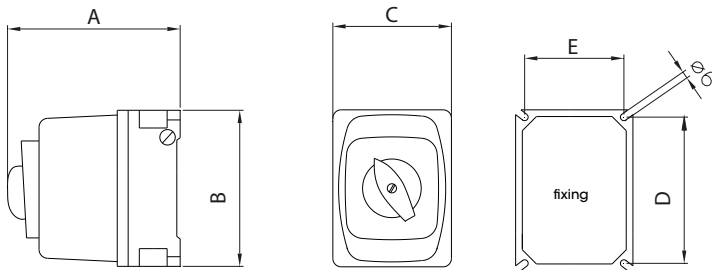


Two-way, reversing and pole changing switches



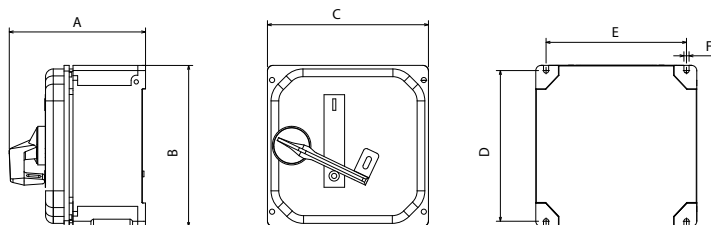
Code	A (mm)	B (mm)	C (mm)	D (mm)	E (mm)
272148-272178	87	92	92	77	77
272152-272252 272155-272255	135	125	92	110	77
272312-282412	150	185	125	170	110

16A-63A selector switches and starters



Code	A (mm)	B (mm)	C (mm)	D (mm)	E (mm)
272146-272246	120	125	92	110	77
272147-272247 272153-272253	135	125	92	110	77
272306	150	185	125	170	110
272307-272406 272313	170	185	125	170	110

63A-200A selector switches and starters



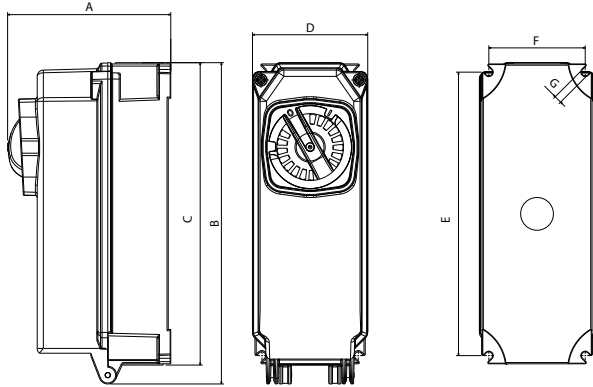
Code	A (mm)	B (mm)	C (mm)	D (mm)	E (mm)	F (mm)
282407-282413	195	252	185	237	170	7
272507	270	315	315	299	286	9
282607	270	373	373	351	330	12



CAM series in aluminium alloy for wall-mounting

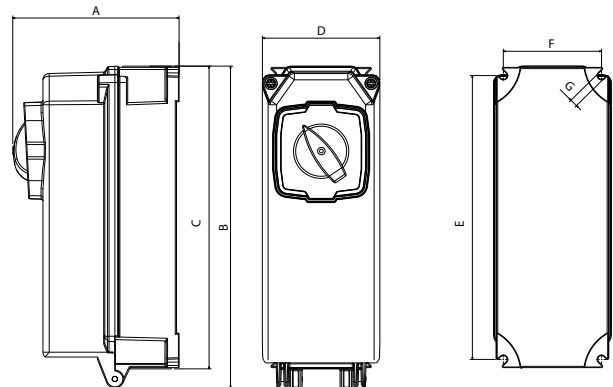
Switches with fuse holder base

25A - 63A



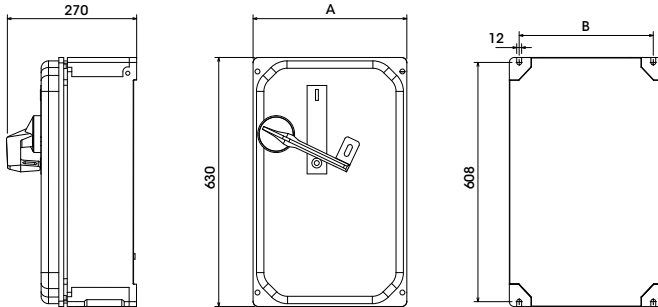
Rated current/voltage (A)	A (mm)	B (mm)	C (mm)	D (mm)	E (mm)	F (mm)	G (mm)
25	125	200	185	92	168	77	5.5
40-63	152	264	252	125	237	110	6

100A - 200A



Rated current/voltage (A)	A (mm)	B (mm)	C (mm)	D (mm)	E (mm)	F (mm)	G (mm)
100	230	386	373	185	356	168	7
200	240	525	507	220	491	192	9

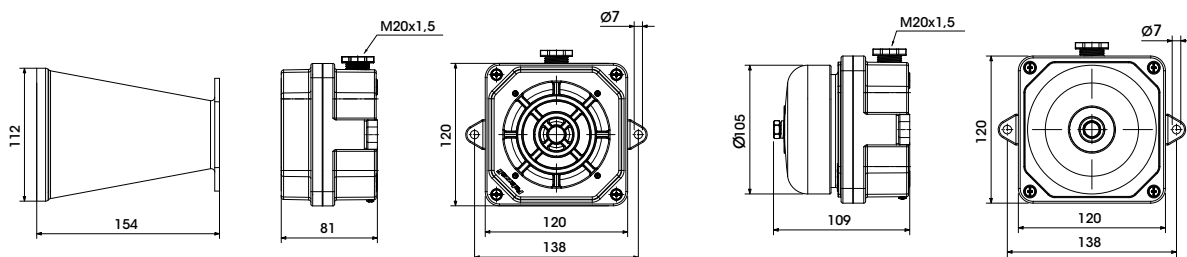
400A - 600A



Rated current (A)	A (mm)	B (mm)
400	315	272
600	373	330

ALARM series

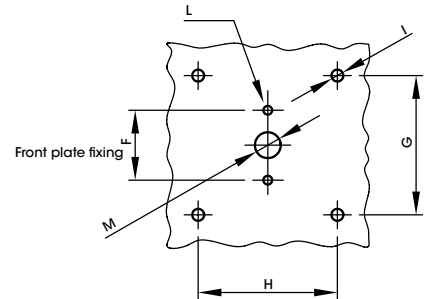
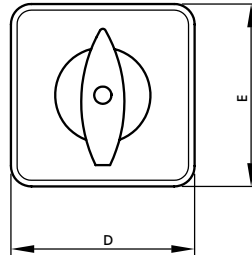
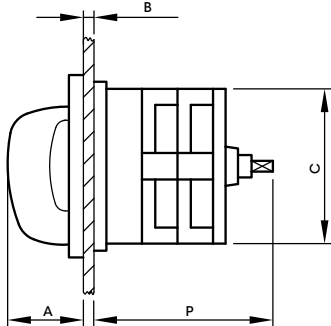
Sirens and bells





CAM series

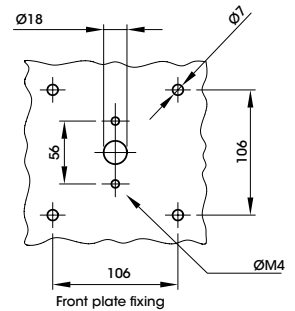
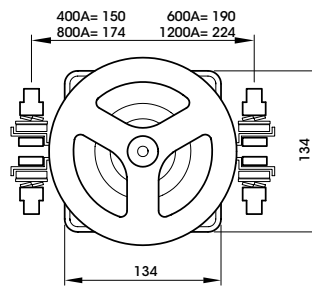
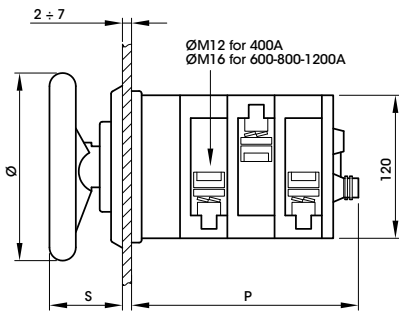
16A/200A rotary switches with handle



Rated current (A)	A (mm)	B (mm)	C (mm)	D (mm)	E (mm)	F (mm)	G (mm)	H (mm)	I (mm)	L (mm)	M (mm)
16-25	30	1,5-4	52	64	64	25	46	46	5	M3	10
40-63	37	1,5-7	87	94	94	32	70	70	6	M3	13
100-200	59	2-7	120	134	134	56	106	106	7	M4	18

P* the dimension refers to the depth indicated in the catalogue tables on pages 192 to 193

400A/1200A rotary devices with handle



Rated current (A)	Ø (mm)	S (mm)
400-600-800	156	61
1200	200	67

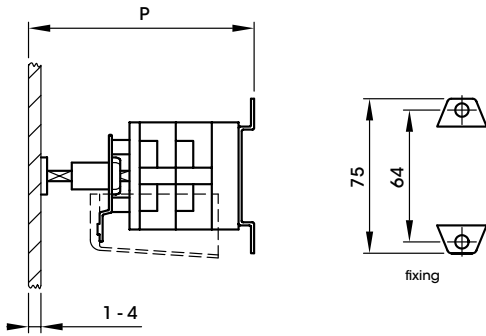
P* the dimension refers to the depth indicated in the catalogue tables on page 192



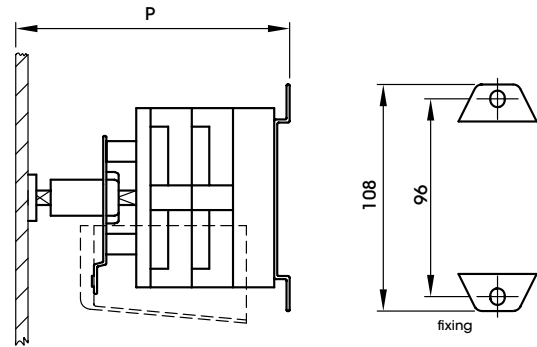
CAM series

Rotary devices for base mounting

16A - 25A



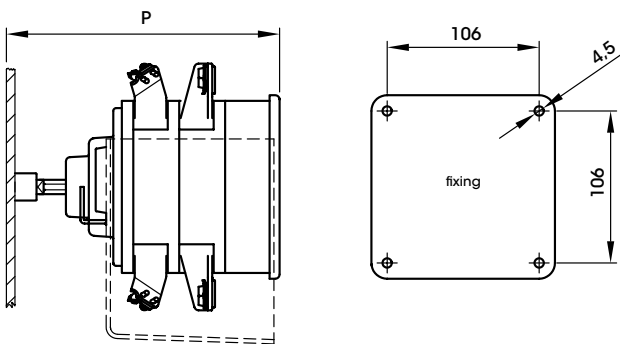
40A - 63A



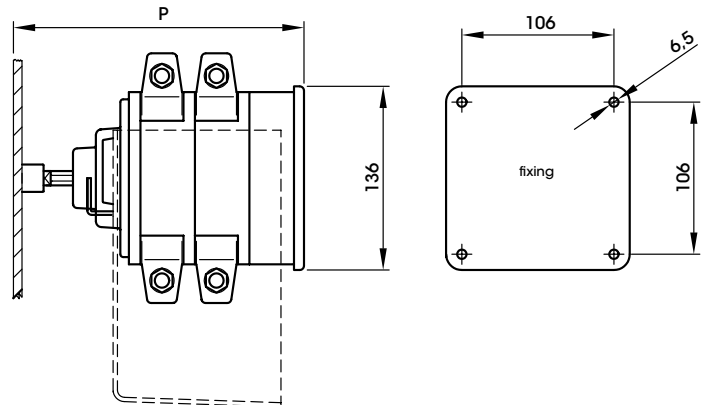
P* the dimension refers to the depth indicated in the catalogue tables on page 196

Rotary devices for base mounting

100A



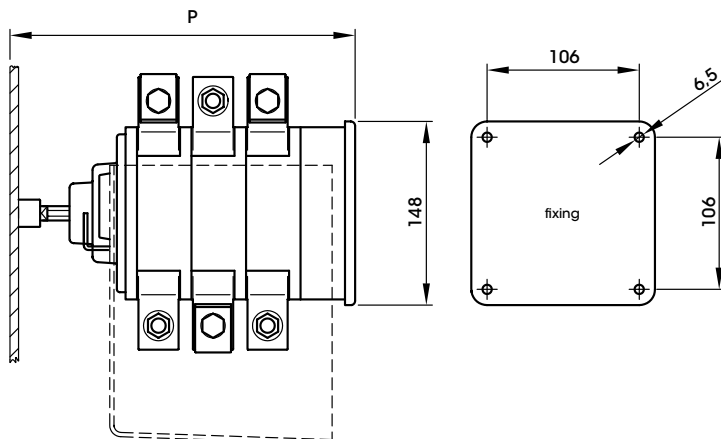
200A



P* the dimension refers to the depth indicated in the catalogue tables on page 196

Rotary devices for base mounting

400A

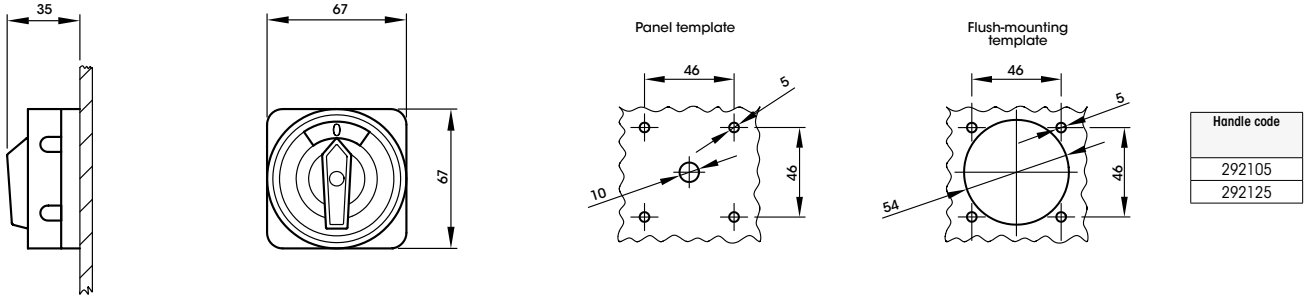


P* the dimension refers to the depth indicated in the catalogue tables on page 196

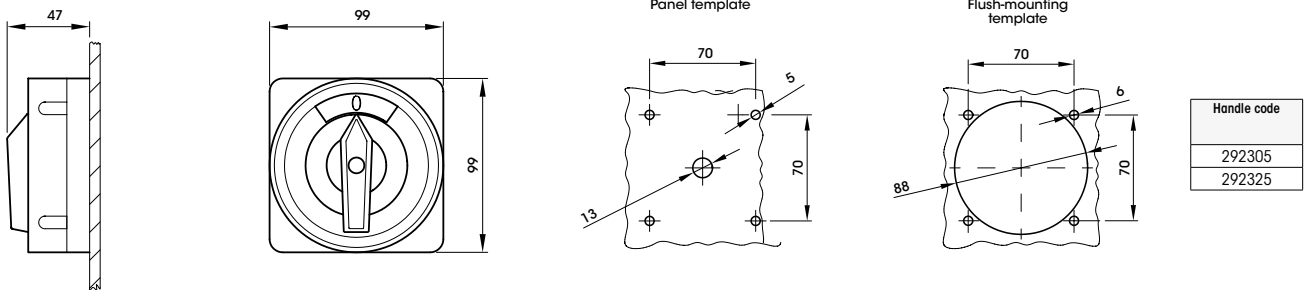


CAM series

Handles for panel- and flush-mounting - 16A/25A



Handles for panel- and flush-mounting - 40A/63A



Handles for flush-mounting - 16A/25A



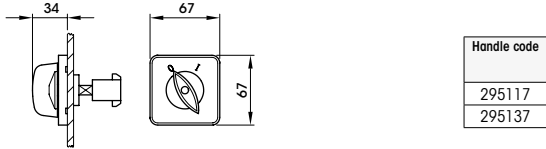
Handles for flush-mounting - 40A/63A



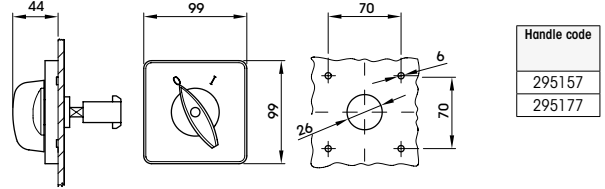


CAM series

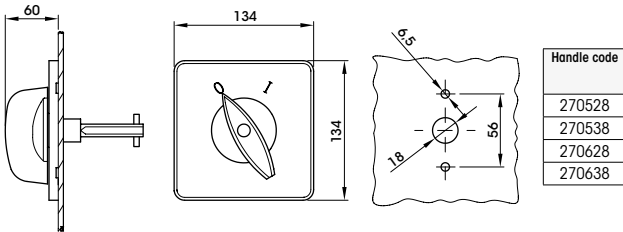
Handles with doorlock and front plate
16A/25A



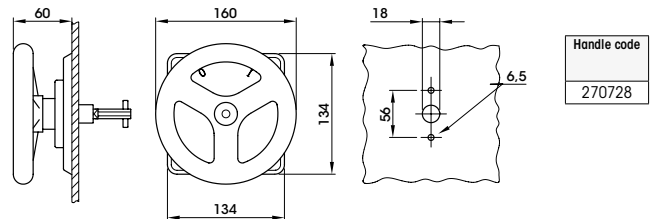
40A/63A



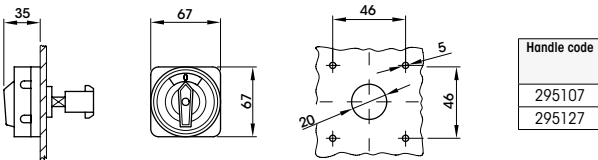
100A/200A



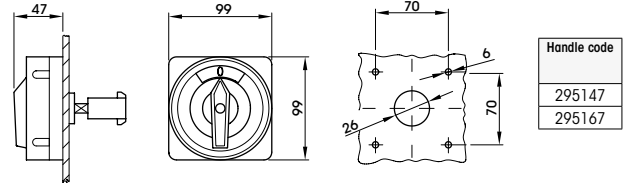
400A



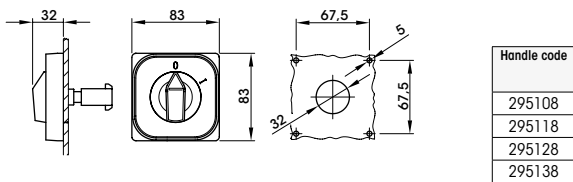
16A/25A



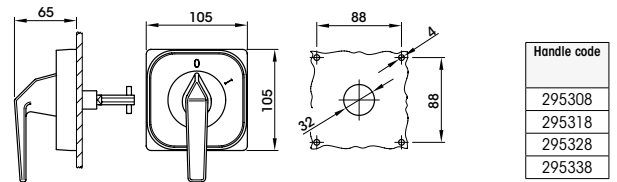
40A/63A



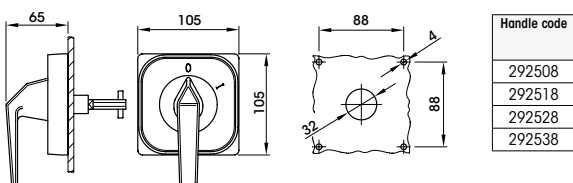
16A/25A



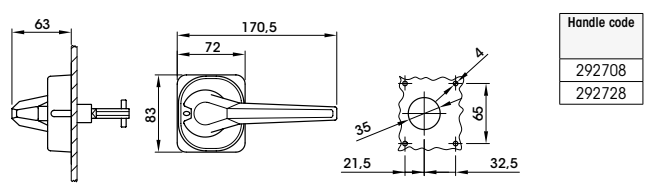
40A/63A



100A/200A



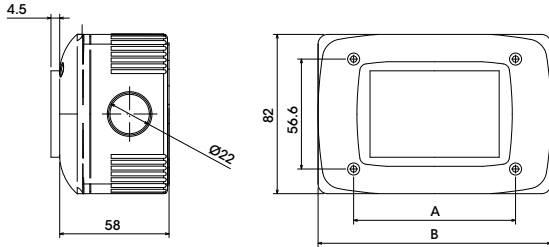
400A





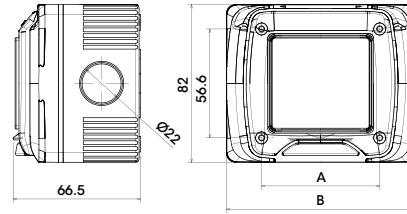
domoTER series

Boxes for domestic devices - IP40



Code	A (mm)	B (mm)
630001	39.4	76
630002	61.4	98
630003	83.4	120

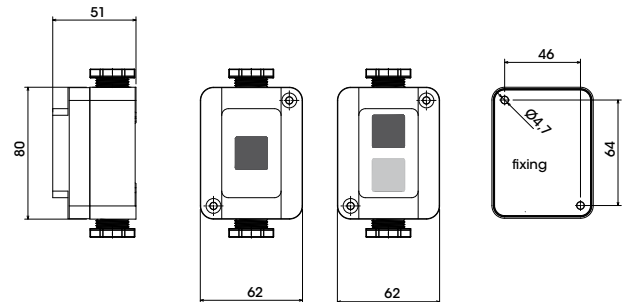
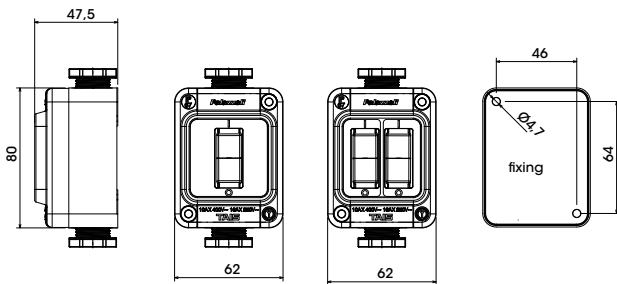
Boxes for domestic devices - IP55



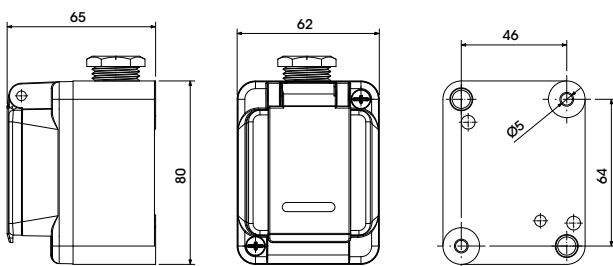
Code	A (mm)	B (mm)
630011	39.4	76
630012	61.4	98
630013	83.4	120

TAIS MIGNON series

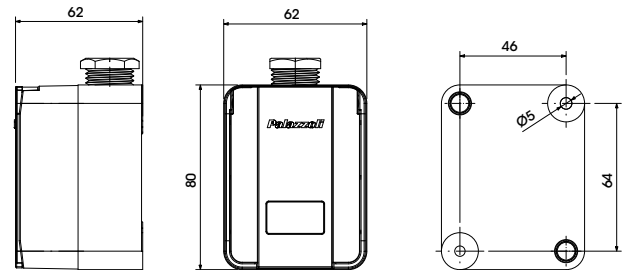
Switches and push-buttons



Schuko domestic socket



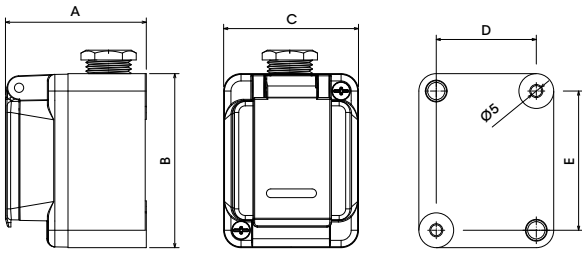
Box for domoTER devices



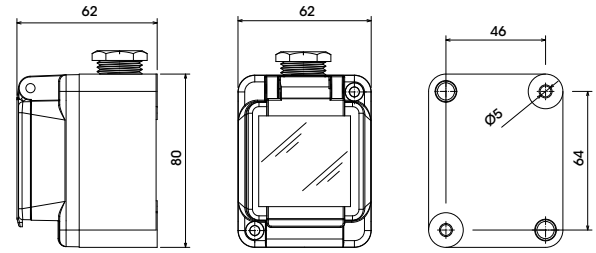


TAIS MIGNON series

Industrial socket-outlets

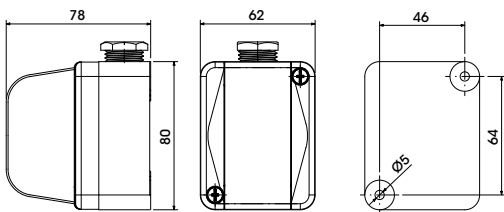


Boxes for Ticino Magic devices

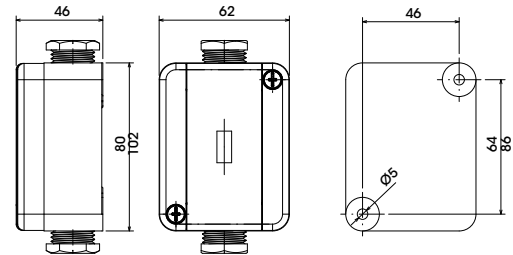


Rated current (A)	No. of poles	A (mm)	B (mm)	C (mm)	D (mm)	E (mm)
16	2P+ \neq	75	80	62	46	64
	3P+ \neq	75	80	62	46	64
	3P+N+ \neq	82	102	77	61	86
	2P/3P	75	80	62	46	64

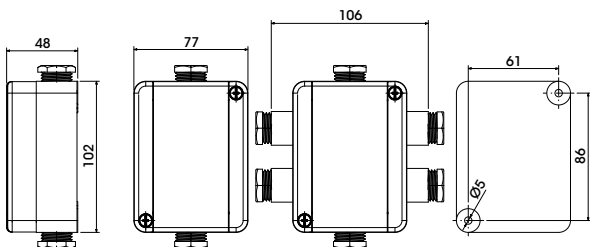
Signalling lamps



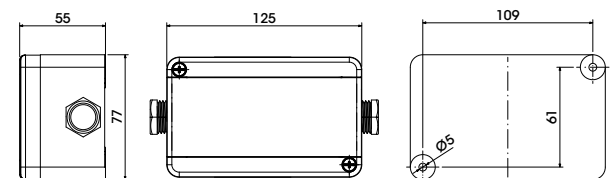
Fuse holder



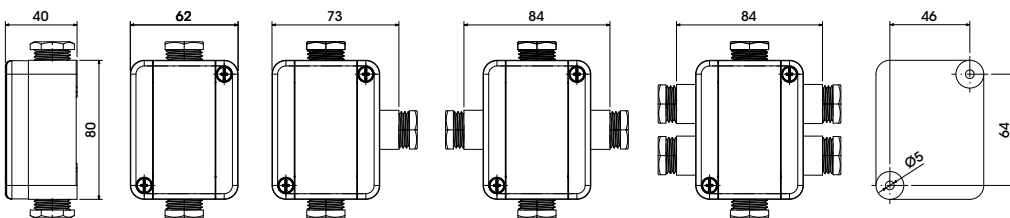
Junction boxes



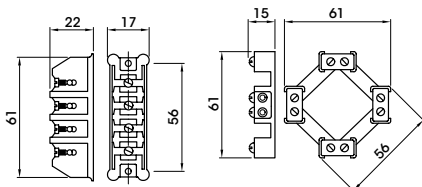
Modular box



Junction boxes with terminals



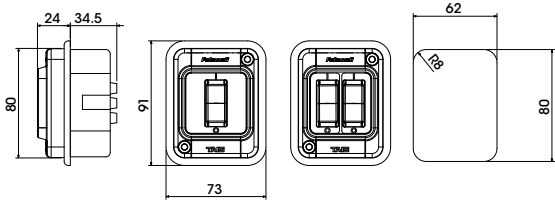
Terminal blocks



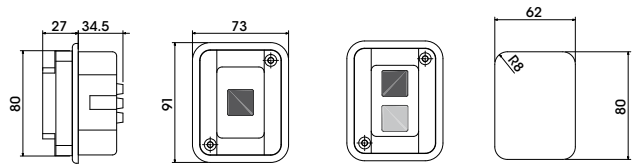


TAIS MIGNON series

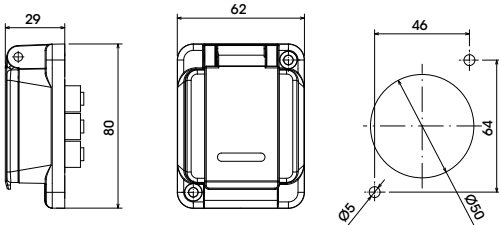
Flush-mounted switches



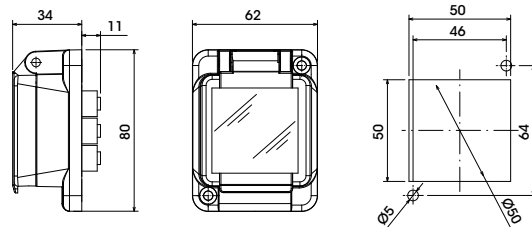
Flush-mounted push-buttons



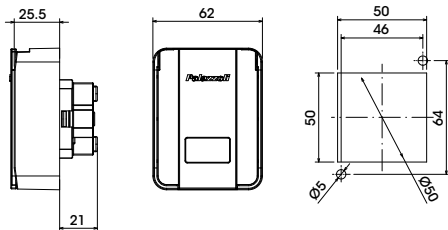
Flush-mounted shuko domestic sockets



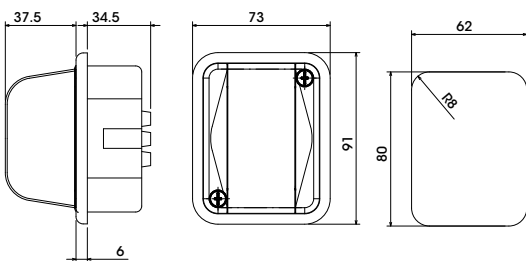
Flush-mounted boxes for Ticino Magic devices



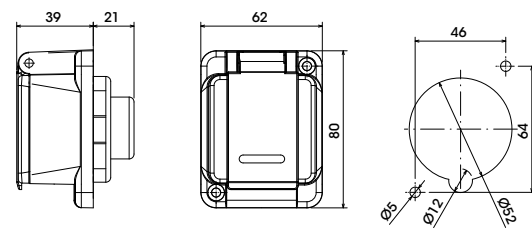
Flush-mounted boxes for Domoter devices



Flush-mounted signalling lamps



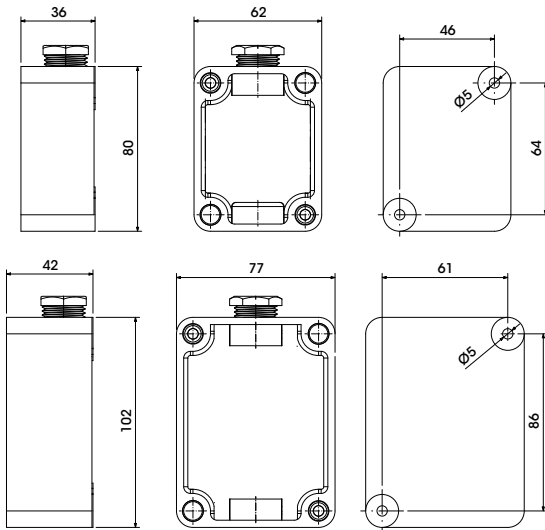
Flush-mounted industrial socket-outlets



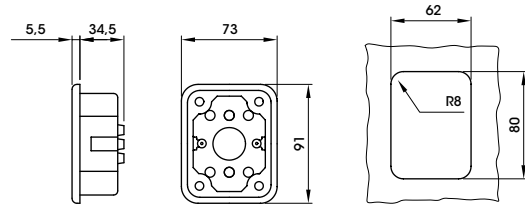


TAIS MIGNON series

Wall-mounted boxes

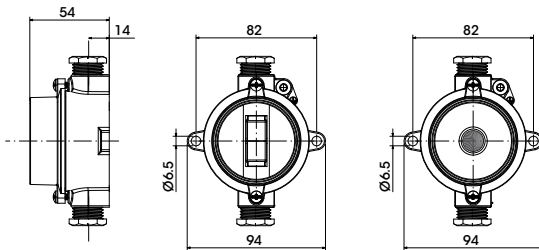


Flush-mounted box

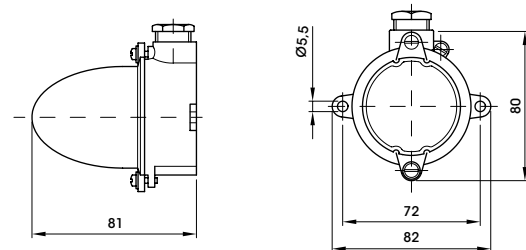


RONDÒ series

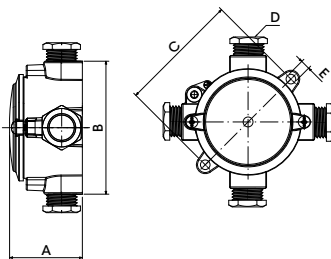
Switches and push-buttons



Signalling lamps

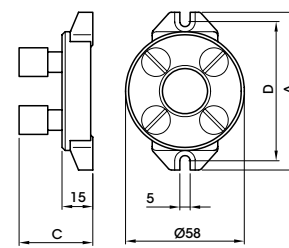


Boxes



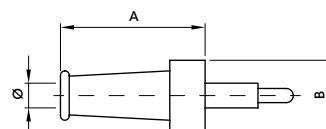
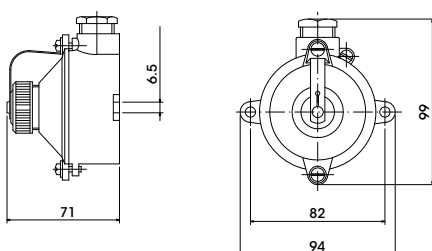
inner Ø (mm)	A (mm)	B (mm)	C (mm)	D (mm)	E (mm)
62	45	140	82	M20x1.5	6.5
82	57	180	106	M25x1.5	7

Terminal blocks



Code	A (mm)	B (mm)	Ø (mm)
112094	57	31	49
113094	77	35	68
113194	77	42	68

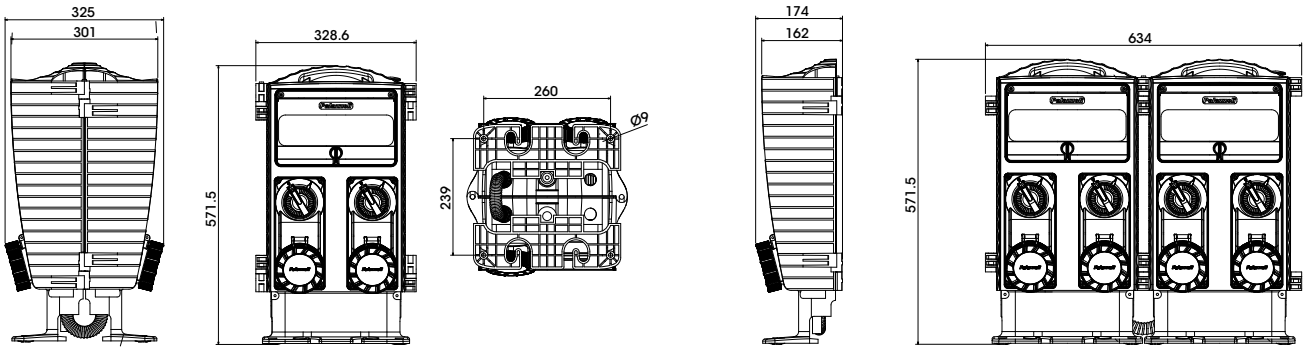
Concentric plugs and sockets



Code	A (mm)	B (mm)	Ø (mm)
407030	75	33	10
407031	84	39	14

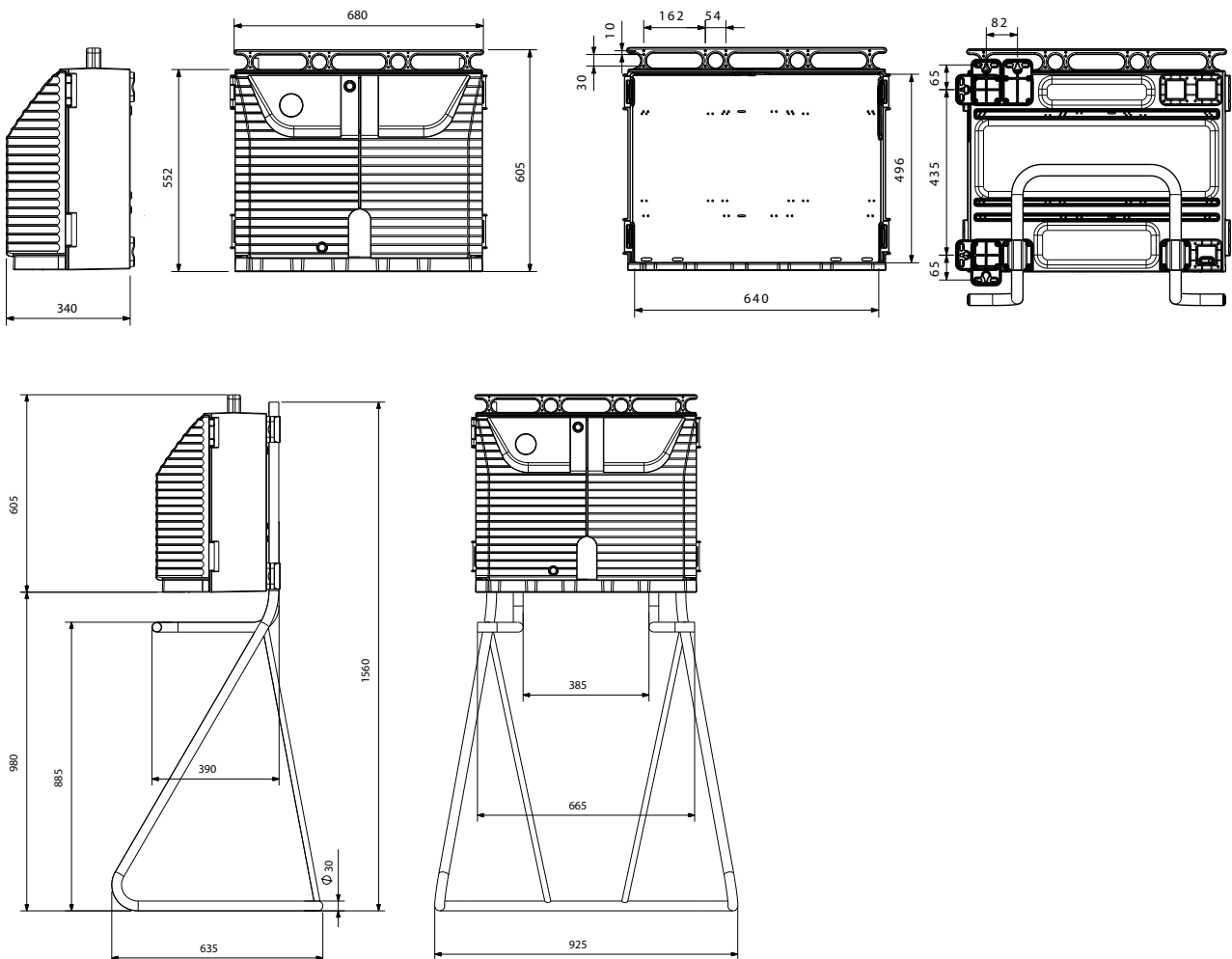


JANUS series



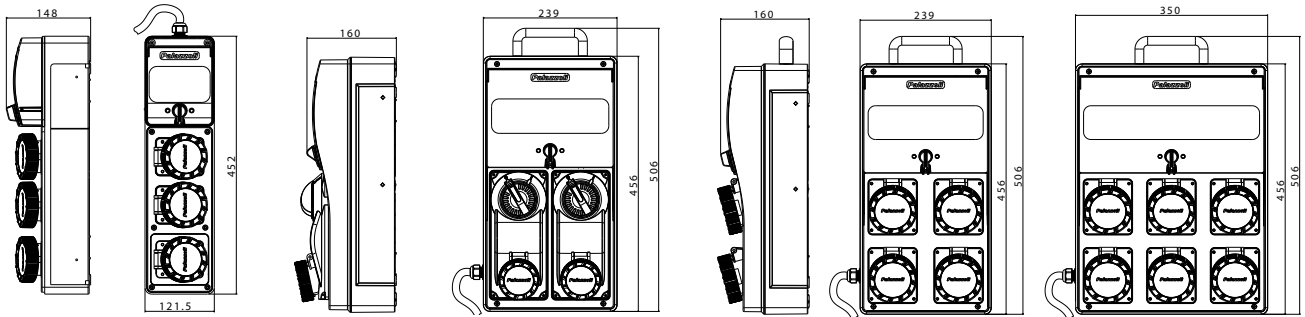
ENERGY BOX series

Distribution boards in insulating box





ENERGY GO series

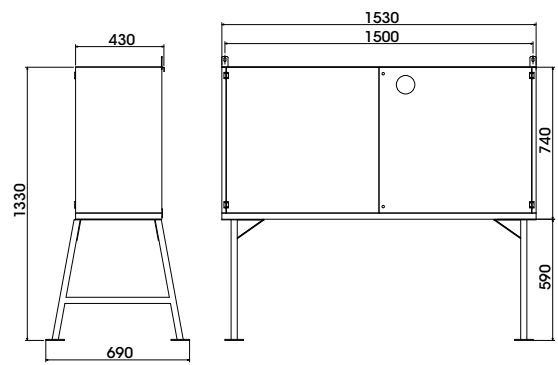
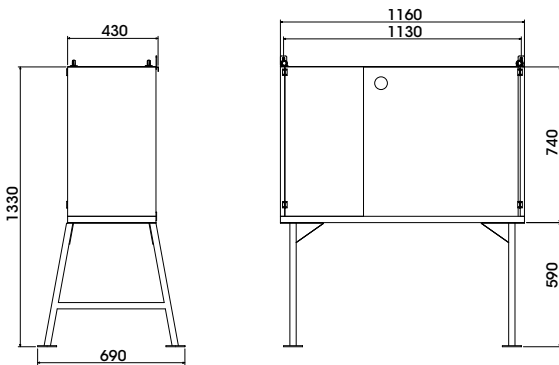


ENERGY METALBOX series

Distribution boards in metal cabinet

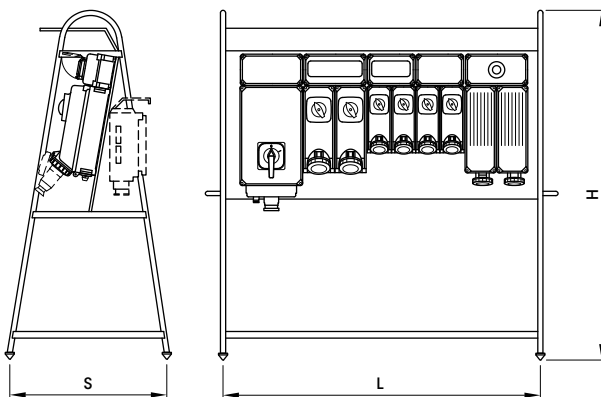
Dimensions 1160x740x430 up to 6 sockets

Dimensions 1530x740x430



ENERGY TAIS series

Distribution boards on stainless steel stand



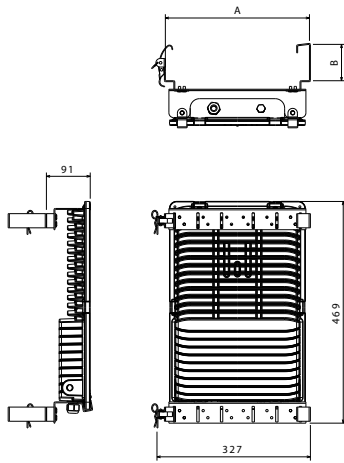
Type
With MCB - 5 sockets
With MCB - 6 sockets
With MCB - 7 to 9 sockets
With fuses - 5 sockets
With fuses - 6 to 10 sockets
With fuses - 11 sockets

L (mm)	H (mm)	S (mm)
1118	1335	565
1313	1335	565
1853	1685	748
803	1335	565
1313	1335	565
1853	1685	748

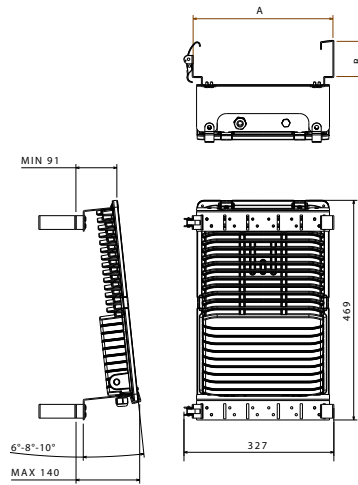


TIGUA LED series

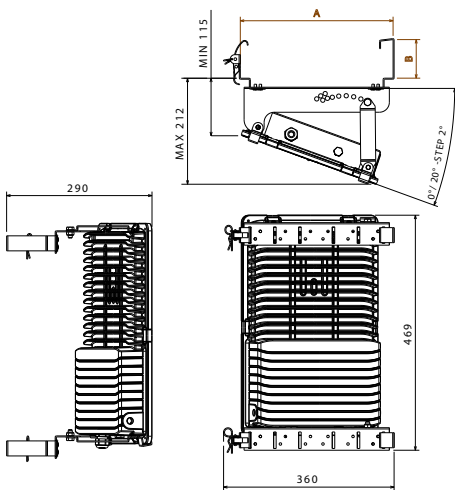
Horizontal quick coupling



Quick coupling with axial adjustment

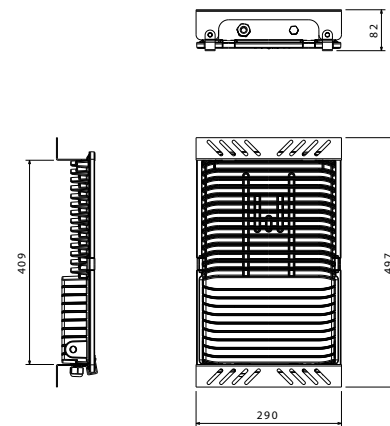


Quick release with transversal adjustment

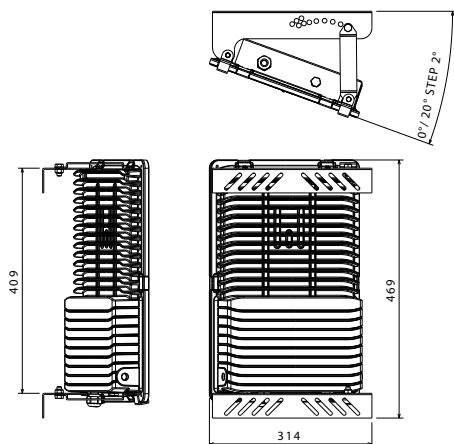


Cable tray	A (mm)	B (mm)
300x100	307	100
300x75	307	75
200x100	207	100
200x75	207	75
100x100	107	100
100x75	107	75

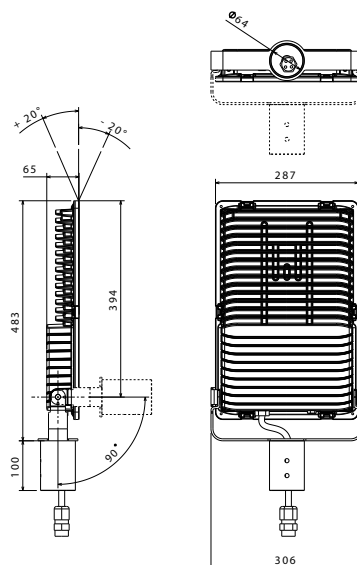
Direct screw coupling



Direct transversal screw coupling



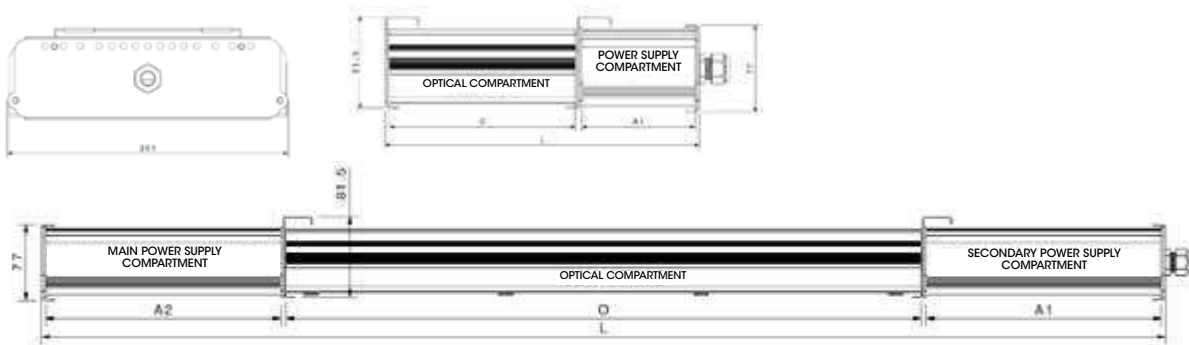
Pole-top roadway lighting systems





T54 series

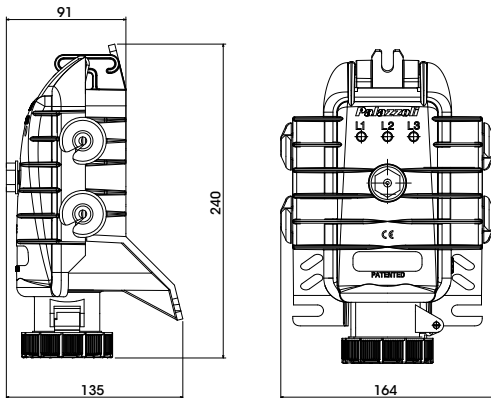
Tunnel light fixture



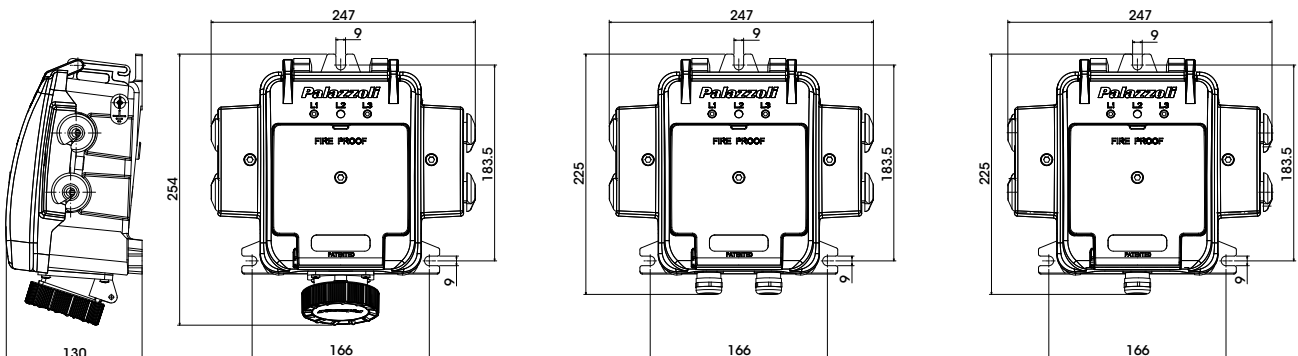
No. of LEDs	Rated flux (lm)	Power (W)	Non-dimmed				Reverberi or Umpi dimmed				Weight (Kg)
			A1	A2	O	L	A1	A2	O	L	
4	5220	35	180	-	171	364	180	-	171	364	4.9
6	7830	51	270	-	171	454	270	-	171	454	5.9
8	10440	67	270	-	251	534	270	-	251	534	6.7
12	15660	100	270	-	251	534	270	-	251	534	7.1
18	23490	150	270	-	330	613	270	-	330	613	8.2
24	31320	200	270	-	410	693	300	-	410	723	8.8
30	39150	249	270	-	489	772	300	-	489	802	9.7
36	46980	300	270	-	569	852	300	-	569	882	10.7
42	54810	348	270	270	648	1201	270	270	648	1201	14.6
48	62640	398	270	270	728	1281	270	270	728	1281	15.5
54	70.470	448	270	270	807	1360	270	270	807	1360	16.5

TUNNEL54 series

Insulation-piercing boxes for ordinary circuits



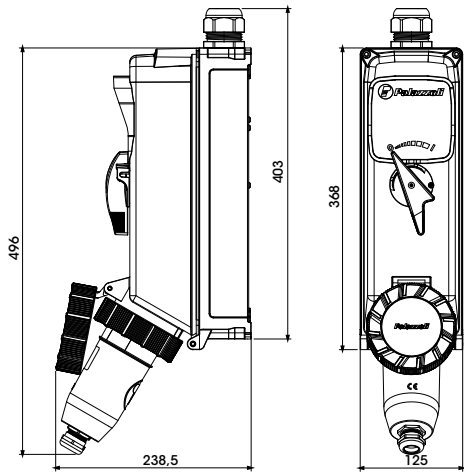
Insulation-piercing boxes for emergency circuits



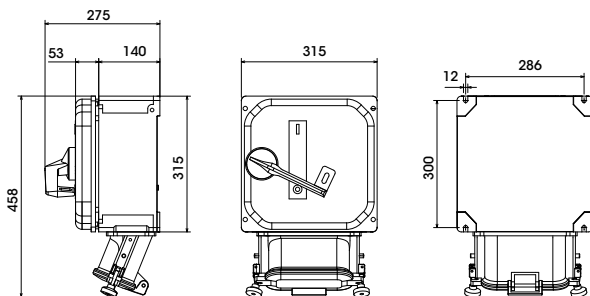


TUNNEL54 series

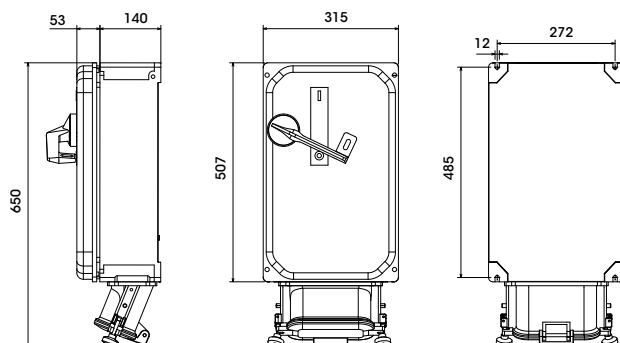
Sockets for fans
63A



63A



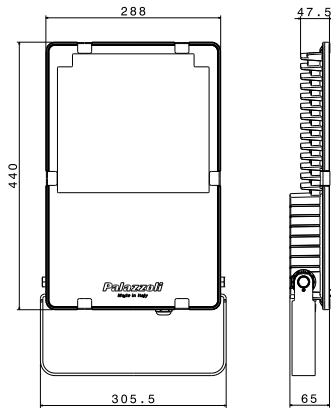
125A



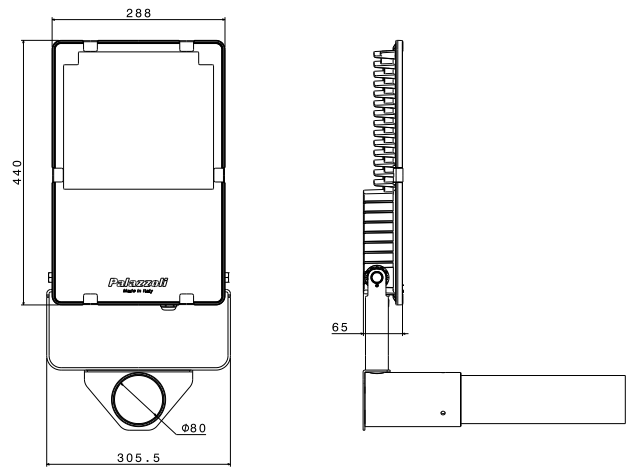


TIGUA LED series

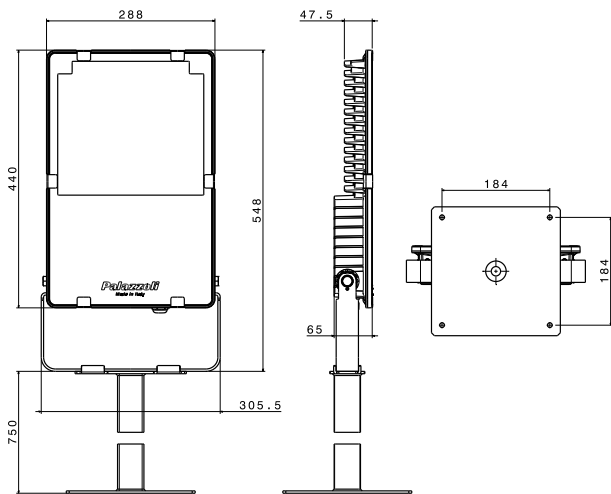
Wall-mounting with bracket



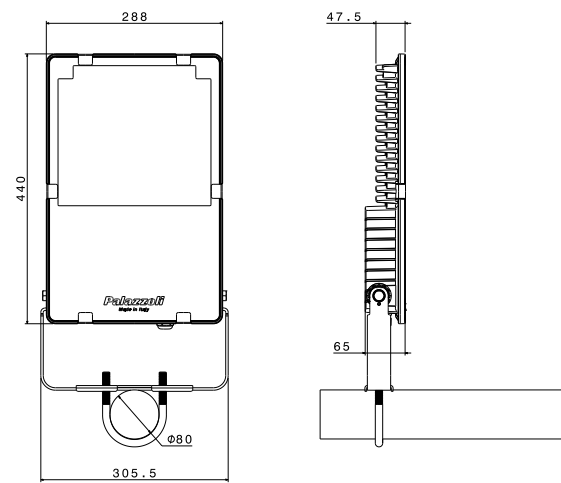
Pole-top mounting



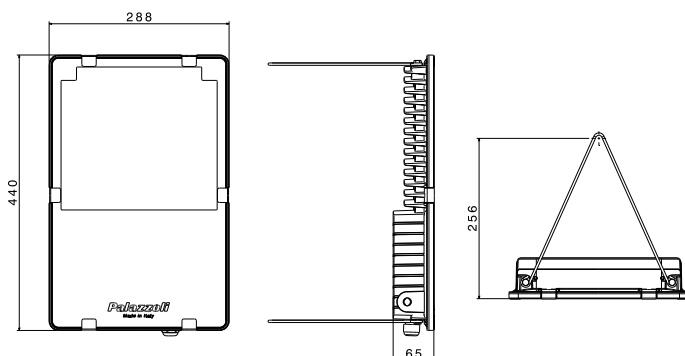
Wall-mounting with projecting bracket



Pole mounting with collar



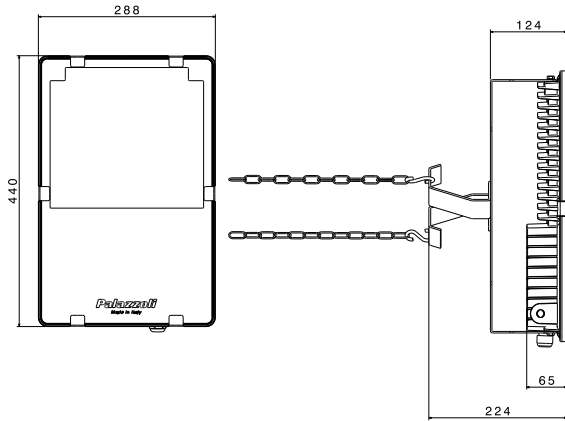
Double chain suspension



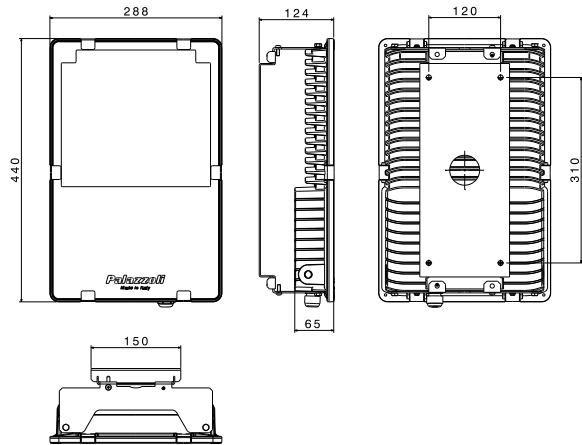


TIGUA LED series

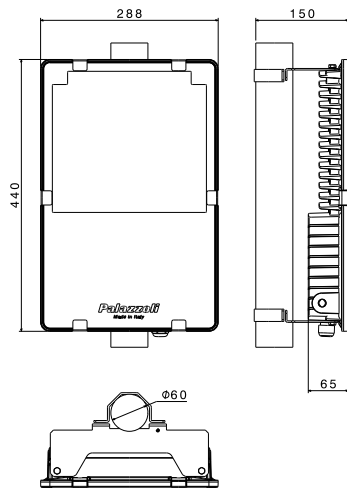
Adjustable double chain suspension



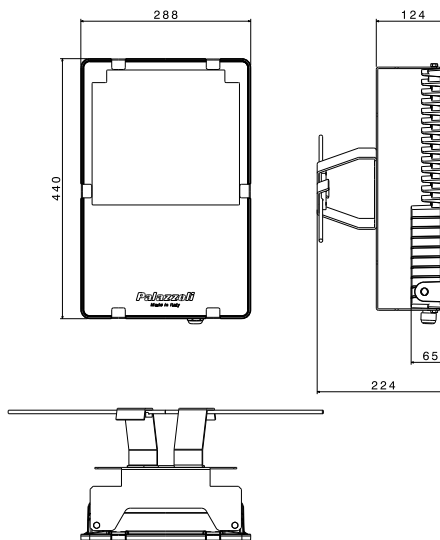
Ceiling mounting



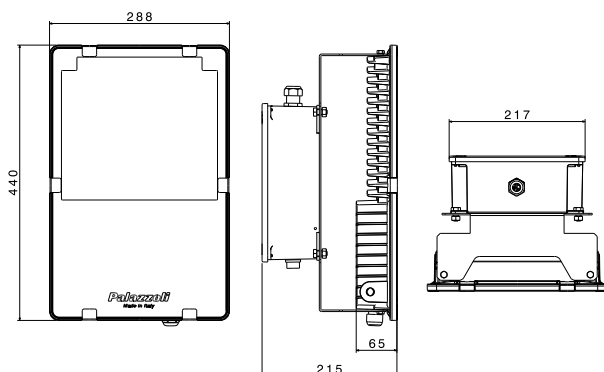
Horizontal pole mounting



Catenary wire suspension



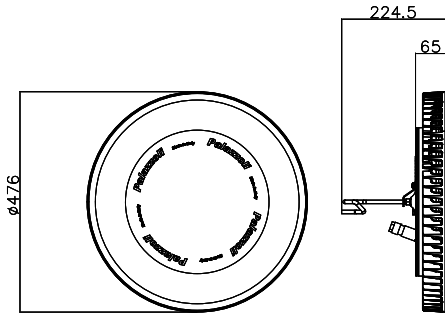
Emergency



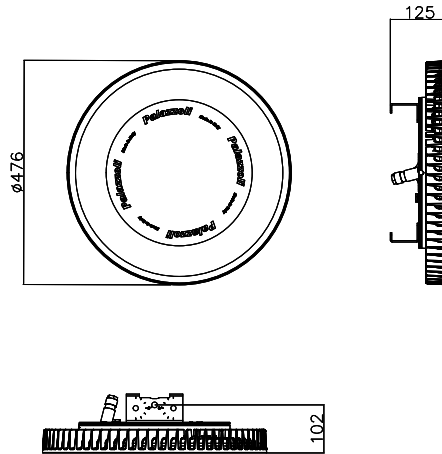


MITO LED series

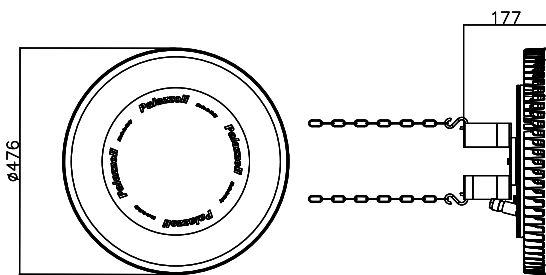
Suspension mounting



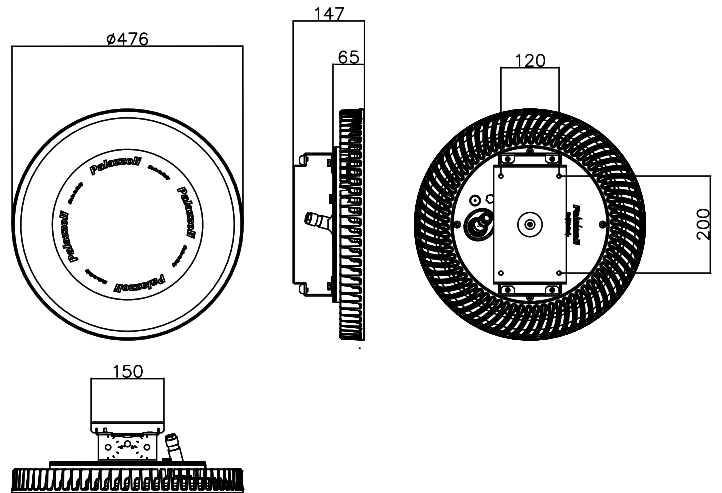
Double chain suspension



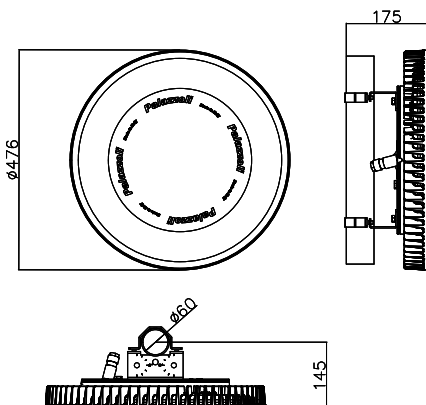
Adjustable double chain suspension



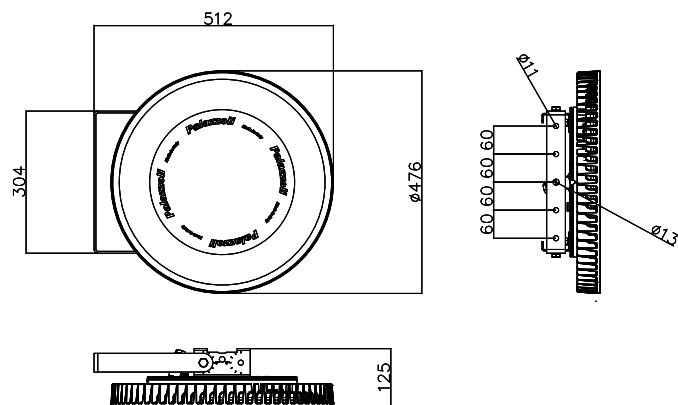
Ceiling mounting



Horizontal pole mounting



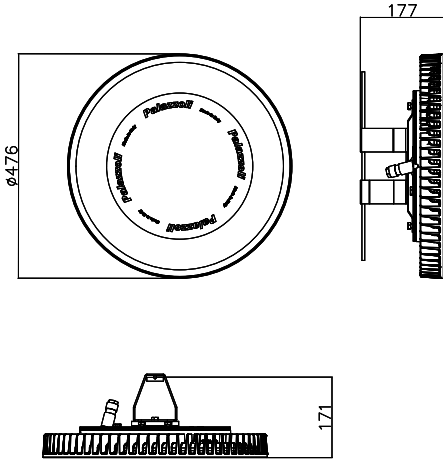
Wall-mounting with bracket



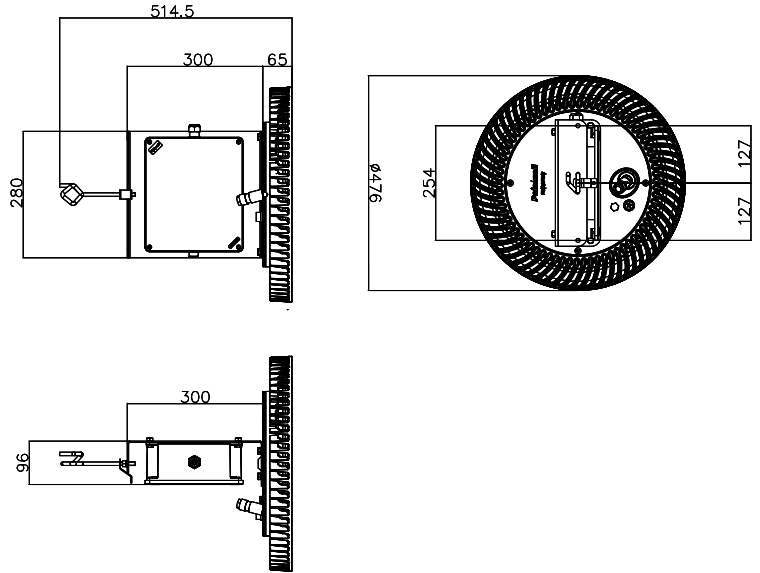


MITO LED series

Catenary wire suspension

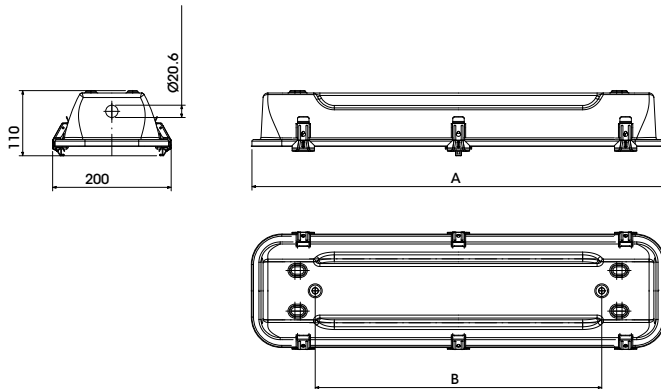


Emergency



RINO series

Steel light fixtures



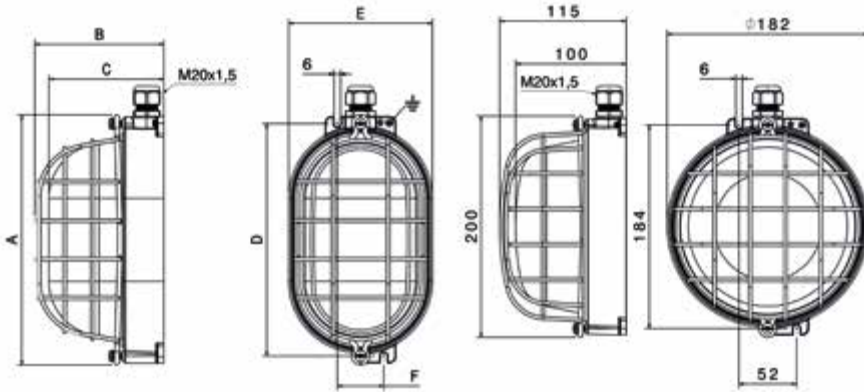
Fluorescent lamp type	A (mm)	B (mm)
14W T5 - 18W T8 - 24W T5	690	480
28W T5 - 36W T8 - 54W T5	1300	1090
35W T5 - 49W T5 - 58W T8 - 80W T5	1600	1395

LED type	A (mm)	B (mm)
20W - 22W - 24W - 40W (2x20)	690	480
38W - 40W (20+20) - 48W	1300	1090
44W - 58W	1600	1395



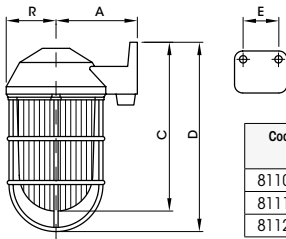
RINO series

Oval and round light fixtures in aluminium alloy



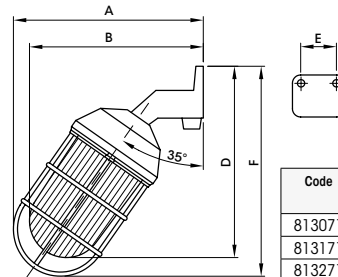
Power (W)	A (mm)	B (mm)	C (mm)	D (mm)	E (mm)	F (mm)
18	199	119	100	184	112	42
28	226	122	105	210	130	42
53	295	142	127	278	170	52

90° well glass fixtures in aluminium alloy



Code	A (mm)	R (mm)	C (mm)	D (mm)	E (mm)
811071	86	57	175	195	35
811171	105	71	192	207	43
811271	125	89	231	251	49

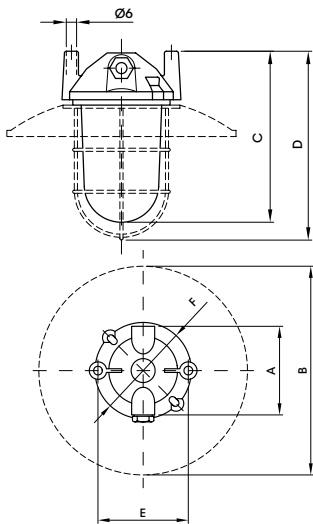
Angled well glass fixtures in aluminium alloy



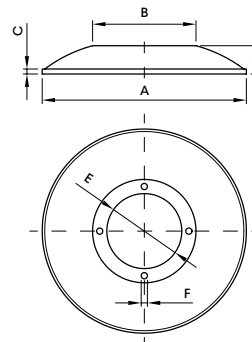
Code	A (mm)	B (mm)	D (mm)	F (mm)	E (mm)
813071	225	209	163	177	35
813171	246	230	183	197	43
813271	284	263	214	233	49

Well glass fixtures in aluminium alloy for ceiling mounting

Reflectors for well glass fixtures



Type	A (mm)	B (mm)	C (mm)	D (mm)	E (mm)	F (mm)
60W	106	245	180	200	108	113
100W	134	275	200	220	135	140
200W	170	325	245	265	172	177

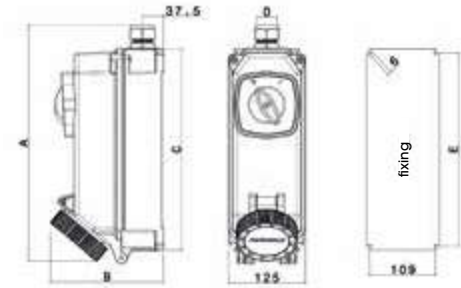


Code	A (mm)	B (mm)	C (mm)	D (mm)	E (mm)	F (mm)
819030	245	124	6	34	90	7.5
819130	275	155	7	42	116	8
819230	325	196	7	42	150	8

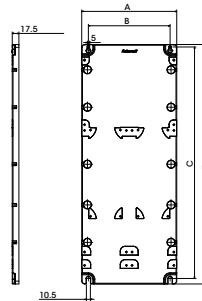


TAIS-EX series

Socket-outlets



Mounting plates

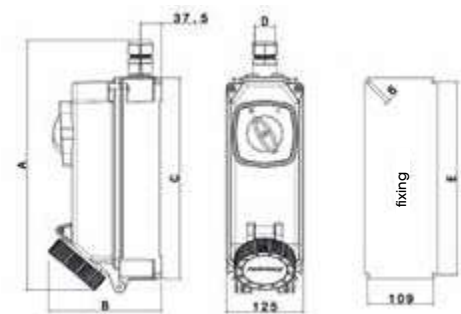


Rated current (A)	Poles	Entry cable Ø (mm)	A (mm)	B (mm)	C (mm)	D (mm)	E (mm)
16	2P++	12-18	380	159	335	M25	319
	3P++			164			
	3P+N++			175			
20 / 32	2P++	16-25	380	177	335	M32	319
	3P++			185			
	3P+N++						
40 / 63	2P++	16-25	423	203	370	M32 / M40	354
	3P++						
	3P+N++						

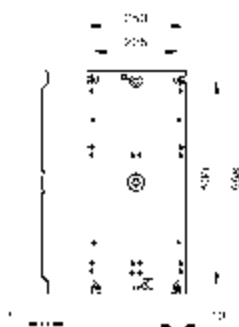
Code	A (mm)	B (mm)	C (mm)	D (mm)
538800	125	90	609	630
538802	250	215	609	630
538804	380	345	609	630

ALUPRES-EX series

Socket-outlets



Mounting plates

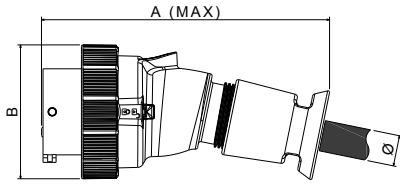


Rated current (A)	Poles	Entry cable Ø (mm)	A (mm)	B (mm)	C (mm)	D (mm)	E (mm)
16	2P++	12-18	350	150	315	M25	300
	3P++			155			
	3P+N++			160			
25 / 32	2P++	16-25	390	168	315	M32	300
	3P++			170			
	3P+N++						
40 / 63	2P++	16-25	430	188	355	M32	340
	3P++						
	3P+N++						



XCEE-EX series

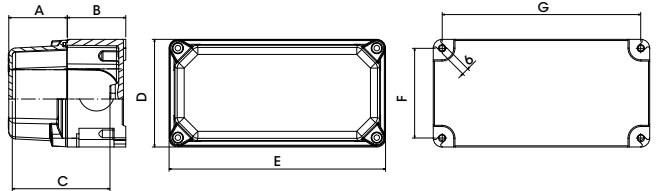
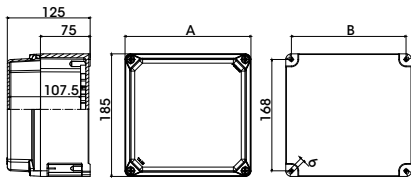
Plugs



Rated current (A)	No. of poles	A (mm)	B (mm)	Ø (mm)
16	2P+≋	167	72	6.3-18
	3P+≋	173.5	80	
	3P+N+≋	186.5	87	
32	2P+≋	194	93	11-23
	3P+≋			
	3P+N+≋	207	100	13-27

TAIS-EX series

Boxes

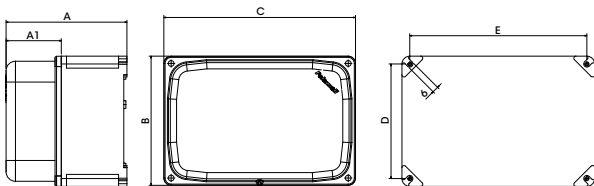


Code	A (mm)	B (mm)
532200EX - 532240EX	125	108
532201EX	190	173
532202EX - 532242EX	250	233
532203EX	290	273
532204EX - 532244EX	380	363

Code	A (mm)	B (mm)	C (mm)	D (mm)	E (mm)	F (mm)	G (mm)
532035EX	18	50	51	92	92	78	78
532045EX	18	50	51	92	125	78	111
532055EX	18	50	51	92	185	78	171
532116EX	18	75	75	125	125	111	111
532117EX	18	75	75	125	185	111	171
532118EX	18	75	75	125	250	111	238
532005EX	50	50	83	92	92	78	78
532006EX	50	50	83	92	125	78	111
532015EX	50	50	83	92	185	78	171
532016EX	50	75	100	125	125	111	111
532017EX	50	75	100	125	185	111	171
532018EX	50	75	100	125	250	111	238

ALUPRES-EX series

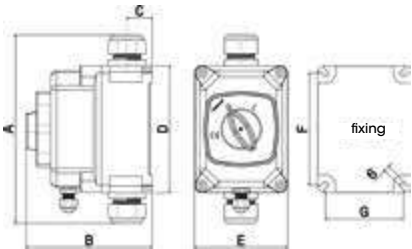
Boxes



Code	A (mm)	A1 (mm)	B (mm)	C (mm)	D (mm)	E (mm)
150021EX	73	10	155	155	141	141
511910EX	77	35	92	92	78	78
511911EX	92	50	92	125	78	111
511912EX	92	50	92	185	78	171
511913EX - 511914EX	113	50	125	125	111	111
511917EX - 511919EX	113	50	125	252	111	238
511920EX	145	50	185	185	171	171
511921EX	145	57	185	252	169	236
511922EX	108	13	220	220	192	205
511923EX	197	57	252	252	224	237

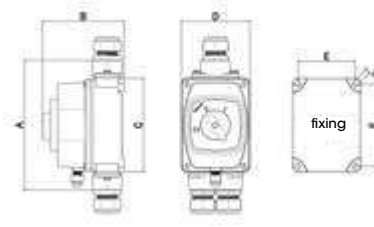
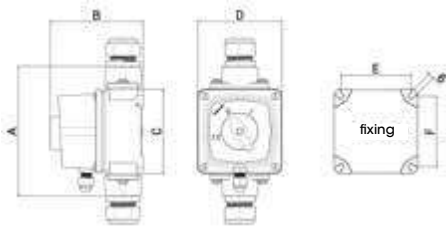


CAM-EX series in thermosetting GRP



Rated current (A)	Entry cable Ø (mm)	A (mm)	B (mm)	C (mm)	D (mm)	E (mm)	F (mm)	G (mm)
10-16	10-14	175	122	25	125	92	111	78
20-25	12-18							
32-40	16-25	260	165	37.5	185	125	169	109
50-63								

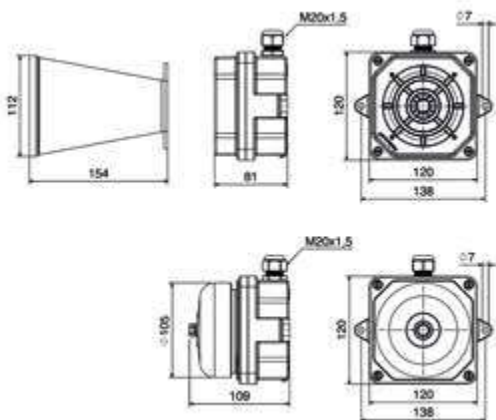
CAM-EX series in aluminium alloy



Code	Entry cable Ø (mm)	A (mm)	B (mm)	C (mm)	D (mm)	E (mm)	F (mm)						
272141EX	12-18	137,5	102	92	92	77	77						
272142EX													
272143EX													
272144EX		-	148	185	125	110	170						
272241EX		16-25	137,5	102	92	92	77	77					
272242EX													
272243EX													
272244EX	-								148	185	125	110	170
272301EX	16-25	232	137	125	125	110	110						
272302EX													
272303EX													
272304EX								-	148	185		170	
282402EX								292	148	185	125	110	170
282403EX													
282404EX													

Code	Entry cable Ø (mm)	Exit cable Ø (mm)	A (mm)	B (mm)	C (mm)	D (mm)	E (mm)	F (mm)					
272146EX	12-18	-	-	148	185	125	110	170					
272147EX													
272246EX													
272247EX													
272306EX	16-25	-	-	148	185	125	110	170					
272307EX				168									
282406EX				-					190	252	185	235	171
282407EX													

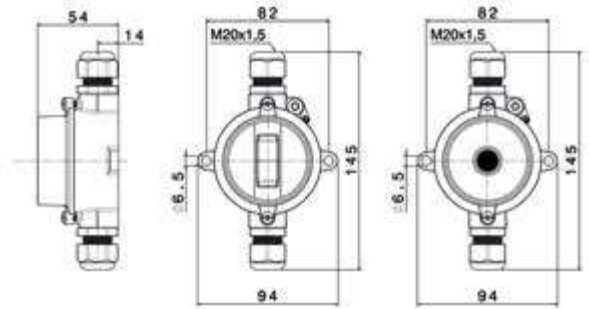
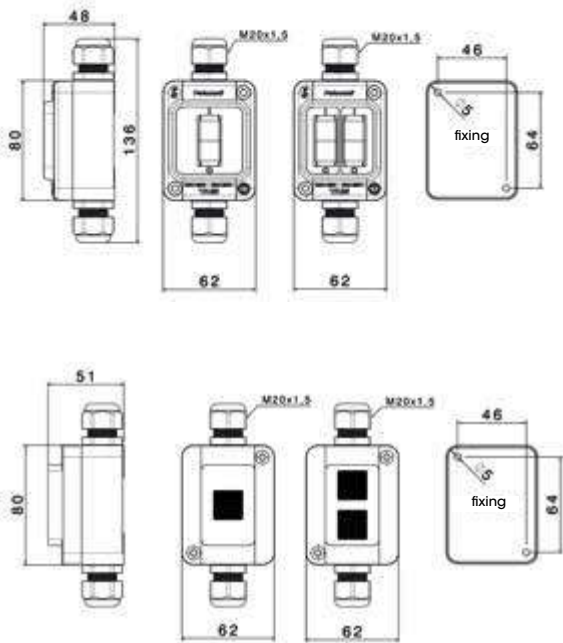
ALARM-EX series



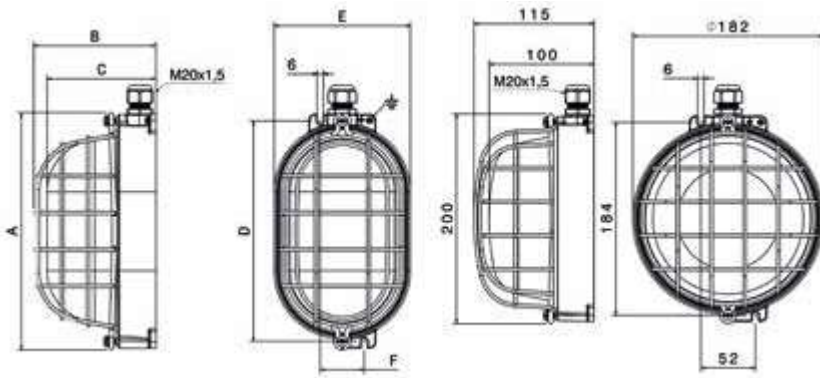


TAIS MIGNON-EX series

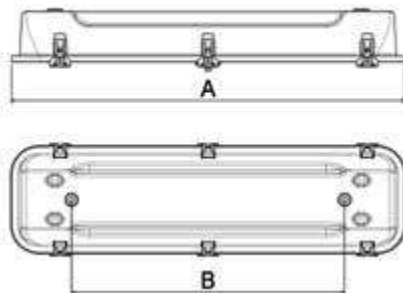
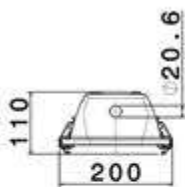
RONDÒ-EX series



RINO-EX series



Type of oval light fixture (W)	A (mm)	B (mm)	C (mm)	D (mm)	E (mm)	F (mm)
18	199	119	100	184	112	42
28	226	122	105	210	130	42
53	295	142	127	278	170	52



Fluorescent lamp type	A (mm)	B (mm)
18WT8	690	480
36WT8	1300	1090
58WT8	1600	1395

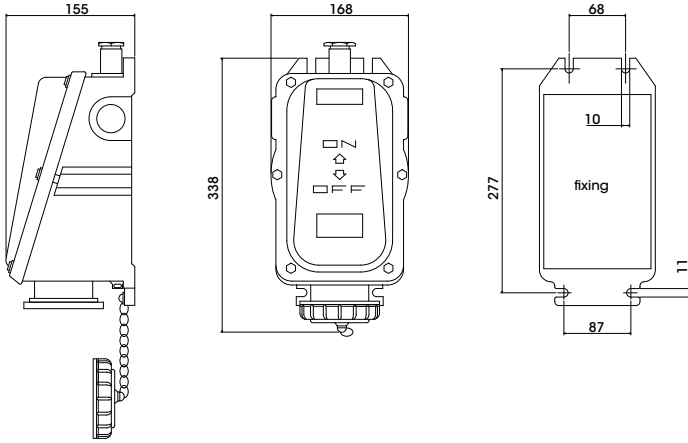
LED type	A (mm)	B (mm)
19W - 24W	690	480
36W - 38W	1300	1090
44W	1600	1395



NAVE series

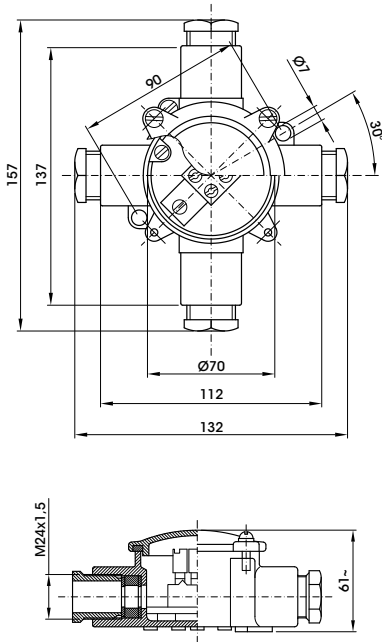
UNAV 2169

Socket for container

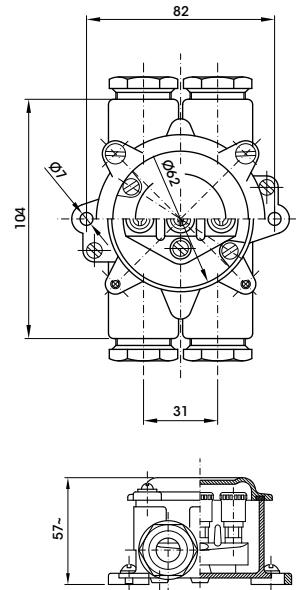


UNAV 1398

Junction boxes in brass

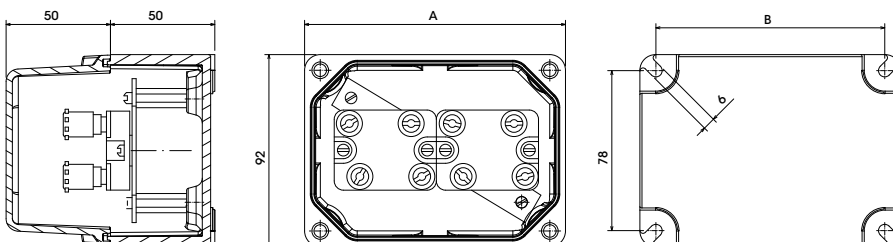


UNAV 2161



UNAV 2181

Junction boxes in thermosetting GRP

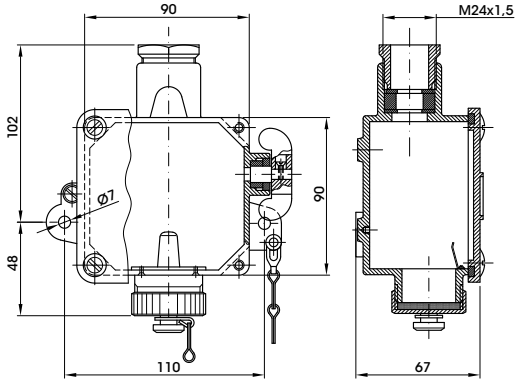


Code	A (mm)	B (mm)
115200	92	78
115201	125	111
115202	125	111

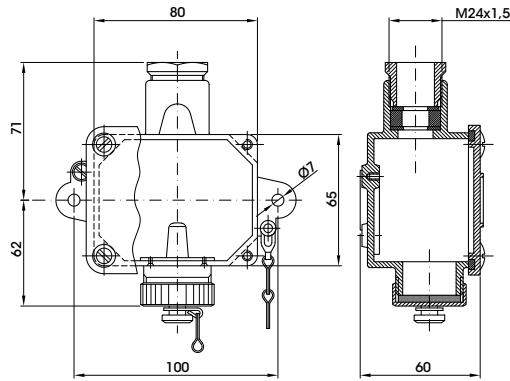


NAVE series

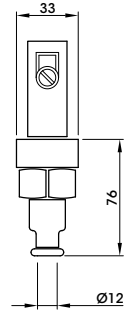
UNAV 1436
Interlocked socket-outlet



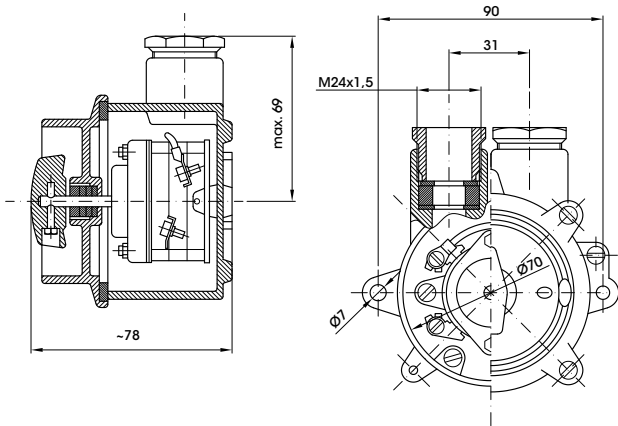
UNAV 1435
Socket



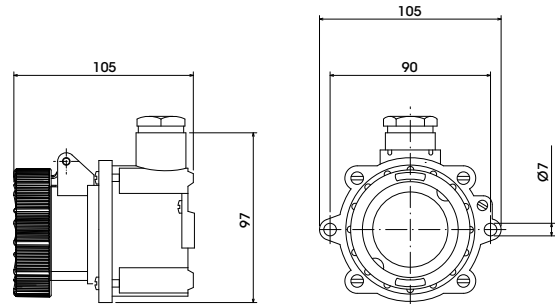
UNAV 1437
Plug



UNAV 2162
Switches and two-way switches in brass

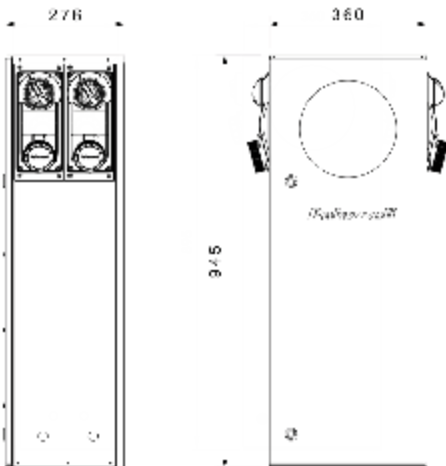


UNAV 2166
Industrial socket-outlets

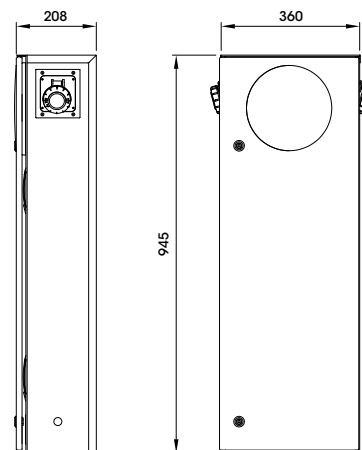


B-SMART series

Standard distribution turrets



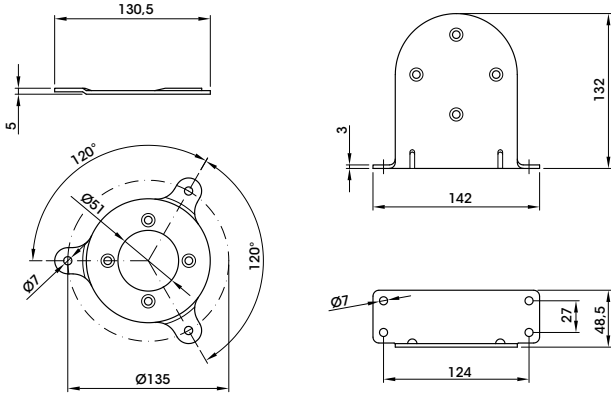
Compact distribution turrets



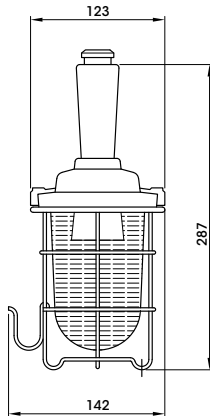


NAVE series

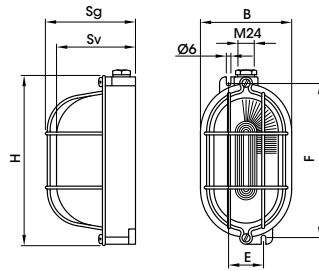
Accessories for well glass fixtures



UNAV 2137
Portable well glass fixture



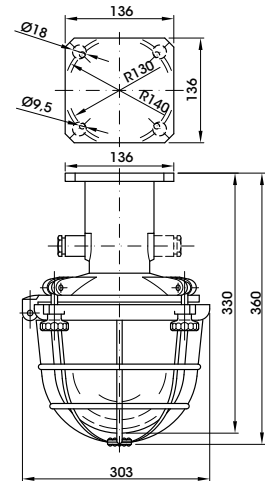
UNAV 2135
Oval light fixtures



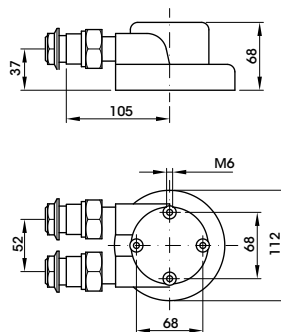
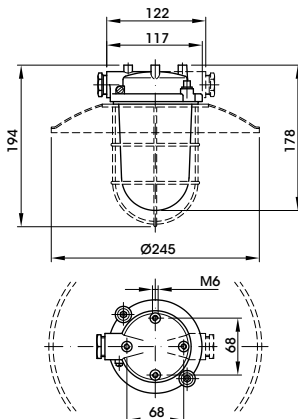
Type of oval light fixture (W)	Without cage Sv
60	100
75	105
1000	127

With wire cage Sg	Common dimensions (mm)			
	B	H	E	F
119	112	199	42	184
122	130	226	42	210
142	170	295	52	278

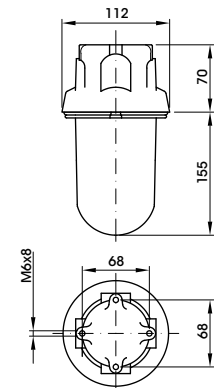
UNAV 2139
Well glass fixture



UNAV 2133-2134
Cylindrical well glass fixtures



UNAV 2132
Cylindrical well glass fixture





SEQUENTIAL INDEX

Palazzoli code	Marks	Pack Qty	Catalogue page	Palazzoli code	Marks	Pack Qty	Catalogue page	Palazzoli code	Marks	Pack Qty	Catalogue page	Palazzoli code	Marks	Pack Qty	Catalogue page	Palazzoli code	Marks	Pack Qty	Catalogue page
1				151045		1	248	151913		1	243	154648		1	243	190236		1	70
101021	3	12	207	151241		1	249	151914		1	243	154654		1	243	190246		1	70
101022		10	207	151242		1	249	151915		1	243	154704		1	242	2			
101025	7	12	208	151252		1	249	151920		1	243	154706		1	242	200016	7	1	173
101031	6	10	207	151264		1	249	151921		1	243	154708		1	242	201151	1	1	212
101035	7	10	208	151275	1	1	249	151922		1	243	154712		1	242	201152	1	1	212
101041		12	207	151285	1	1	249	151923		1	243	154718		1	242	201155	1	1	212
101045		12	208	151311	1	1	248	151924		1	243	154724		1	242	201156	1	1	212
101061		12	207	151322	1	1	248	151925		1	243	154730		1	242	201162	1	1	212
101081	11	12	208	151334	1	1	248	151930		1	253	154736		1	242	201166	1	1	212
101092		10	211	151345	1	1	248	151931		1	253	154742		1	242	202261	1-3-7	1	204
101095		10	208	151441	1	1	249	151932		1	253	154748		1	242	202262	1-3-7	10	204
101096		20	208	151442	1	1	249	151933		1	253	154754		1	242	202265	1-3-7	1	204
101121	7	8	207	151452	1	1	249	151940		1	253	154806		1	243	202266	1-3-7	1	204
101151	7	10	207	151464	1	1	249	151941		1	253	154812	1	1	243	202271	1-3-7	10	204
101156		10	208	151475	1	1	249	151942		1	253	154818	1	1	243	202275	1-3-7	1	204
101157		10	208	151485	1	1	249	152130		1	189	157001	1	1	247	202276	1-3-7	10	204
101161	1	207		151531	1	1	252	152140		1	189	157011		1	247	202282	1-3-7	10	204
101191	1	211		151532	1	1	252	152160		1	189	157012		1	247	202283	1-3-7	10	204
101221	1	211		151533	1	1	252	152230		1	189	157050		20	247	202291	1-3-7	1	209
112020		1	213	151534		1	252	152240		1	189	157051	1	20	247	202292	1-3-7	1	209
112030		10	213	151535		1	252	152260		1	189	157060	1	100	247	202293	1-3-7	1	209
112040		1	213	151541		1	252	152330		1	189	157101	1	1	247	202295	1-3-7	1	209
112094		30	213	151542		1	252	152340		1	189	157111	1	1	247	202296	1-3-7	1	209
113020		1	213	151543	1	1	252	152360		1	189	157112	1	1	247	202299	7	1	210
113030		10	213	151544	1	1	252	152430		1	189	158001	1	1	247	208103	7	1	171
113040		1	213	151553	1	1	253	152440		1	189	158011	1	1	247	208104	7-8	1	171
113094		20	213	151564	1	1	253	152460		1	189	158012	1	1	247	208162	7	1	171
113194	1	161		151575		1	253	152530		1	189	158101	1	1	247	208163	7	1	171
115125	1	353		151585		1	253	152540		1	189	158111		1	247	208164	7	1	171
115135	1	353		151611		1	251	154304		1	242	158112		1	247	208253	7	1	171
115145	1	353		151612		1	251	154308		1	242	158201		1	247	208254	7	1	171
115200	1	353		151613	1	1	251	154312		1	242	158211		1	247	208322	7	1	171
115201	1	353		151614	1	1	251	154406		1	242	159030		1	161	208323	7-8	1	171
115202	4	353		151641	1	1	249	154412		1	242	159032		1	161	208324	7-8	1	171
115628	1	353		151642	1	1	249	154418		1	242	159033		5	161	208403	7	1	171
115638	8	1	353	151652	1	1	249	154424		1	242	159034		1	161	208404	7	1	171
115648	8	1	353	151664	1	1	249	154430		1	242	159035		1	161	208632	7	1	171
150001	8	1	157	151675		1	249	154436		1	242	159036		1	161	208633	7-8	1	171
150006	8	1	157	151685		1	249	154442		1	242	159037		1	161	208634	7-8	1	171
150011	8	1	157	151880		1	253	154448		1	242	159040		10	161	209103	7	1	171
150016	8	1	157	151881		1	253	154454		1	242	159042		5	161	209104	7	1	171
150021	8	1	157	151890		1	253	154604		1	243	159043		1	161	209162	7	1	171
150026	8	1	157	151891		1	253	154606		1	243	159044		1	161	209163	7	1	171
150031	8	1	157	151900		1	253	154608		1	243	159045	7-8	1	161	209164	7	1	171
150041	8	1	157	151901		10	249	154612		1	243	159046	7-8	1	161	209253	7	1	171
150051	1	157		151902		10	249	154618		1	243	190124	7-8	1	70	209254	7	1	171
150061	1	157		151903		10	249	154624		1	243	190126	7-8	1	70	209322	7	1	171
151011	1	248		151910		1	243	154630		1	243	190136	7-8	1	70	209323	7	1	171
151022	1	248		151911		1	243	154636		1	243	190146	7-8	1	70	209324	7	1	171
151034	1	248		151912		1	243	154642		1	243	190226	7-8	1	70	209403	7	1	171

Marks: 1=IMQ 2=VDE 3=PR.i.na. 4=M.M.I. 5=ENEC 6=ULus 7=UKR 8=RETIE 9=KEMA 10=EX 11=SI-Israel 12=IECEX 13=INMETRO



SEQUENTIAL INDEX

Palazzoli code	Marks	Pack Qty	Catalogue page	Palazzoli code	Marks	Pack Qty	Catalogue page	Palazzoli code	Marks	Pack Qty	Catalogue page	Palazzoli code	Marks	Pack Qty	Catalogue page	Palazzoli code	Marks	Pack Qty	Catalogue page
209404	7	1	171	211256	1-6-7	1	178	216201	1-3-6-7	1	179	236161	1-3-6-7	1	178	265633	7	1	172
209632	7	1	171	212321	7	1	178	216202	1-3-6-7	1	179	236162	1-3-6-7	1	178	265634	7	1	172
209633	7	1	171	212322	7	1	178	216203	1-3-6-7	1	179	236163	1-3-6-7	1	178	266103	7	1	172
209634	7	1	171	212323	7	1	178	216204	1-3-6-7	1	179	236201	1-3-6-7	1	178	266104	7	1	172
210121	1-3-6-7	1	178	212324	7	1	178	216251	1-3-6-7	1	179	236202	1-3-6-7	1	178	266162	1-7	1	172
210122	1-3-6-7	1	178	212401	7	1	178	216252	1-3-6-7	1	179	236203	1-3-6-7	1	178	266163	1-7	1	172
210123	1-3-6-7	1	178	212402	7	1	178	216253	1-3-6-7	1	179	236251	1-3-6-7	1	178	266164	1-7	1	172
210124	1-3-6-7	1	178	212403	7	1	178	216254	1-3-6-7	1	179	236252	1-3-6-7	1	178	266322	1-7	1	172
210125	1-6-7	1	178	212404	7	1	178	217321	7	1	179	236253	1-3-6-7	1	178	266323	1-7	1	172
210126	1-6-7	1	178	212631	7	1	178	217322	7	1	179	237121	1-3-6-7	1	178	266324	1-7	1	172
210161	1-3-6-7	1	178	212632	7	1	178	217323	7	1	179	237122	1-3-6-7	1	178	266632	7	1	172
210162	1-3-6-7	1	178	212633	7	1	178	217324	7	1	179	237123	1-3-6-7	1	178	266633	7	1	172
210163	1-3-6-7	1	178	212634	7	1	178	217401	7	1	179	237161	1-3-6-7	1	178	266634	7	1	172
210164	1-3-6-7	1	178	214123	1-3-6-7	1	178	217402	7	1	179	237162	1-3-6-7	1	178	267103	7	1	172
210165	1-6-7	1	178	214124	1-3-6-7	1	178	217403	7	1	179	237163	1-3-6-7	1	178	267104	7	1	172
210166	1-6-7	1	178	214163	1-3-6-7	1	178	217404	7	1	179	237201	1-3-6-7	1	178	267162	1-7	1	172
210201	1-3-6-7	1	178	214164	1-3-6-7	1	178	217631	7	1	179	237202	1-3-6-7	1	178	267163	1-7	1	172
210202	1-3-6-7	1	178	214203	1-3-6-7	1	178	217632	7	1	179	237203	1-3-6-7	1	178	267164	1-7	1	172
210203	1-3-6-7	1	178	214204	1-3-6-7	1	178	217633	7	1	179	237251	1-3-6-7	1	178	267253	1-7	1	172
210204	1-3-6-7	1	178	214253	1-3-6-7	1	178	217634	7	1	179	237252	1-3-6-7	1	178	267254	1-7	1	172
210205	1-6-7	1	178	214254	1-3-6-7	1	178	218123	1-3-6-7	1	179	237253	1-3-6-7	1	178	267322	1-7	1	172
210206	1-6-7	1	178	214323	7	1	178	218163	1-3-6-7	1	179	239611		5	380	267323	1-7	1	172
210251	1-3-6-7	1	178	214324	7	1	178	218203	1-3-6-7	1	179	239612		5	380	267324	1-7	1	172
210252	1-3-6-7	1	178	214403	7	1	178	218253	1-3-6-7	1	179	239613		5	380	267403	7	1	172
210253	1-3-6-7	1	178	214404	7	1	178	219123	1-3-6-7	1	179	249538	1-7-8	1	368	267404	7	1	172
210254	1-3-6-7	1	178	214633	7	1	178	219163	1-3-6-7	1	179	249550	1-7-8	1	368	267632	7	1	172
210255	1-6-7	1	178	214634	7	1	178	219203	1-3-6-7	1	179	259538	1-7-8	1	368	267633	7	1	172
210256	1-6-7	1	178	215121	1-3-6-7	1	179	219253	1-3-6-7	1	179	259550	8	1	368	267634	7	1	172
211121	1-3-6-7	1	178	215122	1-3-6-7	1	179	220323	3-7	1	179	261021	1	1	213	268103	7	1	172
211122	1-3-6-7	1	178	215123	1-3-6-7	1	179	220403	3-7	1	179	261403	1-3-7	1	205	268104	7	1	172
211123	1-3-6-7	1	178	215124	1-3-6-7	1	179	220633	3-7	1	179	261413	1-3-7	1	205	268162	1-7	1	172
211124	1-3-6-7	1	178	215161	1-3-6-7	1	179	221123	1-3-6-7	1	179	261432		1	205	268163	1-7	1	172
211125	1-6-7	1	178	215162	1-3-6-7	1	179	221163	1-3-6-7	1	179	261433	1-3-7	1	205	268164	1-7	1	172
211126	1-6-7	1	178	215163	1-3-6-7	1	179	221203	1-3-6-7	1	179	261435	1-3-7	10	205	268253	1-7	1	172
211161	1-3-6-7	1	178	215164	1-3-6-7	1	179	221253	1-3-6-7	1	179	261445	1-3-7	1	205	268254	1-7	1	172
211162	1-3-6-7	1	178	215201	1-3-6-7	1	179	222123	1-3-6-7	1	179	261493	1-7	1	209	268322	1-7	1	172
211163	1-3-6-7	1	178	215202	1-3-6-7	1	179	222163	1-3-6-7	1	179	261495	1-3-7	1	209	268323	1-7	1	172
211164	1-3-6-7	1	178	215203	1-3-6-7	1	179	222203	1-3-6-7	1	179	261496	1-3-7	1	209	268324	1-7	1	172
211165	1-6-7	1	178	215204	1-3-6-7	1	179	222253	1-3-6-7	1	179	265103	7	1	172	268403	7	1	172
211166	1-6-7	1	178	215251	1-3-6-7	1	179	223323	3-7	1	179	265104	7	1	172	268404	7	1	172
211201	1-3-6-7	1	178	215252	1-3-6-7	1	179	223403	3-7	1	179	265162	1-7	1	172	268632	7	1	172
211202	1-3-6-7	1	178	215253	1-3-6-7	1	179	223633	3-7	1	179	265163	1-7	1	172	268633	7	1	172
211203	1-3-6-7	1	178	215254	1-3-6-7	1	179	232616		1	355	265164	1-7	1	172	268634	7	1	172
211204	1-3-6-7	1	178	216121	1-3-6-7	1	179	232626		1	355	265253	1-7	1	172	270225	7	1	173
211205	1-6-7	1	178	216122	1-3-6-7	1	179	232627		1	355	265254	1-7	1	172	270226		1	173
211206	1-6-7	1	178	216123	1-3-6-7	1	179	232628		1	355	265322	1-7	1	172	270227		1	173
211251	1-3-6-7	1	178	216124	1-3-6-7	1	179	232636		1	355	265323	1-7	1	172	270230		1	173
211252	1-3-6-7	1	178	216161	1-3-6-7	1	179	232637		1	355	265324	1-7	1	172	270231		1	173
211253	1-3-6-7	1	178	216162	1-3-6-7	1	179	236121	1-3-6-7	1	178	265403	7	1	172	270232		1	173
211254	1-3-6-7	1	178	216163	1-3-6-7	1	179	236122	1-3-6-7	1	178	265404	7	1	172	270235		1	173
211255	1-6-7	1	178	216164	1-3-6-7	1	179	236123	1-3-6-7	1	178	265632	7	1	172	270236		1	180

Certifications and marking of Palazzoli codes are in continuous development. Please visit the www.palazzoli.com website to view any updates.



SEQUENTIAL INDEX

Palazzoli code	Marks	Pack Qty	Catalogue page	Palazzoli code	Marks	Pack Qty	Catalogue page	Palazzoli code	Marks	Pack Qty	Catalogue page	Palazzoli code	Marks	Pack Qty	Catalogue page	Palazzoli code	Marks	Pack Qty	Catalogue page
270237	7	1	180	272243	7	1	184	275216	7	1	196	282402	7	1	184	292102	7	1	182
270239	7	1	180	272244	7	1	184	275217	7	1	196	282403	7	1	184	292103	7	1	182
270240	7	1	180	272246	7	1	185	275312	7	5	196	282404	7	1	184	292105	7	10	194
270241		1	173	272247	7	1	185	275313	7	5	196	282406	7	1	185	292116	7	1	194
270242		1	173	272252	7	1	186	275316	7	1	196	282407	7	1	185	292125	7	10	194
270243		1	180	272253	7	1	185	275317	7	1	196	282412	7	1	186	292136	7	1	194
270247	7	1	180	272255	7	1	186	276503	7	1	192	282413	7	1	185	292146	7	1	194
270248	7	1	180	272301	7	1	184	276507	7	1	192	282603	7	1	184	292156	7	1	194
270350	7	1	173	272302	7	1	184	276513	7	1	193	282607	7	1	185	292201	7	1	182
270500	7	1	173	272303	7	1	184	276600	7	1	192	282703	7	1	184	292202	7	1	182
270512	7	1	196	272304	7	1	184	276601	7	5	192	283053	7	1	187	292203	7	1	182
270513	7	1	196	272306	7	1	185	276602	7	5	192	283063	7	1	187	292301	7	1	182
270517	7	1	196	272307	7	1	185	276603	7	5	192	283073	7	1	187	292302	7	1	182
270528	7	1	197	272312	7	1	186	276604	7	1	192	283082	7	1	187	292303	7	1	182
270538	7	1	197	272313	7	1	185	276605	7	1	192	284042	7	1	187	292305	7	1	194
270628	7	2	197	272502	7	1	184	276606	7	1	192	284043	7	1	187	292316	7	1	194
270638	7	1	197	272503	7	1	184	276607	7	1	192	285412	7	5	196	292325	7	1	194
270728	7	1	197	272507	7	1	185	276608	7	1	193	285413	7	5	196	292336	7	1	194
270900	7	10	173-197	274031	7	1	187	276609	7	1	193	285416	7	1	196	292356	7	1	194
270901	7	1	381	274032	7	1	187	276610	7	1	193	285417	7	1	196	292411	7	1	182
270902	7	1	374	274033	7	1	187	276611	7	1	193	286603	7	1	192	292412	7	1	182
270903	7	1	374	274225	7	1	180	276612	7	5	193	286607	7	1	192	292413	7	1	182
270911	7	1	381	274302	7	1	187	276613	7	1	193	286703	7	1	192	292503	7	1	182
270912	7	1	374	274303	7	1	187	276701	7	1	192	286732	7	1	192	292508	7	1	198
270913	7	1	374	274304	7	1	187	276702	7	5	192	286762	7	1	192	292518	7	1	198
270914	7	1	374	274350	7	1	180	276703	7	5	192	286782	7	1	192	292528	7	2	198
270916	7	1	374	274500	7	1	180	276705	7	1	192	286902	7	1	192	292538	7	1	198
270921	7	1	381	274634	7	1	375	276706	7	1	192	286903	7	5	192	292603	7	1	182
270922	7	1	373	274637	7	1	375	276707	7	1	192	286906	7	1	192	292623	7	1	182
270932	7	1	373	274644	7	1	375	276712	7	5	193	286907	7	1	192	292703	7	1	182
270934	7	1	373	274647	7	1	375	276713	7	1	193	286912	7	1	193	292708	7	1	198
270936	7	1	373	274654	7	1	375	276801	7	1	192	286913	7	1	193	292728	7	1	198
270941	7	1	381	274657	7	1	375	276802	7	1	192	290163	7	1	100-183	292733	7	1	182
270951	7	1	381	274772	7	1	377	276803	7	1	192	290164	7	1	100-183	292733	7	1	182
270961	7	1	381	274808	7	1	375	276805	7	1	192	290323	7	1	100-183	293053	7	1	183
271225	7	1	180	274818	7	1	375	276806	7	1	192	290324	7	1	100-183	293063	7	1	183
271350	7	1	180	274828	7	1	375	276807	7	1	192	290521	7	1	183	293263	7	1	183
271500	7	1	180	274834	7	1	375	276812	7	1	193	290522	7	1	183	295107	1-7	10	198
272141	7	1	184	274837	7	1	375	276813	7	1	193	290523	7	1	183	295108	1-7	10	198
272142	7	1	184	274844	7	1	375	276910	7	1	194	290641	7	1	183	295117	1-7	1	197
272143	7	1	184	274847	7	1	375	276911	7	1	194	290642	7	1	183	295118	7	1	198
272144	7	1	184	274854	7	1	375	276912	7	1	194	290643	7	1	183	295127	1-7	1	198
272146	7	1	185	274857	7	1	375	276913	7	1	194	290762	7	1	100-183	295128	1-7	10	198
272147	7	1	185	274938	7	1	375	276930	7	1	194	290763	7	1	100-183	295137	7	1	197
272148	7	1	186	274948	7	1	375	276931	7	1	194	291163	7	1	100	295138	7	1	198
272152	7	1	186	275112	7	10	196	276932	7	1	194	291164	7	1	100	295147	7	5	198
272153	7	1	185	275113	7	10	196	280612	7	1	196	291323	7	1	100	295157	7	5	197
272155	7	1	186	275116	7	1	196	280613	7	1	196	291324	7	1	100	295167	7	1	198
272178	7	1	186	275117	7	1	196	280617	7	1	196	291633	7	1	100	295177	7	1	197
272241	7	1	184	275212	7	10	196	280712	7	1	196	291634	7	1	100	295308	7	5	198
272242	7	1	184	275213	7	10	196	280713	7	1	196	292101	7	1	182	295318	7	1	198
																295328	7	5	198

Marks: 1=IMQ 2=VDE 3=PR.i.n.a. 4=M.M.I. 5=ENEC 6=ULUS 7=UKR 8=RETIE 9=KEMA 10=EX 11=SI-Israel 12=IECEX 13=INMETRO



SEQUENTIAL INDEX

Palazzoli code	Marks	Pack Qty	Catalogue page	Palazzoli code	Marks	Pack Qty	Catalogue page	Palazzoli code	Marks	Pack Qty	Catalogue page	Palazzoli code	Marks	Pack Qty	Catalogue page	Palazzoli code	Marks	Pack Qty	Catalogue page
295338	7	1	198	382163	1-3-6-7	1	179	403249	7	1	111	410239	1	1	89	415002	7	1	112
3				382203	1-3-6-7	1	179	403324	7	1	111	410244	1	1	89	415011	7	1	113
302044		1	207	382253	1-3-6-7	1	179	403326	7	1	111	410246	1	1	89	415012	7	1	113
302054		1	207	4				403329	7	1	111	410247	1	1	89	415101	7	1	112
302091		10	215	400124	7	1	110	403334	7	1	111	410249	1	1	89	415102	7	1	112
302092		10	215	400126	7	1	110	403336	7	1	111	410324	1	1	89	415801	7	1	113
302093		10	215	400129	7	1	110	403339	7	1	111	410326	1	1	89	415802	7	1	113
302095		10	215	400134	7	1	110	403344	7	1	111	410329	1	1	89	415901	7	1	113
302097		10	215	400136	7	1	110	403346	7	1	111	410334	1	1	89	415902	7	1	113
302144		1	207	400139	7	1	110	403349	7	1	111	410336	1	1	89	415903	7	1	113
302154		1	207	400144	7	1	110	406126	7	1	111	410337	1	1	89	415904	7	1	113
302192		10	215	400146	7	1	110	406136	7	1	111	410339	1	1	89	416124	1	1	89
302193		30	215	400149	7	1	110	406146	7	1	111	410344	1	1	89	416126	1	1	89
302195		30	215	400224	7	1	110	406226	7	1	111	410346	1	1	89	416136	1	1	89
302197		30	215	400226	7	1	110	406233	7	1	111	410347	1	1	89	416146	1	1	89
339039		3	215	400229	7	1	110	406236	7	1	111	410349	1	1	89	416224	1	1	89
339041		3	215	400233	7	1	110	406246	7	1	111	410434	1	1	89	416226	1	1	89
339147		3	215	400234	7	1	110	406326	7	1	111	410436	1	1	89	416236	1	1	89
339150		3	215	400236	7	1	110	406336	7	1	111	410437	1	1	89	416246	1	1	89
339259		3	215	400239	7	1	110	406346	7	1	111	410439	1	1	89	416336	1	1	89
339367		1	215	400244	7	1	110	407030		1	213	410444	1	1	89	416346	1	1	89
339988		1	215	400246	7	1	110	407031		1	213	410446	1	1	89	416436	1	1	89
339998		10	215	400249	7	1	110	408126	7	1	112	410447	1	1	89	416446	1	1	89
346338	1-7-8	1	370	400324	7	1	110	408136	7	1	112	410449	1	1	89	419000		1	91-113
346350	1-7-8	1	370	400326	7	1	110	408146	7	1	112	412124	1	1	89	419001	1-8	5	52-91
347001		10	375	400329	7	1	110	408226	7	1	112	412126	1	1	89	419002	1-8	5	52-91
347002		1	375	400334	7	1	110	408233	7	1	112	412136	1	1	89	419003	1-8	5	52-91
347003		50	375	400336	7	1	110	408236	7	1	112	412146	1	1	89	419004	1-8	5	52-91
347005		50	375	400339	7	1	110	408246	7	1	112	412224	1	1	89	419005	1	5	52-91
348117		25	215	400344	7	1	110	408326	7	1	112	412226	1	1	89	419006	1	5	52-91
348122		25	215	400346	7	1	110	408336	7	1	112	412233	1	1	89-351	419021	1-8	5	52-91
348123		25	215	400349	7	1	110	408346	7	1	112	412236	1	1	89	419022	1-8	5	52-91
348326		25	215	401030		1	213	409873	7	1	112	412246	1	1	89	419023	1-8	5	52-91
348333		5	215	401031		1	213	410124	1	1	89	412336	1	1	89	419024	1-8	5	52-91
349117		25	215	403124	7	1	111	410126	1	1	89	412346	1	1	89	419025	1	5	52-91
349122		25	215	403126	7	1	111	410129	1	1	89	412436	1	1	89	419026	1	5	52-91
349123		25	215	403129	7	1	111	410134	1	1	89	412446	1	1	89	419031	1-8	5	52-91
349217		25	215	403134	7	1	111	410136	1	1	89	413124	1	1	89	419032	1-8	5	52-91
349326		25	215	403136	7	1	111	410137	1	1	89	413126	1	1	89	419033	1-8	5	52-91
349333		5	215	403139	7	1	111	410139	1	1	89	413136	1	1	89	419034	1-8	5	52-91
349538	1-7-8	1	370	403144	7	1	111	410144	1	1	89	413146	1	1	89	419035	1	5	52-91
349550	1-7-8	1	370	403146	7	1	111	410146	1	1	89	413224	1	1	89	419036	1	5	52-91
356338	1-7-8	1	370	403149	7	1	111	410147	1	1	89	413226	1	1	89	419120	1	1	90
356350	8	1	370	403224	7	1	111	410149	1	1	89	413236	1	1	89	419121	1	1	90
359538	1-7-8	1	370	403226	7	1	111	410224	1	1	89	413246	1	1	89	419122	1	1	90
359550	8	1	370	403229	7	1	111	410226	1	1	89	413336	1	1	89	419123	1	1	90
381123	1-3-6-7	1	179	403234	7	1	111	410229	1	1	89	413346	1	1	89	419124	1	1	90
381163	1-3-6-7	1	179	403236	7	1	111	410233	1	1	89	413436	1	1	89	419126	1	1	90
381203	1-3-6-7	1	179	403239	7	1	111	410234	1	1	89	413446	1	1	89	419127	1	1	90
381253	1-3-6-7	1	179	403244	7	1	111	410236	1	1	89	415000	7	100	113	419128	1	1	90
382123	1-3-6-7	1	179	403246	7	1	111	410237	1	1	89	415001	7	1	112	419129	1	1	90

Certifications and marking of Palazzoli codes are in continuous development. Please visit the www.palazzoli.com website to view any updates.



SEQUENTIAL INDEX

Palazzoli code	Marks	Pack Qty	Catalogue page	Palazzoli code	Marks	Pack Qty	Catalogue page	Palazzoli code	Marks	Pack Qty	Catalogue page	Palazzoli code	Marks	Pack Qty	Catalogue page	Palazzoli code	Marks	Pack Qty	Catalogue page
419130	1	1	90	419324	1	1	90	419449	1	1	90	449538	1-7-8	1	371	469233	7-8	1	98-349
419131	1	1	90	419326	1	1	90	421029	7-8	1	120	449550	1-7-8	1	371	469236	7-8	1	98
419132	1	1	90	419327	1	1	90	421909	7	1	377	451638	1-7-8	1	371	469873	7-8	1	99
419133	1	1	90	419328	1	1	90	422039	7-8	1	120	453238	1-2-7-8	1	371	470126	7-8	1	98
419134	1	1	90	419329	1	1	90	427019	7	1	120	454338	1-2-7-8	1	370	470136	7-8	1	98
419135	1	1	90	419330	1	1	90	427909	7	1	377	456311	7-8	1	371	470146	7-8	1	98
419136	1	1	90	419331	1	1	90	431237	7	10	205	456322	1-7-8	1	371	470226	7-8	1	98
419137	1	1	90	419332	1	1	90	431252	1-4-3-7	10	210	456338	1-7-8	1	371	470233	7-8	1	98
419138	1	1	90	419333	1	1	90	431611	1-7	1	371	456344	1-7-8	1	371	470236	7-8	1	98
419139	1	1	90	419334	1	1	90	431622	1-7-8	10	371	456350	1-7-8	1	371	470246	7-8	1	98
419140	1	1	90	419335	1	1	90	433052	1-2-7-8	10	27	457538	8	1	370	470326	7-8	1	98
419141	1	1	90	419336	1	1	90	433211	1	1	371	459311	7-8	1	371	470336	7-8	1	98
419142	1	1	90	419337	1	1	90	433222	1-7-8	1	371	459322	1-7-8	1	371	470346	7-8	1	98
419143	1	1	90	419338	1	1	90	436311	1-2-7-8	1	371	459344	1-7-8	1	371	471002	7-8	1	56
419144	1	1	90	419339	1	1	90	436312	1-7-8	1	371	459538	1-7-8	1	371	471003	1-7	1	57
419145	1	1	90	419340	1	1	90	436322	1-7	1	371	459550	1-7-8	1	371	471004	1-7	1	206
419146	1	1	90	419341	1	1	90	436338	1-7-8	1	371	460126	8	1	122	471005	7	1	56
419147	1	1	90	419342	1	1	90	437012	1-7-8	10	27	460136	7-8	1	122	471007	1-7	1	57
419149	1	1	90	419343	1	1	90	437022	1	10	27	460146	7-8	1	122	471011	1-7	1	56
419220	1	1	90	419344	1	1	90	437152	1	10	27	460226	7-8	1	122	471012	1-7	1	56
419221	1	1	90	419345	1	1	90	438124	1	1	37	460233	8	1	122-350	471013	1-7	1	57
419222	1	1	90	419346	1	1	90	438126	5-7-8-9	1	37	460236	7-8	1	122	471015	1-7	1	56
419223	1	1	90	419347	1	1	90	438136	5-7-8-9	1	37	460246	8	1	122	471017	1-7	1	57
419224	1	1	90	419349	1	1	90	438146	5-7-8-9	1	37	460326	8	1	122	471018	1-7	1	56
419226	1	1	90	419420	1	1	90	438224	5-7-8-9	1	37	460336	8	1	122	471019	1-7	1	56
419227	1	1	90	419421	1	1	90	438226	5-7-8-9	1	37	460346	8	1	122	471022	1-7	1	57
419228	1	1	90	419422	1	1	90	438236	5-7-8-9	1	37	460436	8	1	122	471032	1-7	1	57
419229	1	1	90	419423	1	1	90	438246	5-7-8-9	1	37	460446	8	1	122	471035	1-7	1	57
419230	1	1	90	419424	1	1	90	439124	5-7-8-9	1	37	461121	8	1	354	471042	1-7	1	57
419231	1	1	90	419426	1	1	90	439126	5-7-8-9	1	37	461131		1	354	471045	1-7	1	57
419232	1	1	90	419427	1	1	90	439136	5-7-8-9	1	37	461151		1	354	471051	1-7	1	57
419233	1	1	90	419428	1	1	90	439146	5-7-8-9	1	37	462131		1	354	471054	1-7	1	211
419234	1	1	90	419429	1	1	90	439224	5-7-8-9	1	37	462151		1	354	471056	1-7	1	211
419235	1	1	90	419430	1	1	90	439226	5-7-8-9	1	37	466126		1	122	471058	1-7	1	57
419236	1	1	90	419431	1	1	90	439233	5-7-8-9	1	37	466136	8	1	122	471059	1-7	1	57
419237	1	1	90	419432	1	1	90	439236	5-7-8-9	1	37	466146	8	1	122	471062	1-7	1	57
419238	1	1	90	419433	1	1	90	439246	5-7-8-9	1	37	467021	8	10	354	471063	1-7	1	57
419239	1	1	90	419434	1	1	90	441638	5-7-8-9	1	371	467031		10	354	471064	1-7	1	211
419240	1	1	90	419435	1	1	90	443238	1-2-7-8	1	371	467051		10	354	471065	1-7	1	57
419241	1	1	90	419436	1	1	90	444338	1-2-7-8	1	370	467124		1	98	471066	1-7	1	211
419242	1	1	90	419437	1	1	90	446311	7-8	1	371	467126	7-8	1	98	471067	1-7	1	57
419243	1	1	90	419438	1	1	90	446312	1-7-8	1	371	467136	7-8	1	98	471072	1-7	1	57
419244	1	1	90	419439	1	1	90	446322	7	1	371	467146	7-8	1	98	471075	1-7	1	57
419245	1	1	90	419440	1	1	90	446338	1-7-8	1	371	468224	7-8	1	97	471094	1-7	1	206
419246	1	1	90	419441	1	1	90	446344	1-7-8	1	371	468226	7-8	1	97	471102	1-7	1	56
419247	1	1	90	419442	1	1	90	446350	1-7-8	1	371	468229	7-8	1	97	471103	1-7	1	57
419249	1	1	90	419443	1	1	90	447538	1-7-8	1	370	468233	7-8	1	97	471104	1-7	1	206
419320	1	1	90	419444	1	1	90	449311	7-8	1	371	468234	7-8	1	97	471105	7	1	56
419321	1	1	90	419445	1	1	90	449312	1-7-8	1	371	468236	7-8	1	97	471107	1-7	1	57
419322	1	1	90	419446	1	1	90	449322	7	1	371	468239	7-8	1	97	471108	1-7	1	57
419323	1	1	90	419447	1	1	90	449344	1-7-8	1	371	469226	7-8	1	98	471111	1-7	1	57

Marks: 1=IMQ 2=VDE 3=PR.i.na. 4=M.M.I. 5=ENEC 6=ULUS 7=UKR 8=RETIE 9=KEMA 10=EX 11=SI-Israel 12=IECEX 13=INMETRO



SEQUENTIAL INDEX

Palazzoli code	Marks	Pack Qty	Catalogue page	Palazzoli code	Marks	Pack Qty	Catalogue page	Palazzoli code	Marks	Pack Qty	Catalogue page	Palazzoli code	Marks	Pack Qty	Catalogue page	Palazzoli code	Marks	Pack Qty	Catalogue page
471112	1-7	1	56	471476	1-7-8	1	370	472247	7-8	1	119	472463	1-7-8	1	119	472731	1-7-8	1	97
471113	1-7	1	57	471477	1-2-7-8	1	371	472248	1-7-8	1	120	472466	1-7-8	1	119	472732	1-7-8	1	97
471114	1-7	1	206	471479	1-7-8	2	372	472253	7-8	1	119	472473	7-8	1	119	472733	1-7-8	1	122
471115	7	1	56	471482	7	5	370	472256	1-7-8	1	119	472486	7-8	1	119	472734	1-7-8	1	122
471117	1-7	1	57	471483	1-2-7-8	1	371	472257	1-7-8	1	119	472496	7-8	1	119	472735	1-7-8	1	122-350
471118	1-7	1	57	471486	1-7-8	1	370	472258	1-7-8	1	120	472518	7-8	1	120	472740	7-8	1	97
471122	1-7	1	57	471487	1-2-7-8	1	371	472263	7-8	1	119	472528	7-8	1	120	472741	1-7-8	1	97
471123	1-7	1	57	471519	1-7-8	1	371	472266	1-7-8	1	119	472533	8	1	119	472742	1-7-8	1	97
471132	1-7	1	57	471520	8	1	371	472273	1-7-8	1	119	472536	1-7-8	1	119	472750	1-7-8	1	97
471135	1-7	1	57	471529	8	1	371	472276	1-7-8	1	119	472543	1-7-8	1	119	472751	1-7-8	1	97
471142	1-7	1	57	471531	8	1	371	472283	1-7-8	1	119	472546	1-7-8	1	119	472752	1-7-8	1	97
471145	7	1	57	471602	8	1	56	472286	1-7-8	1	119	472547	7-8	1	119	472754	1-7-8	1	97
471151	1-7	1	56	471603	1-7	1	57	472293	1-7-8	1	119	472553	1-7-8	1	119	472755	8	1	97
471154	1-7	1	211	471605	1-7	1	56	472296	1-7-8	1	119	472556	1-7-8	1	119	472760	8	1	97
471156	1-7	1	211	471607	1-7	1	57	472323	1-7-8	1	119	472557	1-7-8	1	119	472761	7-8	1	97
471162	1-7	1	57	471632	1-7	1	57	472326	1-7-8	1	119	472558	8	1	119	472762	1-7-8	1	97
471164	1-7	1	211	471635	1-7	1	57	472327	1-7-8	1	119	472559	8	1	119	472771	7-8	1	97
471165	1-7	1	57	471662	1-7	1	57	472333	1-7-8	1	119	472560	8	1	119	472780	1-7-8	1	97
471166	1-7	1	211	471665	1-7	1	57	472336	1-7-8	1	119	472561	8	1	119	472781	1-7-8	1	97
471172	1-7	1	57	471812	7	1	122	472337	1-7-8	1	119	472586	8	1	119	472790	1-7-8	1	97
471175	1-7	1	57	471818	1-7-8	1	122	472343	1-7-8	1	119	472610	1-7-8	1	97	472791	1-7-8	1	97
471177	1-7	1	57	471819	7-8	1	102	472346	1-7-8	1	119	472611	1-7-8	1	97	472810	1-7-8	1	97
471204	1-7	10	206	471832	7	1	122	472347	1-7-8	1	119	472612	1-7-8	1	97	472811	1-7-8	1	97
471214	1-3-7	1	211	471838	1-7-8	1	122	472348	1-7-8	1	120	472620	1-7-8	1	97	472812	7-8	1	97
471224	7	1	211	471839	7-8	1	102	472353	7-8	1	119	472621	1-7-8	1	97	472820	1-7-8	1	97
471254	1-7	10	211	471873	7	1	99	472356	1-7-8	1	119	472622	1-7-8	1	97	472821	1-7-8	1	97
471262	1-7	1	370	471893	1-7-8	1	99	472357	1-7-8	1	119	472623	1-7-8	1	122	472822	1-7-8	1	97
471263	1-7-8	1	371	471908	1-7-8	1	374	472358	1-7-8	1	120	472624	1-7-8	1	122	472830	1-7-8	1	97
471266	1-7-8	1	370	471909	7	1	374	472363	7-8	1	119	472630	1-7-8	1	97	472831	1-7-8	1	97
471267	1-7-8	1	371	471922	7	1	374	472367	1-7-8	1	119	472631	1-7-8	1	97	472832	1-7-8	1	97
471284	1-7-8	1	206	471932	7	1	374	472373	1-7-8	1	119	472632	1-7-8	1	97	472840	1-7-8	1	97
471294	1-3-7	1	206	471950	7	1	374	472377	1-7-8	1	119	472640	1-7-8	1	97	472841	1-7-8	1	97
471304	1-3-7	10	206	472020		1	99	472383	7-8	1	119	472641	1-7-8	1	97	472842	1-7-8	1	97
471314	1-3-7	1	206	472021	1-7-8	1	99	472386	7-8	1	119	472642	1-7-8	1	97	472843	8	1	122
471324	1-3-7	1	206	472022	1-7-8	1	99	472387	7-8	1	119	472647	1-7-8	1	122	472844	1-7-8	1	122
471334	1-3-7	1	211	472027	1-7-8	1	122	472388	1-7-8	1	120	472648	1-7-8	1	122	472850	1-7-8	1	97
471354	1-7	1	211	472116	1-7-8	1	119	472397	7-8	1	119	472649	8	1	122	472851	1-7-8	1	97
471362	1-7	10	370	472126	7-8	1	119	472398	1-7-8	1	120	472650	8	1	97	472852	1-7-8	1	97
471363	1-2-7-8	10	371	472130	7-8	1	99	472401	7-8	1	354	472651	1-7-8	1	97	472854	1-7-8	1	97
471364	1-7-8	1	211	472131	1-7-8	1	99	472411		1	354	472660	1-7-8	1	97	472855	8	1	97
471366	1-7	1	370	472132	1-7-8	1	99	472418		1	120	472661	7-8	1	97	472861	8	1	97
471367	1-2-7-8	1	371	472133	1-7-8	1	99-349	472428	7-8	1	120	472670	1-7-8	1	97	472870	1-7-8	1	97
471404	1-7-8	1	206	472137	1-7-8	1	122	472433	7-8	1	119	472671	7-8	1	97	472871	1-7-8	1	97
471414	1-3-7	1	206	472233	1-7-8	1	119	472436	1-7-8	1	119	472672	7-8	1	97	472880	1-7-8	1	97
471424	1-3-7	1	206	472236	1-7-8	1	119	472437	1-7-8	1	119	472710	7-8	1	97	472881	7-8	1	97
471434	1-3-7	1	211	472237	1-7-8	1	119	472443	1-7-8	1	119	472711	1-7-8	1	97	472940	1-7-8	1	374
471454	1-7	1	211	472240	1-7-8	1	99	472446	1-7-8	1	119	472712	1-7-8	1	97	472941		1	374
471464	1-7	1	211	472241	1-7-8	1	99	472447	7-8	1	119	472720	1-7-8	1	97	472942		1	374
471469	1-7	1	372	472242	1-7-8	1	99	472453	1-7-8	1	119	472721	1-7-8	1	97	472947		1	159
471472	7	10	370	472243	1-7-8	1	119	472456	1-7-8	1	119	472722	1-7-8	1	97	472948		1	159
471473	1-2-7-8	1	371	472246	1-7-8	1	119	472457	1-7-8	1	119	472730	1-7-8	1	97	472950		1	374

Certifications and marking of Palazzoli codes are in continuous development. Please visit the www.palazzoli.com website to view any updates.



SEQUENTIAL INDEX

Palazzoli code	Marks	Pack Qty	Catalogue page	Palazzoli code	Marks	Pack Qty	Catalogue page	Palazzoli code	Marks	Pack Qty	Catalogue page	Palazzoli code	Marks	Pack Qty	Catalogue page	Palazzoli code	Marks	Pack Qty	Catalogue page
472951		1	374	473217	1-7-8	1	370	474220	1-7-8	1	98	474742	1-7-8	1	98	476216	1-7	1	369
472952		1	374	473218	1-7-8	1	370	474230	1-7-8	1	98	474743	1-7-8	1	121	476217	1-7	1	369
472959		1	374	473227	1-7-8	1	370	474236	1-7-8	1	121	474753	1-7-8	1	121	476218	1-7-8	1	369
472960		1	374	473228	1-7-8	1	370	474237	1-7-8	1	121	474771	1-7-8	1	98-349	476223	1-7-8	1	369
472961		1	374	473303	1-7-8	10	370	474246	1-7-8	1	121	474811	1-7-8	1	98	476226	1-7	1	369
472962		1	374	473306	1-7-8	1	370	474247	1-7-8	1	121	474812	7-8	1	98	476227	1-7	1	369
472963		1	374	473307	1-7-8	1	370	474256	1-7-8	1	121	474821	1-7-8	1	98	476228	1-7-8	1	369
472964		1	374	473317	1-7-8	1	370	474257	1-7-8	1	121	474822	7-8	1	98	476303	1-7-8	10	369
472965		1	374	473318	1-7-8	1	370	474310	1-7-8	1	98	474831	1-7-8	1	98	476306	1-7	1	369
472966		1	374	473327	1-7-8	1	370	474320	1-7-8	1	98	474832	7-8	1	98	476307	1-7	1	369
472967		1	153	473328	1-7-8	1	370	474330	1-7-8	1	98	474833	1-7-8	1	121	476313	1-7-8	1	369
472968		1	153	473336	1-7-8	1	121	474336	1-7-8	1	121	474843	1-7-8	1	121	476316	1-7	1	369
472970		1	374	473337	8	1	121	474337	1-7-8	1	121	474851	1-7-8	1	98	476317	1-7	1	369
472971		1	374	473346	8	1	121	474340	1-7-8	1	98	474852	7-8	1	98	476318	1-7-8	1	369
472972		1	374	473347	8	1	121	474346	1-7-8	1	121	474853	1-7-8	1	121	476323	1-7-8	1	369
472977		1	153	473407	8	1	370	474347	1-7-8	1	121	474863	1-7-8	1	121	476326	1-7	1	369
472978		1	153	473413	1-7-8	10	370	474356	1-7-8	1	121	474951	1-7-8	1	375	476327	1-7	1	369
472980		1	374	473416	1-7-8	5	370	474357	1-7-8	1	121	474953	7	1	375	476328	1-7-8	1	369
472981		1	374	473423	1-7-8	1	370	474387	1-7-8	1	121	474955	7	1	375	476336	1-7-8	1	102
472990		1	374	473426	1-7-8	5	370	474397	1-7-8	1	121	475203	7	1	368	476337		1	102
472991		1	374	473436	1-7-8	1	121	474410	1-7-8	1	98	475213	1-7	1	368	476346		1	102
472992		1	374	473437	8	1	121	474420	1-7-8	1	98	475223	1-7	1	368	476347		1	102
472993		1	374	473446	8	1	121	474430	1-7-8	1	98	475303	1-7	1	368	476403		1	369
473002		1	56	473447	8	1	121	474436	1-7-8	1	121	475313	1-7	1	368	476406	1-7	1	369
473003	1-7	1	56	473467	8	1	370	474437	1-7-8	1	121	475323	1-7	1	368	476407	1-7	1	369
473005	1-7	1	56	473468	1-7-8	1	370	474446	1-7-8	1	121	475336	1-7	1	121	476413	1-7-8	1	369
473006	1-7	1	56	473519	1-7-8	1	370	474447	1-7-8	1	121	475337	8	1	121	476416	1-7	1	369
473012	1-7	1	56	473520	8	1	370	474450	1-7-8	1	98	475346	8	1	121	476423	1-7	1	369
473013	1-7	1	56	473529	8	1	370	474456	1-7-8	1	121	475347	8	1	121	476426	1-7	1	369
473015	1-7	1	56	473530	8	1	370	474457	1-7-8	1	121	475403	8	1	368	476436	1-7	1	102
473016	1-7	1	56	473537	8	1	370	474466	1-7-8	1	121	475413	1-7	1	368	476437		1	102
473062	1-7	1	56	473538	1-7-8	1	370	474486	1-7-8	1	121-350	475423	1-7	1	368	476446		1	102
473063	1-7	1	56	473602	1-7-8	1	56	474536	1-7-8	1	121	475436	1-7	1	121	476447		1	102
473065	1-7	1	56	473603	1-7	1	56	474586	1-7-8	1	121	475437	8	1	121	476457		1	369
473066	1-7	1	56	473605	1-7	1	56	474611	1-7-8	1	98	475446	8	1	121	476458	1-7-8	1	369
473102	1-7	1	56	473606	1-7	1	56	474612	1-7-8	1	98	475447	8	1	121	476486	1-7-8	1	369
473103	1-7	1	56	473827	1-7	1	370	474621	1-7-8	1	98	476002	8	1	55	476517	1-7	1	369
473105	1-7	1	56	473837	1-7	1	370	474622	1-7-8	1	98	476005	1-7	1	55	476518	1-7-8	1	371
473106	1-7	1	56	473838	7	1	370	474631	1-7-8	1	98	476012	7	1	55	476519	8	1	369
473107	1-7	1	56	473901	7	1	56	474632	1-7-8	1	98	476015	1-7	1	55	476520	8	1	369
473112	7	1	56	473951	7	1	56	474633	1-7-8	1	121	476042	1-7	1	55	476521	8	1	371
473113	1-7	1	56	473952	7	1	56	474643	1-7-8	1	121	476045	1-7	1	55	476527	8	1	369
473115	1-7	1	56	473955	7	1	56	474653	1-7-8	1	121	476102	1-7	1	55	476528	1-7-8	1	371
473116	1-7	1	56	473961	7	1	57	474711	1-7-8	1	98	476105	1-7	1	55	476529	8	1	369
473122	1-7	1	56	473962	7	1	57	474712	1-7-8	1	98	476112	1-7	1	55	476530	8	1	369
473123	1-7	1	56	473965	7	1	57	474721	1-7-8	1	98	476115	1-7	1	55	476531	8	1	371
473125	1-7	1	56	473971	7	1	57	474722	1-7-8	1	98	476142	1-7	1	55	476537	8	1	369
473126	1-7	1	56	473972	7	1	57	474731	1-7-8	1	98	476145	1-7	1	55	476538	1-7-8	1	369
473203	1-7	1	370	473975	7	1	57	474732	1-7-8	1	98	476206	1-7	1	369	476602	1-7-8	1	55
473206	1-7-8	1	370	474133	7	1	121	474733	1-7-8	1	121	476207	1-7	1	369	476605	1-7	1	55
473207	1-7-8	1	370	474210	1-7-8	1	98	474741	1-7-8	1	98	476213	1-7-8	1	369	476827	1-7	1	369

Marks: 1=IMQ 2=VDE 3=PR.i.n.a. 4=M.M.I. 5=ENEC 6=ULUS 7=UKR 8=RETIE 9=KEMA 10=EX 11=SI-Israel 12=IECEX 13=INMETRO



SEQUENTIAL INDEX

Palazzoli code	Marks	Pack Qty	Catalogue page	Palazzoli code	Marks	Pack Qty	Catalogue page	Palazzoli code	Marks	Pack Qty	Catalogue page	Palazzoli code	Marks	Pack Qty	Catalogue page	Palazzoli code	Marks	Pack Qty	Catalogue page
476837	1-7	1	369	477328	1-7-8	1	368	478447		1	102	488144	5-7-8-9	1	32	490244	7-8	1	71
476838	7	1	369	477367	1-7-8	1	368	480024		1	372	488146	5-7-8-9	10	32	490246	7-8	1	71
476903	7	1	47	477368	7	1	368	480124		1	372	488149	5-7-8-9	1	32	490249	7-8	1	71
476905	7	10	47	477407	7	1	368	480126	1	1	372	488224	5-7-8-9	1	32	491124	7-8	1	71
476907	7	1	47	477411	1-7-8	1	354	480136	1	1	372	488226	5-7-8-9	5	32	491126	7-8	1	71
476909	7	1	47	477412	1-2-7	10	368	480146	1	1	372	488229	5-7-8-9	1	32	491129	5-7-8-9	1	71
476913	7	1	47	477413		10	368	480224	1	1	372	488234	5-7-8-9	1	32	491134	5-7-8-9	1	71
476923	7	10	47	477415	1-2-7	10	368	480226	1	1	372	488236	5-7-8-9	5	32	491136	5-7-8-9	1	71
476925	7	10	47	477416	1-7-8	5	368	480233	1	1	372	488239	5-7-8-9	1	32	491139	5-7-8-9	1	71
477002	7	10	54	477417	1-7-8	1	368	480236	1	1	372	488244	5-7-8-9	1	32	491144	5-7-8-9	1	71
477003	1-7	1	54	477422	1-2-7	10	368	480246	1	1	372	488246	5-7-8-9	5	32	491146	5-7-8-9	1	71
477005	1-7	1	54	477423	1-7-8	10	368	480324	1	1	76	488249	5-7-8-9	1	32	491149	5-7-8-9	1	71
477006	1-7	1	54	477425	1-2-7	1	368	480326	7-8	1	76	489124	5-7-8-9	1	32	491224	5-7-8-9	1	71
477012	1-7	1	54	477426	1-7-8	5	368	480329	7-8	1	76	489126	5-7-8-9	10	32	491226	5-7-8-9	1	71
477013	1-7	1	54	477427	1-7-8	1	368	480334	7-8	1	76	489129	5-7-8-9	1	32	491229	5-7-8-9	1	71
477015	1-7	1	54	477457	1-7-8	1	368	480336	7-8	1	76	489134	5-7-8-9	1	32	491233	5-7-8-9	1	71-350
477016	1-7	1	54	477458	1-7-8	1	368	480339	7-8	1	76	489136	5-7-8-9	10	32	491234	5-7-8-9	1	71
477062	1-7	1	54	477517	1-7-8	1	368	480344	7-8	1	76	489139	5-7-8-9	1	32	491236	5-7-8-9	1	71
477063	1-7	1	54	477519	1-7-8	1	368	480346	7-8	1	76	489144	5-7-9	1	32	491239	5-7-8-9	1	71
477065	1-7	1	54	477520	8	1	368	480349	7-8	1	76	489146	5-7-8-9	10	32	491244	5-7-8-9	1	71
477066	1-7	1	54	477527	8	1	368	480530	7-8	1	127	489149	5-7-8-9	1	32	491246	5-7-8-9	1	71
477102	1-7	1	54	477529	8	1	368	480531	8	1	127	489224	5-7-8-9	1	32	491249	5-7-8-9	1	71
477103	1-7	1	54	477530	8	1	368	480550	8	1	127	489226	5-7-8-9	5	32	492124	5-7-8-9	1	70
477105	1-7	1	54	477537	8	1	368	480551	8	1	127	489229	5-7-8-9	1	32	492126	5-7-8-9	1	70
477106	1-7	1	54	477538	1-7-8	1	368	480650	8	1	127	489233	5-7-8-9	1	32-350	492136	5-7-8-9	1	70
477107	1-7	1	55	477602	1-7-8	1	54	480651	8	1	127	489234	5-7-8-9	1	32	492146	5-7-8-9	1	70
477112	7	1	54	477603	1-7	1	54	480750	8	1	127	489236	5-7-8-9	5	32	492226	5-7-8-9	1	70
477113	1-7	1	54	477605	1-7	1	54	480751	8	1	127	489239	5-7-8-9	1	32	492236	5-7-8-9	1	70
477115	1-7	1	54	477606	1-7	1	54	481324	8	1	76	489244	5-7-8-9	1	32	492246	5-7-8-9	1	70
477116	1-7	1	54	477677	1-7	1	368	481326	7-8	1	76	489246	5-7-8-9	5	32	493124	5-7-8-9	1	82
477122	7	1	54	477827	1-7	1	368	481329	7-8	1	76	489249	5-7-8-9	1	32	493126	7	1	82
477123	1-7	1	54	477901	1-7	1	55	481334	7-8	1	76	489326	5-7-8-9	2	32	493136	7	1	82
477175	1-7	1	54	477951	7	1	55	481336	7-8	1	76	489336	7-8	2	32	493146	7	1	82
477176	1-7	1	54	477952	7	1	55	481339	7-8	1	76	489346	7-8	2	32	493226	7	1	82
477202	1-7	1	368	477955	7	1	55	481344	7-8	1	76	490024	7-8	1	71	493236	7	1	82
477203	1-7	1	368	478126	7	1	304-309	481346	7-8	1	76	490124	7	1	71	493246	7	1	82
477205	1-7	1	368	478136		1	304-309	481349	7-8	1	76	490126	7-8	1	71	494124	7	1	82
477206	1-7-8	1	368	478146		1	304-309	483126	7-8	1	372	490129	7-8	1	71	494126	7	1	82
477207	1-7-8	1	368	478206		1	304-309	483136		1	372	490134	7-8	1	71	494136	7	1	82
477217	1-7-8	1	368	478213		1	354	483146		1	372	490136	7-8	1	71	494146	7	1	82
477218	1-7-8	1	368	478246		1	304-309	483226		1	372	490139	7-8	1	71	494226	7	1	82
477227	1-7-8	1	368	478306		1	304-309	483236		1	372	490144	7-8	1	71	494236	7	1	82
477228	1-7-8	1	368	478313		1	354	483246		1	372	490146	7-8	1	71	494246	7	1	82
477302	1-2-7	10	368	478323		2	354	488114		10	36	490149	7-8	1	71	495124	7	1	83
477303	1-7-8	10	368	478336		1	102	488116	5-7-9	10	36	490224	7-8	1	71	495126	7	1	83
477305	1-2-7	1	368	478337		1	102	488124	5-7-9	1	32	490226	7-8	1	71	495129	7	1	83
477306	1-7-8	1	368	478346		1	102	488126	5-7-8-9	10	32	490229	7-8	1	71	495134	7	1	83
477307	1-7-8	1	368	478347		1	102	488129	5-7-8-9	1	32	490233	7-8	1	71	495136	7	1	83
477317	1-7-8	1	368	478436		1	102	488134	5-7-8-9	1	32	490234	7-8	1	71	495139	7	1	83
477318	1-7-8	1	368	478437		1	102	488136	5-7-8-9	10	32	490236	7-8	1	71	495144	7	1	83
477327	1-7-8	1	368	478446		1	102	488139	5-7-8-9	1	32	490239	7-8	1	71	495146	7	1	83

Certifications and marking of Palazzoli codes are in continuous development. Please visit the www.palazzoli.com website to view any updates.



SEQUENTIAL INDEX

Palazzoli code	Marks	Pack Qty	Catalogue page	Palazzoli code	Marks	Pack Qty	Catalogue page	Palazzoli code	Marks	Pack Qty	Catalogue page	Palazzoli code	Marks	Pack Qty	Catalogue page	Palazzoli code	Marks	Pack Qty	Catalogue page
495149	7	1	83	500801	7	1	233	501590		1	226	511420	8	1	155	516826	8	1	157
495224	7	1	83	500802	7	1	233	501591		1	226	511422	8	1	155	518204	8	1	123-156
495226	7	1	83	500816	7	1	233	501595		1	226	511424	8	1	155	518206	8	1	123-156
495229	7	1	83	500817	7	1	233	508124	7-8	1	37	511452	8	1	155	518207	8	1	156
495233	7	1	83	500830	7	1	233	508126	7-8	1	37	511512	8	1	155	518209	8	1	123-156
495234	7	1	83	500831	7	1	233	508136	7-8	1	37	511514	8	1	155	518211	8	1	156
495236	7	1	83	500833	7	1	233	508146	7-8	1	37	511612	8	1	155	519210	8	1	157
495239	7	1	83	500835	7	1	233	508224	7-8	1	37	511614	8	1	155	519310	8	1	157
495244	7	1	83	500840	7	1	233	508226	7-8	1	37	511632	8	1	155	519610	8	1	157
495246	7	1	83	500841	7	1	233	508236	7-8	1	37	511634	8	1	155	520009	8	30	139
495249	7	1	83	500843	7	1	233	508246	7-8	1	37	511642	8	1	155	520011	8	20	139
496024	7	1	83	500860	7	1	233	509124	7-8	1	37	511822	8	1	155	520012	8	20	139
496124	7	1	83	500861	7	1	233	509126	7-8	1	37	511824	8	1	155	520014	8	20	139
496126	7	1	83	500863	7	1	233	509136	7-8	1	37	512204		1	157	520019	8	1	139
496129	7	1	83	500872	7	1	233	509146	7-8	1	37	512206		1	157	520020	8	1	139
496134	7	1	83	500874	7	1	233	509224	7-8	1	37	512211		1	157	520021	8	1	139
496136	7	1	83	500884	7	1	230	509226	7-8	1	37	515111	8	1	123-156	521009		1	139
496139	7	1	83	500885	7	1	230	509233		1	37	515112	8	1	123-156	521011		1	139
496144	7	1	83	500886	7	1	230	509236	7-8	1	37	515124	8	1	123-156	521012		1	139
496146	7	1	83	500890	7	1	233	509246	7-8	1	37	515144	8	1	123-156	521014		1	139
496149	7	1	83	500891	7	1	233	509326	7-8	1	37	515200	8	1	123-156	521019		1	139
496224	7	1	83	500892	7	1	233	509336	7-8	1	37	515214	8	1	123-156	521020		1	139
496226	7	1	83	500893	7	1	233	509346	7-8	1	37	515221	8	1	123-156	521021		1	139
496229	7	1	83	500894	7	1	233	511110	8	1	155	515224	8	1	123-156	521210	8	1	155
496233	7	1	83	500895	7	1	233	511112	8	1	123	515234	8	1	123-156	521214	8	1	155
496234	7	1	83	500896	7	1	233	511114	8	1	123	515300	8	1	156	521314	8	1	155
496236	7	1	83	500897	7	1	233	511122	8	1	123	515313	8	1	156	521414	8	1	155
496239	7	1	83	500900	7	1	233	511124	8	1	123	515323	8	1	156	522011		1	139
496244	7	1	83	500903	7	1	233	511142	8	1	123	515411	8	1	156	522012		1	139
496246	7	1	83	500904	7	1	233	511144	8	1	123	515413	8	1	156	522014		1	139
496249	7	1	83	500916	7	1	233	511147	8	1	123	515423	8	1	156	522019		1	139
499126	7	1	72	500918	7	1	233	511210	8	5	155	515453	8	1	156	522020		1	139
499136	7	1	72	500930	7	1	233	511212	8	1	123-155	515512	8	1	156	522021		1	139
499146	7	1	72	500933	7	1	233	511214	8	1	123-155	515610	8	1	156	525200	8	1	156
499226	7	1	72	500934	7	1	233	511217	8	1	123	515613	8	1	156	525300	8	1	156
499236	7	1	72	500935	7	1	233	511220	8	1	155	515632	8	1	156	525410	8	1	156
499246	7	1	72	500936	7	1	233	511222	8	1	155	515637	8	1	156	529210	8	1	157
5				500941	7	1	233	511224	8	1	155	515642	8	1	156	529310	8	1	157
500601	7	1	232	500943	7	1	233	511227	8	1	123	515645	8	1	156	529410	8	1	157
500602	7	1	232	500949	7	1	233	511232	8	1	155	515822	8	1	156	531011	8	1	151
500603	7	1	232	501500	7	1	232	511234	8	1	155	516314	8	1	157	531021	8	1	151
500750	7	1	233	501501	7	1	232	511236	8	1	123	516324	8	1	157	531040	8	1	151
500753	7	1	233	501502	7	1	232	511237	8	1	123	516414	8	1	157	531042	8	1	151
500762	7	1	233	501503	7	1	232	511310	8	1	155	516424	8	1	157	531062	8	1	151
500766	7	1	233	501530	7	1	226	511312	8	1	155	516454	8	1	157	531200	8	1	151
500767	7	1	233	501531		1	380	511314	8	1	155	516611	8	1	157	531211	8	1	151
500768	7	1	233	501540		1	227	511320	8	1	155	516613	8	1	157	531213	8	1	376
500770	7	1	233	501550		1	227	511322	8	1	155	516631	8	1	157	531220	8	1	151
500790	7	1	233	501560		1	226	511324	8	1	155	516636	8	1	157	531221	8	1	151
500792	7	1	233	501565		1	226	511412	8	1	155	516643	8	1	157	531222	8	1	151
500800	7	1	233	501580	7	1	372	511414	8	1	155	516823	8	1	157	531223	8	1	376

Marks: 1=IMQ 2=VDE 3=PR.i.na. 4=M.M.I. 5=ENEC 6=ULus 7=UKR 8=RETIE 9=KEMA 10=EX 11=SI-Israel 12=IECEX 13=INMETRO



SEQUENTIAL INDEX

Palazzoli code	Marks	Pack Qty	Catalogue page	Palazzoli code	Marks	Pack Qty	Catalogue page	Palazzoli code	Marks	Pack Qty	Catalogue page	Palazzoli code	Marks	Pack Qty	Catalogue page	Palazzoli code	Marks	Pack Qty	Catalogue page
531231	8	1	151	532301		1	101	532876		1	124-309	538429		1	104	540165		1	159
531233	8	1	376	532302		1	101	532895		1	124	538432		1	101	540180		1	158
531240	8	1	151	532303		1	101	535126		1	152	538436		1	104	540185		1	158
531241	8	1	151	532304		1	101	535131	8	1	152	538610		10	105	540186		1	158
531242	8	1	151	532311		1	101	535135		1	152	538620		10	105	540190		1	158
531262	8	1	151	532325	8	4	375	535137		1	152	538630		5	105	540193		1	158
531311	8	1	151	532346	8	1	375	535140	8	1	152	538701		1	376	540195		1	158
531312	8	1	376	532385	8	1	375	535142	8	1	152	538702		1	376	541010		1	125-158
531321	8	1	151	532516	8	1	149	535157		1	152	538703		1	104	541011		1	125-158
531322	8	1	376	532557	8	1	149	535162	8	1	152	538711		1	104	541020		1	125-158
531331	8	1	151	532567	8	1	376	535320	8	1	152	538712		1	104	541021		1	125-158
531332	8	1	376	532577	8	1	376	535321	8	1	152	538791		50	101	541030		1	125-158
531340	8	1	151	532618	8	1	375	535322	8	1	152	538800		1	101-304	541040		1	159
531411	8	1	151	532628	8	1	375	535323	8	1	152	538801		1	101	541050		1	125-158
531431	8	1	151	532638	8	1	375	535324	8	1	152	538802		1	101-304	541055		1	125-158
531440	8	1	151	532648	8	1	375	535325	8	1	152	538803		1	101	541080		1	125-158
531442	8	1	151	532658	8	1	149	535326	8	1	152	538804		1	101-304	541090		1	125-158
531540	8	1	151	532667	8	1	375	535327	8	1	152	540000		1	377	544022		1	159
531640	8	1	151	532668	8	1	376	535328	8	1	152	540001		1	377	544031		1	159
531662	8	1	151	532677	8		375	535640	8	1	152	540002		1	377	544033		1	159
532005	8	1	148	532678	8	1	376	535643	8	1	152	540003		1	377	544034		1	159
532006	8	1	148	532688	8	1	376	536311	1-7-8	1	371	540004		1	377	544035		1	159
532015	8	1	148	532698	8	1	376	536312	1-7	1	371	540005		1	377	544036		1	159
532016	8	1	148	532700		1	101-311	536322	1-7-8	1	371	540006		1	377	545081		1	159
532017	8	1	148	532701		1	101-311	536338	1-7-8	1	371	540030		1	124-158	545082		1	159
532018	8	1	148	532702		1	101-311	538005	8	1	149	540031		5	124-158	545083		1	159
532035	8	5	148	532703		1	101-311	538006	8	1	149	540032		1	124-158	545084		1	159
532045	8	1	148	532704		1	101-311	538015	8	1	149	540033		2	124-158	545085		1	159
532055	8	1	148	532705		1	149-311	538016	8	1	149	540034		2	124-158	545086		1	159
532100		1	101	532714		1	149-311	538017	8	1	149	540035		2	124-158	546311	1-7-8	1	371
532101	8	1	52-91	532715		1	149-311	538018	8	1	149	540036		1	124-158	546312	7	1	371
532102	8	1	52-91	532716		1	149-311	538035	8	1	149	540061		1	124-158	546322	1-7-8	1	371
532103		1	52-91	532717		1	149-311	538045	8	1	149	540062		1	124-158	546338	1-7-8	1	371
532116	8	1	148	532718		1	149-311	538055	8	1	149	540063		1	124-158	546344	1-7-8	1	371
532117	8	1	148	532725		1	161	538110		2	153-183	540064		1	124-158	546350	1-7-8	1	371
532118	8	1	148	532735		1	161	538116	8	1	149	540065		1	124-158	547000		1	187
532121	8	1	52-91	532745		1	161	538117	8	1	149	540066		1	124-158	547010		1	125-159
532122	8	1	52-91	532747		1	161	538118	8	1	149	540090		5	124-158	547011		5	187
532131	8	1	52-91	532748		1	161	538130		2	153-183	540091		5	124-158	547020		1	125-159
532132	8	1	52-91	532755		1	161	538180		1	153	540141		1	125-158	547021		1	125-159
532133		1	52-91	532765		1	161	538210		2	153-183	540142		1	125-158	547030		1	125-159
532200		1	101	532768		1	161	538230		2	153-183	540145		1	125-158	547031		1	125-159
532201		1	101	532806		1	124	538280		1	153	540151		1	125-158	547032		1	125-159
532202		1	101	532816		1	124	538310		1	153-183	540152		1	125-158	547033		1	187
532203		1	101	532826		1	124	538330		1	153-183	540153		1	125-158	547041		1	125-159
532204		1	101	532836		1	124-309	538380		1	153	540154		1	125-158	547042		1	125-159
532211		1	101	532842	1	1	52-91	538385		1	153	540156		1	125-158	547043		1	125-159
532225	8	8	375	532843	1	1	52-91	538400		1	105-113	540161		1	159	547053		1	125-159
532285	8	1	375	532846		1	124	538410		1	105-113-304-311	540162		1	159	547054		1	125-159
532295	8	1	375	532856		1	124	538421		1	104	540163		1	159	547055		1	187
532300		1	101	532866		1	124	538425		1	101	540164		1	159	547063		1	125-159

Certifications and marking of Palazzoli codes are in continuous development. Please visit the www.palazzoli.com website to view any updates.



SEQUENTIAL INDEX

Palazzoli code	Marks	Pack Qty	Catalogue page	Palazzoli code	Marks	Pack Qty	Catalogue page	Palazzoli code	Marks	Pack Qty	Catalogue page	Palazzoli code	Marks	Pack Qty	Catalogue page	Palazzoli code	Marks	Pack Qty	Catalogue page
547064		1	125-159	550547		1	136	550706		1	377	571213		50	164-317	575701		1	347
547065		1	125-159	550552		4	136	550707		1	377	571216		50	164-317	575702		1	347
547067		1	187	550553		4	136	550731		1	377	571221		25	164-317	575706		1	347
547151		1	125-159	550555		1	136	550732		1	377	571229		20	164-317	575708		1	347
547152		1	125-159	550556		1	136	550733		1	377	571236		10	164-317	575710		1	347
547161		1	125-159	550557		1	136	550734		1	377	571242		5	164-317	575711		1	347
547162		1	125-159	550562		6	136	550735		1	377	571248		5	164-317	576100	7	1	345
547300		1	125-159	550563		6	136	550736		1	377	572007		50	166	576101	7	1	345
547410		1	125-159	550564		6	136	550737		1	377	572009		50	166	576110	7	1	345
547411		1	125-159	550566		1	136	556311	1-7-8	1	371	572011		50	166	576111	7	1	345
549311	1-7-8	1	371	550567		1	136	556322	1-7-8	1	371	572013		50	166	576112	7	1	345
549312	7	1	371	550582		6	136	556338	1-7-8	1	371	572016		50	166	576113	7	1	345
549322	1-7-8	1	371	550583		6	136	556344	1-7-8	1	371	572021		20	166	576200	7	1	346
549344	1-7-8	1	371	550585		1	136	556350	8	1	371	572029		20	166	576201	7	1	346
549538	1-7-8	1	371	550586		1	136	559011	7	1	211	572036		10	166	576202	7	1	346
549550	1-7-8	1	371	550587		1	136	559012	7	1	211	572042		5	166	576203	7	1	346
550001	8	1	135	550601		5	135	559021	7	8	205	572107		50	166	576205	7	1	346
550002	8	1	135	550602		5	135	559022	7	1	205	572109		50	166	576206	7	1	346
550003	8	1	135	550603		5	135	559031	7	8	205	572111		50	166	576400	7	1	346
550004	8	1	135	550604		1	135	559032	7	1	205	572113		50	166	576401	7	1	346
550005	8	1	135	550605		1	135	559132		15	210	572116		50	166	576600	7	1	347
550006	8	1	135	550606		1	135	559232	7	1	206	572121		20	166	576601	7	1	347
550007	8	1	135	550607		1	135	559311	1-7-8	1	371	572129		20	166	576800	7	1	346
550031	8	1	135	550621		5	135	559322	1-7-8	1	371	572136		10	166	579011	7	1	36-75-145
550032	8	1	135	550622		5	135	559344	1-7-8	1	371	572142		5	166	579012	7	10	36-75-145
550033	8	1	135	550623		5	135	559538	1-7-8	1	371	572148		5	166	579013	7	1	35-75-145
550034	8	1	135	550624		1	135	559550	8	1	371	572207		50	166	579014	7	1	35-75-145
550035	8	1	135	550625		1	135	570010	7	1	36-75-145-229	572209		50	166	579211		1	372
550036	8	1	135	550626		1	135	571007		100	164	572211		50	166	579400	7	1	77
550037	8	1	135	550632		1	136	571009		50	164	572213		50	166	579421	7	1	77-144
550042		1	137	550633		1	136	571011		50	164	572216		50	166	579422		1	77-144
550043		1	137	550635		1	136	571013		50	164	572221		20	166	579423		1	77-144
550044		1	137	550636		1	136	571016		50	164	572229		20	166	579451	7	1	73
550045		1	137	550637		1	136	571021		25	164	572236		10	166	579452	7	1	73
550046		1	137	550640		20	137	571029		20	164	572242		5	166	579453	7	1	73
550047		1	137	550641		5	137	571036		10	164	572248		5	166	579462	7	1	373
550502		4	135	550642		1	137	571042		5	164	572307		50	166	579500	7	1	84
550503		4	135	550643		1	137	571048		5	164	572309		50	166	579510	7	1	84
550504		4	135	550648		1	137	571107		50	164	572311		50	166	579582	7	1	85-145
550505		1	135	550662		1	137	571109		50	164	572313		50	166	579584	7	1	85-145
550506		1	135	550663		1	137	571111		50	164	572316		25	166	579590	7	1	373
550507		1	135	550665		1	137	571113		50	164	572321		20	166	579591	7	1	85
550522		6	136	550666		1	137	571116		50	164	572329		15	166	579592	7	1	373
550523		6	136	550667		1	137	571121		20	164	572336		10	166	579602	7	1	84-142
550525		4	136	550680		10	137	571129		20	164	572342		10	166	579612	7	1	85
550526		4	136	550689		1	377	571136		10	164	572348		10	166	579620	7	1	84-142
550527		1	136	550701		1	377	571142		10	164	575500	7	1	372	579621	7	1	84-142
550542		6	136	550702		1	377	571148		10	164	575501	7	1	84	579622		1	77-144
550543		6	136	550703		1	377	571207		50	164	575502		1	77	579623		1	77-144
550545		4	136	550704		1	377	571209		50	164-317	575505	7	1	74	579631	7	1	77-144
550546		4	136	550705		1	377	571211		50	164-317	575506	7	1	74	579640	7	1	84-142

Marks: 1=IMQ 2=VDE 3=PR.i.n.a. 4=M.M.I. 5=ENEC 6=ULUS 7=UKR 8=RETIE 9=KEMA 10=EX 11=SIH-Israel 12=IECEX 13=INMETRO



SEQUENTIAL INDEX

Palazzoli code	Marks	Pack Qty	Catalogue page	Palazzoli code	Marks	Pack Qty	Catalogue page	Palazzoli code	Marks	Pack Qty	Catalogue page	Palazzoli code	Marks	Pack Qty	Catalogue page	Palazzoli code	Marks	Pack Qty	Catalogue page
579641	7	1	84-142	579904	7	20	36-75-145	581220		50	163-318	585416		10	359	614107	7-8	1	224
579642	7	1	84-142	579910		1	77	581225		50	163-318	585480		10	359	615001	7-8	1	225
579702	7-8	1	35	579920		1	77	581232		50	163-318	585490		10	359	615002	7-8	1	225
579703	7-8	1	35	580051		5	378	581240		20	163-318	590002		5	378	615003	7-8	1	225
579708	7	1	73	580052		5	378	581250		10	163-318	590004		1	378	615004	7-8	1	225
579709	7	1	73	580054		5	378	581263		5	163-318	590020		5	208	615005	7-8	1	225
579710	7-8	1	74	580203		1	376	582012		100	165	590021		1	213	615101	7-8	1	224
579711	7-8	1	74	580205		1	376	582016		50	165	590025		1	208	615102	7-8	1	224
579712	7-8	1	74	580211		1	164	582020		50	165	6				615103	7-8	1	224
579713	7-8	1	72	580212		1	164	582025		25	165	601532		1	227	615104	7-8	1	224
579714	7-8	1	72	580213		1	164	582032		20	165	601540		1	221	615105	7-8	1	224
579715		1	72	580230		100	164	582041		10	165	601563		1	227	615106	8	1	224
579716	7	1	72	580231		100	164	582050		5	165	601632		1	227	615107	7-8	1	224
579717	7	1	72	580232		100	164	582112		100	165	601663		1	227	616001	7-8	1	225
579718	7	1	83	580233		50	164	582116		50	165	604101	7-8	1	225	616002	7-8	1	225
579719		1	77	580234		25	164	582120		50	165	604102	7-8	1	225	616003	7-8	1	225
579721	7-8	1	73-143	580242		5	376	582125		25	165	604103	7-8	1	225	616004	7-8	1	225
579722	7-8	1	73-143	580243		5	376	582132		20	165	604104	7-8	1	225	616005	7-8	1	225
579723	7-8	1	73-143	580244		1	376	582141		10	165	604105	7-8	1	225	616006	7-8	1	225
579735	7	1	226	580245		1	376	582150		5	165	604106	7-8	1	225	616007	7-8	1	225
579741	7-8	1	73-143	580250	7	1	36-75-85-145	582163		5	165	604107	7-8	1	225	616008	7-8	1	225
579742	7-8	1	73-143	580261		1	162	582212		50	165-319	604108	7-8	1	225	616009	7-8	1	225
579743	7-8	1	73-143	580264		1	162	582216		50	165-319	605101	7-8	1	225	616101	7-8	1	224
579744	7-8	1	73-143	580271		1	162	582220		50	165-319	605102	7-8	1	225	616102	7-8	1	224
579750	7-8	1	35	580272		1	162	582225		25	165-319	605103	7-8	1	225	616103	7-8	1	224
579751	7-8	1	35	580274		1	162	582232		20	165-319	605104	7-8	1	225	616104	7-8	1	224
579822	7-8-11	1	34-142	580275		1	162	582240		10	165-319	605105	7-8	1	225	616105	7-8	1	224
579823	7-8	1	34-142	580276		1	162	582250		10	165-319	605106	7-8	1	225	616106	7-8	1	224
579824	7-8-11	1	34-142	580291		1	162	582263		5	165-319	605107	7-8	1	225	616107	7-8	1	224
579826	7-8	1	34-142	580292		1	162	582312		100	165	605108	7-8	1	225	616108	7-8	1	224
579828	7-8-11	1	34-142	580294		1	162	582316		100	165	606101	7-8	1	225	616109	7-8	1	224
579830		10	33	580295		1	162	582320		100	165	606102	7-8	1	225	616110	7-8	1	224
579831		10	33	580296		1	162	582325		100	165	606103	7-8	1	225	630001		36	38
579832		10	33	581012		100	163	582332		50	165	606104	7-8	1	225	630002		36	38
579840		5	33	581016		50	163	582340		50	165	606105	7-8	1	225	630003		24	38
579842	7	1	35	581020		50	163	582350		25	165	606106	7-8	1	225	630011		30	38
579843	7	1	35	581025		25	163	582363		25	165	606107	7-8	1	225	630012		30	38
579845		10	33	581032		20	163	585316		10	359	606108	7-8	1	225	630013		24	38
579846		1	373	581040		10	163	585317		10	359	610012	7-8	1	224	630021		20	39
579847		10	33-38	581050		5	163	585318		10	359	610606	7-8	1	224	630022		8	39
579848	7	1	33	581063		5	163	585319		10	359	614001	7-8	1	225	630030		20	40
579849		1	33	581112		100	163	585406		10	359	614002	7-8	1	225	630031		20	40
579850	7	1	35-75	581116		50	163	585407		10	359	614003	7-8	1	225	630035		20	41
579852	7	1	34	581120		50	163	585408		10	359	614004	7-8	1	225	630036		20	41
579853	7	1	34	581125		25	163	585409		10	359	614005	7-8	1	225	630040		20	41
579854		1	34	581132		20	163	585410		10	359	614101	7-8	1	224	630041		20	41
579860		1	33-38	581140		10	163	585411		10	359	614102	7-8	1	224	630042		20	41
579863	7-8	1	34-142	581150		5	163	585412		10	359	614103	7-8	1	224	630050		20	39
579865	7-8	1	34-142	581163		5	163	585413		10	359	614104	7-8	1	224	630051		8	39
579901	7	1	85	581212		50	163-318	585414		10	359	614105	7-8	1	224	630052		8	39
579902		1	77	581216		50	163-318	585415		10	359	614106	7-8	1	224	630053		8	40

Certifications and marking of Palazzoli codes are in continuous development. Please visit the www.palazzoli.com website to view any updates.



SEQUENTIAL INDEX

Palazzoli code	Marks	Pack Qty	Catalogue page	Palazzoli code	Marks	Pack Qty	Catalogue page	Palazzoli code	Marks	Pack Qty	Catalogue page	Palazzoli code	Marks	Pack Qty	Catalogue page	Palazzoli code	Marks	Pack Qty	Catalogue page
630054		8	40	670033	7	1	228	700128	1-7	5	23	705146	7-8	10	25	720230	1-7	5	24
630055		8	39	670040	7	1	228	700129	1-7-8	5	22	705226	7-8	5	25	720231	1-7	5	24
630056		8	39	670041	7	1	228	700130	1-7	5	23	705236	7-8	5	25	720232	1-7	5	24
630070		20	41	670042	7	1	228	700131	1-7	5	23	705246	7-8	5	25	720233	1-7	5	24
630071		20	41	670043	7	1	228	700132	1-7	5	23	710124	7-8	10	23	720234	1-7-8	5	24
630080		20	41	670044	7	1	228	700134	1-7-8	5	22	710126	7-8	30	23	720235	1-7	5	24
630081		20	41	670060	7	1	228	700135	1-7	5	23	710136	7-8	20	23	720236	1-7-8	15	24
630082		20	41	670061	7	1	228	700136	1-7-8	30	22	710146	7-8	15	23	720237	1-7	5	24
630085		4	41	670062	7	1	228	700137	1-7	5	23	710156		1	23	720239	1-7-8	5	24
630090		100	41	670063	7	1	228	700139	1-7-8	5	22	710166		1	23	720240	1-7	5	24
630091		200	41	670130	7	1	229	700140	1-7	5	23	710224	7-8	6	23	720241	1-7	5	24
634001		1	221	670140	7	1	229	700141	1-7	5	23	710226	7-8	6	23	720242	1-7	5	24
634002		1	221	675001	7	1	231	700142	1-7	5	23	710236	7-8	15	23	720243	1-7	5	24
634004		1	221	675002	7	1	231	700144	1-7-8	5	22	710246	7-8	10	23	720244	1-7-8	5	24
634005		1	221	675101	7	1	231	700145	1-7	5	23	710256		1	23	720245	1-7	5	24
634006		1	221	675102	7	1	231	700146	1-7-8	20	22	710266		1	23	720246	1-7-8	15	24
634010		1	221	676001		1	231	700147	1-7	5	23	710326	7-8	2	23	720247	1-7	5	24
634100	8	1	221	676002	7	1	231	700149	1-7-8	5	22	710336	7-8	5	23	720249	1-7-8	5	24
634101		1	221	676003		1	231	700220	1-7	5	23	710346	7-8	5	23	721122	1-7	5	24
634102		1	221	676004		1	231	700222	1-7	5	23	720120	1-7	5	24	721132	7	5	24
634104		1	221	676101	7	1	231	700223	7	5	23	720122	7	5	24	721222	1-7	5	24
634105		1	221	676102	7	1	231	700224	1-7-8	5	22	720123	1-7	5	24	721232	7	5	24
634106		1	221	677001		1	231	700226	1-7-8	5	22	720124	1-7-8	5	24	725124	7-8	10	25
634110		1	221	677002		1	231	700227	1-7	5	23	720126	1-7-8	30	24	725126	7-8	10	25
638040		1	221	677003		1	231	700228	1-7	5	23	720127	1-7	5	24	725136	7-8	10	25
638041		1	221	677004		1	231	700229	1-7-8	5	22	720128	1-7	5	24	725146	7-8	10	25
638042		1	221	677101	7	1	231	700230	1-7	5	23	720129	1-7-8	5	24	725226	7-8	5	25
641216	1	1	378	677102	7	1	231	700231	1-7	5	23	720130	1-7	5	24	725236	7-8	5	25
643216	1	10	378	678001		1	231	700232	1-7	5	23	720131	1-7	5	24	725246	7-8	5	25
644001		1	220	678002		1	231	700233	1-7	5	23	720132	1-7	5	24	730124	7-8	10	25
644002		1	220	678101	7	1	231	700234	1-7-8	5	22	720134	1-7-8	5	24	730126	7-8	20	25
644003		1	220	678102	7	1	231	700235	1-7	5	23	720135	1-7	5	24	730136	7-8	15	25
644004		1	220	685001	7	1	231	700236	1-7-8	20	22	720136	1-7-8	20	24	730146	7-8	15	25
644005		1	220	685002	7	1	231	700237	1-7	5	23	720137	1-7	5	24	730224	7-8	6	25
644006		1	220	686001	7	1	231	700239	1-7-8	5	22	720139	1-7-8	5	24	730226	7-8	6	25
644010		1	220	686002	7	1	231	700240	1-7	5	23	720140	1-7	5	24	730236	7-8	10	25
644101		1	220	686003	7	1	231	700241	1-7	5	23	720141	1-7	5	24	730246	7-8	10	25
644102		1	220	686004	7	1	231	700242	1-7	5	23	720142	1-7	5	24	730326	7-8	2	25
644103		1	220	687001	7	1	231	700243	1-7	5	23	720144	1-7-8	5	24	730336	7-8	5	25
644104		1	220	687002	7	1	231	700244	1-7-8	5	22	720145	1-7	5	24	730346	7-8	5	25
644105		1	220	687003	7	1	231	700245	1-7	5	23	720146	1-7-8	20	24	740001	7	10	26
644106		1	220	687004	7	1	231	700246	1-7-8	20	22	720147	1-7	5	24	740002	7	10	26
644110		1	220	688001	7	1	231	700247	1-7	5	23	720149	1-7-8	5	24	740003	7	10	26
658529	7	1	41	688002	7	1	231	700249	1-7-8	5	22	720220	1-7	5	24	740101	7	10	26
670010		1	229	7				701122	1-7	5	23	720222	1-7	5	24	744338	7-8	1	369
670011		1	229	700120	1-7	5	23	701132	7	5	23	720223	7	5	24	744338	7-8	1	369
670012		1	229	700122	1-7	5	23	701222	1-7	5	23	720224	1-7-8	5	24	746338	1-7-8	1	369
670013		1	229	700123	1-7	5	23	701232	7	5	23	720226	1-7-8	5	24	747538	7-8	1	369
670030	7	1	228	700124	1-7-8	10	22	705124	7-8	10	25	720227	1-7	5	24	749538	1-7-8	1	369
670031	7	1	228	700126	1-7-8	40	22	705126	7-8	10	25	720228	1-7	5	24	749550	1-7-8	1	369
670032	7	1	228	700127	1-7	5	23	705136	7-8	10	25	720229	1-7-8	5	24	750530	8	1	59-127

Marks: 1=IMQ 2=VDE 3=PR.i.n.a. 4=M.M.I. 5=ENEC 6=ULus 7=UKR 8=RETIE 9=KEMA 10=EX 11=SI-Israel 12=CEX 13=INMETRO



SEQUENTIAL INDEX

Palazzoli code	Marks	Pack Qty	Catalogue page	Palazzoli code	Marks	Pack Qty	Catalogue page	Palazzoli code	Marks	Pack Qty	Catalogue page	Palazzoli code	Marks	Pack Qty	Catalogue page	Palazzoli code	Marks	Pack Qty	Catalogue page
750550	8	1	59-127	760347	1	1	47	766346	1	1	47	769239	1-8	1	48	769432	1	1	48
750650	8	1	59-127	760349	1	1	47	766436	1	1	47	769240	1-8	1	48	769433	1	1	48
750750	8	1	59-127	760434	1	1	47	766446	1	1	47	769241	1-8	1	48	769434	1	1	48
751530	8	1	59	760436	1	1	47	769120	1-8	1	48	769242	1-8	1	48	769435	1	1	48
751550	8	1	59	760437	1	1	47	769121	1-8	1	48	769243	1-8	1	48	769436	1	1	48
751650	8	1	59	760439	1	1	47	769122	1-8	1	48	769244	1-8	1	48	769437	1	1	48
751750	8	1	59	760444	1	1	47	769123	1-8	1	48	769245	1-8	1	48	769438	1	1	48
752126	7	1	26	760446	1	1	47	769124	1-8	1	48	769246	1-8	1	48	769439	1	1	48
752136	7	1	26	760447	1	1	47	769125	8	1	48	769247	1-8	1	48	769440	1	1	48
752146	7	1	26	760449	1	1	47	769126	1-8	1	48	769249	1-8	1	48	769441	1	1	48
753126	7	1	26	760530	8	1	59	769127	1-8	1	48	769320	1	1	48	769442	1	1	48
753136	7	1	26	760550	8	1	59	769128	1-8	1	48	769321	1	1	48	769443	1	1	48
753146	7	1	26	760650	8	1	59	769129	1-8	1	48	769322	1	1	48	769444	1	1	48
753236	7	1	26	760750	8	1	59	769130	1-8	1	48	769323	1	1	48	769445	1	1	48
754338	7-8	1	369	761530	8	1	59	769131	1-8	1	48	769324	1	1	48	769446	1	1	48
756338	1-7-8	1	369	761550	8	1	59	769132	1-8	1	48	769325	1	1	48	769447	1	1	48
757538	7-8	1	369	761650	8	1	59	769133	1-8	1	48	769326	1	1	48	769449	1	1	48
759538	1-7-8	1	369	761750	8	1	59	769134	1-8	1	48	769327	1	1	48	770124	1-8	1	49
759550	8	1	369	762124	1-8	1	47	769135	1-8	1	48	769328	1	1	48	770126	1-8	10	49
760124	1-8	1	47	762126	1-8	1	47	769136	1-8	1	48	769329	1	1	48	770129	1-8	1	49
760126	1-8	10	47	762136	1-8	1	47	769137	1-8	1	48	769330	1	1	48	770134	1-8	1	49
760129	1-8	1	47	762146	1-8	1	47	769138	1-8	1	48	769331	1	1	48	770136	1-8	10	49
760134	1-8	1	47	762224	1-8	1	47	769139	1-8	1	48	769332	1	1	48	770137	1-8	1	49
760136	1-8	10	47	762226	1-8	1	47	769140	1-8	1	48	769333	1	1	48	770139	1-8	1	49
760137	1-8	1	47	762236	1-8	1	47	769141	1-8	1	48	769334	1	1	48	770144	1-8	1	49
760139	1-8	1	47	762246	1-8	1	47	769142	1-8	1	48	769335	1	1	48	770146	1-8	10	49
760144	1-8	1	47	762336	1	1	47	769143	1-8	1	48	769336	1	1	48	770147	1-8	1	49
760146	1-8	10	47	762346	1	1	47	769144	1-8	1	48	769337	1	1	48	770149	1-8	1	49
760147	1-8	1	47	762436	1	1	47	769145	1-8	1	48	769338	1	1	48	770224	1-8	1	49
760149	1-8	1	47	762446	1	1	47	769146	1-8	1	48	769339	1	1	48	770226	1-8	1	49
760224	1-8	1	47	763124	1-8	1	47	769147	1-8	1	48	769340	1	1	48	770229	1-8	1	49
760226	1-8	1	47	763126	1-8	1	47	769149	1-8	1	48	769341	1	1	48	770233	1-8	1	49-351
760229	1-8	1	47	763136	1-8	1	47	769220	1-8	1	48	769342	1	1	48	770234	1-8	1	49
760233	1-8	1	47-351	763146	1-8	1	47	769221	1-8	1	48	769343	1	1	48	770236	1-8	5	49
760234	1-8	1	47	763224	1-8	1	47	769222	1-8	1	48	769344	1	1	48	770237	1-8	1	49
760236	1-8	5	47	763226	1-8	1	47	769223	1-8	1	48	769345	1	1	48	770239	1-8	1	49
760237	1-8	1	47	763236	1-8	1	47	769224	1-8	1	48	769346	1	1	48	770244	1-8	1	49
760239	1-8	1	47	763246	1-8	1	47	769225	8	1	48	769347	1	1	48	770246	1-8	5	49
760244	1-8	1	47	763336	1	1	47	769226	1-8	1	48	769349	1	1	48	770247	1-8	1	49
760246	1-8	5	47	763346	1	1	47	769227	1-8	1	48	769420	1	1	48	770249	1-8	1	49
760247	1-8	1	47	763436	1	1	47	769228	1-8	1	48	769421	1	1	48	770324	1	1	49
760249	1-8	1	47	763446	1	1	47	769229	1-8	1	48	769422	1	1	48	770326	1	1	49
760324	1	1	47	766124	1-8	1	47	769230	1-8	1	48	769423	1	1	48	770329	1	1	49
760326	1	1	47	766126	1-8	1	47	769231	1-8	1	48	769424	1	1	48	770334	1	1	49
760329	1	1	47	766136	1-8	1	47	769232	1-8	1	48	769425	1	1	48	770336	1	1	49
760334	1	1	47	766146	1-8	1	47	769233	1-8	1	48	769426	1	1	48	770337	1	1	49
760336	1	1	47	766224	1-8	1	47	769234	1-8	1	48	769427	1	1	48	770339	1	1	49
760337	1	1	47	766226	1-8	1	47	769235	1-8	1	48	769428	1	1	48	770344	1	1	49
760339	1	1	47	766236	1-8	1	47	769236	1-8	1	48	769429	1	1	48	770346	1	1	49
760344	1	1	47	766246	1-8	1	47	769237	1-8	1	48	769430	1	1	48	770347	1	1	49
760346	1	1	47	766336	1	1	47	769238	1-8	1	48	769431	1	1	48	770349	1	1	49

Certifications and marking of Palazzoli codes are in continuous development. Please visit the www.palazzoli.com website to view any updates.



SEQUENTIAL INDEX

Palazzoli code	Marks	Pack Qty	Catalogue page	Palazzoli code	Marks	Pack Qty	Catalogue page	Palazzoli code	Marks	Pack Qty	Catalogue page	Palazzoli code	Marks	Pack Qty	Catalogue page	Palazzoli code	Marks	Pack Qty	Catalogue page
770434	1	1	49	773126	1-8	10	50	776149	1-8	1	50	779140	1-8	1	51	779335	1	1	51
770436	1	1	49	773129	1-8	1	50	776224	1-8	1	50	779141	1-8	1	51	779336	1	1	51
770437	1	1	49	773134	1-8	1	50	776226	1-8	1	50	779142	1-8	1	51	779337	1	1	51
770439	1	1	49	773136	1-8	1	50	776229	1-8	1	50	779143	1-8	1	51	779338	1	1	51
770444	1	1	49	773137	1-8	1	50	776233	1-8	1	50	779144	1-8	1	51	779339	1	1	51
770446	1	1	49	773139	1-8	1	50	776234	1-8	1	50	779145	1-8	1	51	779340	1	1	51
770447	1	1	49	773144	1-8	1	50	776236	1-8	1	50	779146	1-8	1	51	779341	1	1	51
770449	1	1	49	773146	1-8	1	50	776237	1-8	1	50	779147	1-8	1	51	779342	1	1	51
772124	1-8	1	49	773147	1-8	1	50	776239	1-8	1	50	779149	1-8	1	51	779343	1	1	51
772126	1-8	10	49	773149	1-8	1	50	776244	1-8	1	50	779220	1-8	1	51	779344	1	1	51
772129	1-8	1	49	773224	1-8	1	50	776246	1-8	1	50	779221	1-8	1	51	779345	1	1	51
772134	1-8	1	49	773226	1-8	1	50	776247	1-8	1	50	779222	1-8	1	51	779346	1	1	51
772136	1-8	1	49	773229	1-8	1	50	776249	1-8	1	50	779223	1-8	1	51	779347	1	1	51
772137	1-8	1	49	773233	1-8	1	50	776324	1	1	50	779224	1-8	1	51	779349	1	1	51
772139	1-8	1	49	773234	1-8	1	50	776326	1	1	50	779225	1-8	1	51	779420	1	1	51
772144	1-8	1	49	773236	1-8	1	50	776329	1	1	50	779226	1-8	1	51	779421	1	1	51
772146	1-8	1	49	773237	1-8	1	50	776334	1	1	50	779227	1-8	1	51	779422	1	1	51
772147	1-8	1	49	773239	1-8	1	50	776336	1	1	50	779228	1-8	1	51	779423	1	1	51
772149	1-8	1	49	773244	1-8	1	50	776337	1	1	50	779229	1-8	1	51	779424	1	1	51
772224	1-8	1	49	773246	1-8	1	50	776339	1	1	50	779230	1-8	1	51	779426	1	1	51
772226	1-8	1	49	773247	1-8	1	50	776344	1	1	50	779232	1-8	1	51	779427	1	1	51
772229	1-8	1	49	773249	1-8	1	50	776346	1	1	50	779233	1-8	1	51	779428	1	1	51
772233	1-8	1	49-351	773324	1	1	50	776347	1	1	50	779234	1-8	1	51	779429	1	1	51
772234	1-8	1	49	773326	1	1	50	776349	1	1	50	779235	1-8	1	51	779430	1	1	51
772236	1-8	1	49	773329	1	1	50	776434	1	1	50	779236	1-8	1	51	779431	1	1	51
772237	1-8	1	49	773334	1	1	50	776436	1	1	50	779237	1-8	1	51	779432	1	1	51
772239	1-8	1	49	773336	1	1	50	776437	1	1	50	779238	1-8	1	51	779433	1	1	51
772244	1-8	1	49	773337	1	1	50	776439	1	1	50	779239	1-8	1	51	779434	1	1	51
772246	1-8	1	49	773339	1	1	50	776444	1	1	50	779240	1-8	1	51	779435	1	1	51
772247	1-8	1	49	773344	1	1	50	776446	1	1	50	779241	1-8	1	51	779436	1	1	51
772249	1-8	1	49	773346	1	1	50	776447	1	1	50	779242	1-8	1	51	779437	1	1	51
772324	1	1	49	773347	1	1	50	776449	1	1	50	779243	1-8	1	51	779438	1	1	51
772326	1	1	49	773349	1	1	50	779120	1-8	1	51	779244	1-8	1	51	779439	1	1	51
772329	1	1	49	773434	1	1	50	779121	1-8	1	51	779245	1-8	1	51	779440	1	1	51
772334	1	1	49	773436	1	1	50	779122	1-8	1	51	779246	1-8	1	51	779441	1	1	51
772336	1	1	49	773437	1	1	50	779123	1-8	1	51	779247	1-8	1	51	779442	1	1	51
772337	1	1	49	773439	1	1	50	779124	1-8	1	51	779249	1-8	1	51	779443	1	1	51
772339	1	1	49	773444	1	1	50	779126	1-8	1	51	779320	1	1	51	779444	1	1	51
772344	1	1	49	773446	1	1	50	779127	1-8	1	51	779321	1	1	51	779445	1	1	51
772346	1	1	49	773447	1	1	50	779128	1-8	1	51	779322	1	1	51	779446	1	1	51
772347	1	1	49	773449	1	1	50	779129	1-8	1	51	779323	1	1	51	779447	1	1	51
772349	1	1	49	776124	1-8	1	50	779130	1-8	1	51	779324	1	1	51	779449	1	1	51
772434	1	1	49	776126	1-8	1	50	779131	1-8	1	51	779326	1	1	51	8			
772436	1	1	49	776129	1-8	1	50	779132	1-8	1	51	779327	1	1	51	800061	4-7	6	207
772437	1	1	49	776134	1-8	1	50	779133	1-8	1	51	779328	1	1	51	800062	4-7	6	207
772439	1	1	49	776136	1-8	1	50	779134	1-8	1	51	779329	1	1	51	800063	4-7	6	207
772444	1	1	49	776137	1-8	1	50	779135	1-8	1	51	779330	1	1	51	800064	4-7	6	207
772446	1	1	49	776139	1-8	1	50	779136	1-8	1	51	779331	1	1	51	800071	7	1	210
772447	1	1	49	776144	1-8	1	50	779137	1-8	1	51	779332	1	1	51	800072	7	1	210
772449	1	1	49	776146	1-8	1	50	779138	1-8	1	51	779333	1	1	51	800073	7	1	210
773124	1-8	1	50	776147	1-8	1	50	779139	1-8	1	51	779334	1	1	51	800074	7	1	210

Marks: 1=IMQ 2=VDE 3=PR.I.n.a. 4=M.M.I. 5=ENEC 6=ULUS 7=UKR 8=RETIE 9=KEMA 10=EX 11=SI-Israel 12=IECEX 13=INMETRO



SEQUENTIAL INDEX

Palazzoli code	Marks	Pack Qty	Catalogue page	Palazzoli code	Marks	Pack Qty	Catalogue page	Palazzoli code	Marks	Pack Qty	Catalogue page	Palazzoli code	Marks	Pack Qty	Catalogue page	Palazzoli code	Marks	Pack Qty	Catalogue page
800091	7	10	378	810184	5	1	271	811420		1	239	811926		1	241	817020	5	1	260
800092	7	10	378	810185	5	1	271	811424		1	239	811927		1	241	817024	5	1	260
800093	7	10	378	810190	5	1	271	811428		1	239	811928		1	241	817058	5	1	260
800094	7	10	378	810191	5	1	271	811436		1	239	811929		1	241	817062	5	1	260
800121		1	213	810192	5	1	271	811442		1	239	811930		1	241	817066	5	1	260
800122		1	213	810193	5	1	271	811456	5	1	240	811931		1	241	817070	5	1	260
800123		1	213	810194	5	1	271	811462	5	1	240	811932		1	241	817074	5	1	260
810020	5	1	271	810195	5	1	271	811468		1	240	811933		1	241	817108	5	1	261
810021	5	1	271	810200	7	2	288	811474		1	240	811934		1	241	817112	5	1	261
810022	5	1	271	810226	5	1	273	811480		1	240	811935		1	241	817116	5	1	261
810023	5	1	271	810256	5	1	273	811486		1	240	811936		1	241	817120	5	1	261
810024	5	1	271	810271	7	1	287	811492		1	240	811937		1	241	817124	5	1	261
810025	5	1	271	810286	5	1	273	811509	5	1	240	811938		1	241	817158	5	1	261
810050	5	1	271	810296	5	1	273	811512	5	1	240	811939		1	241	817162	5	1	261
810051	5	1	271	810991		1	272	811515	5	1	240	811940		1	241	817166	5	1	261
810052	5	1	271	810992		1	272	811518		1	240	811941		1	241	817170	5	1	261
810053	5	1	271	810993		1	273	811524		1	240	811942		1	241	817174	5	1	261
810054	5	1	271	810994		1	272	811530		1	240	811943		1	241	817208	5	1	261
810055	5	1	271	810995		1	272	811536		1	240	811944		1	241	817212	5	1	261
810060	7	5	288	810996		1	272	811545		1	240	811945		1	241	817216	5	1	261
810071	7	1	287	810997		1	272	811556	5	1	240	811946		1	241	817220	5	1	261
810080	5	1	271	810998		1	272	811559	5	1	240	811947		1	241	817224	5	1	261
810081	5	1	271	810999		1	272	811562	5	1	240	811948		1	241	817304	5	1	265
810082	5	1	271	811060	7	5	288	811565	5	1	240	811954	5	1	237	817305	5	1	265
810083	5	1	271	811071	7	1	287	811568		1	240	811956	5	1	237	817308	5	1	265
810084	5	1	271	811100	7	1	288	811574		1	240	811959	5	1	237	817309	5	1	265
810085	5	1	271	811171	7	1	287	811579		1	237	811962	5	1	237	817312	5	1	265
810090	5	1	271	811200	7	2	288	811580		1	240	811965	5	1	237	817313	5	1	265
810091	5	1	271	811271	7	1	287	811582		1	237	811974	5	1	237	817316	5	1	265
810092	5	1	271	811304	5	1	239	811586		1	240	811976	5	1	237	817317	5	1	265
810093	5	1	271	811308	5	1	239	811590		1	237	812060	7	5	288	817320	5	1	265
810094	5	1	271	811312	5	1	239	811595		1	240	812071	7	1	287	817321	5	1	265
810095	5	1	271	811316		1	239	811900		1	241	812100	7	5	288	817324	5	1	265
810100	7	1	288	811320		1	239	811901		1	241	812171	7	1	287	817325	5	1	265
810120	5	1	271	811324		1	239	811902		1	241	812200	7	2	288	817354	5	1	265
810121	5	1	271	811328		1	239	811903		1	241	812271	7	1	287	817355	5	1	265
810122	5	1	271	811336		1	239	811904		1	241	812988	7	1	287	817358	5	1	265
810123	5	1	271	811342		1	239	811905		1	241	813060	7	1	288	817359	5	1	265
810124	5	1	271	811356	5	1	240	811906		1	241	813071	7	1	287	817362	5	1	265
810125	5	1	271	811362	5	1	240	811907		1	241	813100	7	2	288	817363	5	1	265
810150	5	1	271	811368		1	240	811908		1	261-273	813171	7	1	287	817366	5	1	265
810151	5	1	271	811374		1	240	811911		1	261	813200	7	2	288	817367	5	1	265
810152	5	1	271	811380		1	240	811912		1	261-273	813271	7	1	287	817370	5	1	265
810153	5	1	271	811386		1	240	811914		1	261	814052	7	1	287-359	817371	5	1	265
810154	5	1	271	811392		1	240	811916		1	267	815141		1	357	817374	5	1	265
810155	5	1	271	811404	5	1	239	811919		1	267	815151		1	357	817375	5	1	265
810171	7	1	287	811406	5	1	239	811920		1	267	815161		1	357	817404	5	1	265
810180	5	1	271	811408	5	1	239	811921		1	267	815181		1	357	817405	5	1	265
810181	5	1	271	811412	5	1	239	811923		1	267	817008	5	1	260	817408	5	1	265
810182	5	1	271	811414	5	1	239	811924		1	267	817012	5	1	260	817409	5	1	265
810183	5	1	271	811416		1	239	811925		1	241	817016	5	1	260	817412	5	1	265

Certifications and marking of Palazzoli codes are in continuous development. Please visit the www.palazzoli.com website to view any updates.



SEQUENTIAL INDEX

Palazzoli code	Marks	Pack Qty	Catalogue page	Palazzoli code	Marks	Pack Qty	Catalogue page	Palazzoli code	Marks	Pack Qty	Catalogue page	Palazzoli code	Marks	Pack Qty	Catalogue page	Palazzoli code	Marks	Pack Qty	Catalogue page
817413	5	1	265	817620	5	1	266	820021	7	1	379	824131	7	1	279	831540	7	1	379
817416	5	1	265	817621	5	1	266	820022		1	379	824231	7	1	279	831612	7	1	379
817417	5	1	265	817624	5	1	266	820030	7	1	379	824331	7	1	279	831627		1	356
817420	5	1	265	817625	5	1	266	820031	7	1	379	824561		1	279	831640	7	1	379-380
817421	5	1	265	817654	5	1	266	820032		1	379	824761	7	1	279	831712	7	1	379
817424	5	1	265	817655	5	1	266	820042		1	379	824861	7	1	279	831727		1	356
817425	5	1	265	817658	5	1	266	820111	7	1	280	824961	7	1	279	831740	7	1	379
817454	5	1	265	817659	5	1	266	820131	7	1	280	825111	7	1	280	831914	7	1	284
817455	5	1	265	817662	5	1	266	820132	7	1	280	825132	7	1	280	831934	7	1	284
817458	5	1	265	817663	5	1	266	820133	7	1	280	825211	7	1	280	831954	7	1	284
817459	5	1	265	817666	5	1	266	820151	7	1	280	825232	7	1	280	841011		1	363
817462	5	1	265	817667	5	1	266	820152	7	1	280	825240		1	276	841062	3	1	363
817463	5	1	265	817670	5	1	266	820211	7	1	280	825242		1	276	841141	3	1	362
817466	5	1	265	817671	5	1	266	820231	7	1	280	825562	7	1	280	841142	3	1	362
817467	5	1	265	817674	5	1	266	820232	7	1	280	825962	7	1	280	841171	3	1	362
817470	5	1	265	817675	5	1	266	820233	7	1	280	828132	7	1	280	841243	3	1	362
817471	5	1	265	819001		1	380	820240		1	275	828140		1	276	841273	3	1	362
817474	5	1	265	819012	7	1	289-359	820242		1	275	828142		1	276	841411		1	363
817475	5	1	265	819015	7	1	289	820251	7	1	280	828232	7	1	280	841462	3	1	363
817504	5	1	266	819017	7	1	289	820252	7	1	280	828240		1	276	841562	3	1	363
817505	5	1	266	819018	7	1	289	820311	7	1	280	828242		1	276	842132	7	1	281
817508	5	1	266	819019	7	1	289	820331	7	1	280	830071	7	1	284	842140		1	276
817509	5	1	266	819020	7	1	289	820332	7	1	280	830072	7	1	284	842142		1	276
817512	5	1	266	819022	7	1	289-357	820340		1	275	830512	7	1	379	842232	7	1	281
817513	5	1	266	819030	7	5	289-358	820342		1	275	830540	7	1	379	842240		1	276
817516	5	1	266	819035	7	1	289-358	820462	7	1	280	831069		1	356	842242		1	276
817517	5	1	266	819040	7	1	380	820511	7	1	280	831071	7	1	284	842962	7	1	281
817520	5	1	266	819055	7	20	379	820562	7	1	280	831072	7	1	284	843111	7	1	281
817521	5	1	266	819056	7	10	379	820662	7	1	280	831075	7	1	284	843132	7	1	281
817524	5	1	266	819112	7	1	289	820711	7	1	280	831089		1	356	843211	7	1	281
817525	5	1	266	819120	7	1	289	820762	7	1	280	831091	7	1	284	843232	7	1	281
817554	5	1	266	819130	7	5	289-358	820862	7	1	280	831092	7	1	284	843240		1	276
817555	5	1	266	819135	7	1	289-358	820911	7	1	280	831095	7	1	284	843242		1	276
817558	5	1	266	819140	7	1	380	820962	7	1	280	831109		1	356	843462	7	1	281
817559	5	1	266	819160		1	381	822131	7	1	279	831171	7	1	284	843511	7	1	281
817562	5	1	266	819212	7	1	289	822132	7	1	279	831172	7	1	284	843562	7	1	281
817563	5	1	266	819220	7	1	289	822140		1	275	831175	7	1	284	843911	7	1	281
817566	5	1	266	819230	7	5	289-358	822142		1	275	831189		1	356	843962	7	1	281
817567	5	1	266	819235	7	1	289-358	822211	7	1	279	831191	7	1	284	845111	7	1	281
817570	5	1	266	820000	7	1	277	822231	7	1	279	831192	7	1	284	845132	7	1	281
817571	5	1	266	820001	7	1	277	822232	7	1	279	831195	7	1	284	845211	7	1	281
817574	5	1	266	820002	7	1	281-331	822240		1	275	831209		1	356	845232	7	1	281
817575	5	1	266	820003	7	1	281-331	822242	11	1	275	831271	7	1	284	845240		1	277
817604	5	1	266	820006		1	277	822311	7	1	279	831272	7	1	284	845242		1	277
817605	5	1	266	820007		1	363	822331	7	1	279	831275	7	1	284	845562	7	1	281
817608	5	1	266	820008	7	1	281	822332	7	1	279	831289		1	356	845962	7	1	281
817609	5	1	266	820010		1	331	822340		1	275	831291	7	1	284	847132	7	1	281
817612	5	1	266	820011		1	331	822342		1	275	831292	7	1	284	847140		1	277
817613	5	1	266	820016		1	331	822762	7	1	279	831295	7	1	284	847142		1	277
817616	5	1	266	820017		1	331	822862	7	1	279	831512	7	1	379	847211	7	1	281
817617	5	1	266	820020	7	1	379	822962	7	1	279	831527		1	356	847232	7	1	281

Marks: 1=IMQ 2=VDE 3=IR.i.na. 4=M.M.I. 5=ENEC 6=ULUS 7=UKR 8=RETIE 9=KEMA 10=EX 11=SI-Israel 12=IECEX 13=INMETRO



SEQUENTIAL INDEX

Palazzoli code	Marks	Pack Qty	Catalogue page	Palazzoli code	Marks	Pack Qty	Catalogue page	Palazzoli code	Marks	Pack Qty	Catalogue page	Palazzoli code	Marks	Pack Qty	Catalogue page	Palazzoli code	Marks	Pack Qty	Catalogue page
847240		1	277	881562	3	1	363	272302EX	8-10 12-13	1	323	463139EX	8-10 12-13	1	302-303	465334EX	8-10 12-13	1	309
847242		1	277	9				272303EX	8-10 12-13	1	323	463144EX	8-10 12-13	1	302-303	465336EX	8-10 12-13	1	309
849011		1	363	900253		1	214	272304EX	8-10 12-13	1	323	463146EX	8-10 12-13	1	302-303	465337EX	8-10 12-13	1	309
849062	3-7	1	363	900259		1	378	272306EX	8-10 12-13	1	323	463147EX	8-10 12-13	1	302-303	465339EX	8-10 12-13	1	309
849141	3	1	362	900263		1	214	272307EX	8-10 12-13	1	323	463149EX	8-10 12-13	1	302-303	465344EX	8-10 12-13	1	309
849142	3	1	362	900269		1	378	282402EX	8-10 12-13	1	323	463324EX	8-10 12-13	1	303	465346EX	8-10 12-13	1	309
849171	3	1	362	900273		1	214	282403EX	8-10 12-13	1	323	463326EX	8-10 12-13	1	303	465347EX	8-10 12-13	1	309
849172	3	1	362	900279		1	378	282404EX	8-10 12-13	1	323	463329EX	8-10 12-13	1	303	465349EX	8-10 12-13	1	309
849243	3	1	362	900355		1	355	282406EX	8-10 12-13	1	323	463334EX	8-10 12-13	1	303	466124EX	8-10 12-13	1	307-308
849273	3	1	362	900365		1	355	282407EX	8-10 12-13	1	323	463336EX	8-10 12-13	1	303	466126EX	8-10 12-13	1	307-308
849411		1	363	900375		1	355	292101EX	8-10 12-13	1	321	463337EX	8-10 12-13	1	303	466129EX	8-10 12-13	1	307-308
849462	3	1	363	900448		1	214	292102EX	8-10 12-13	1	321	463339EX	8-10 12-13	1	303	466134EX	8-10 12-13	1	307-308
849511		1	363	900449		1	329	292103EX	8-10 12-13	1	321	463344EX	8-10 12-13	1	303	466136EX	8-10 12-13	1	307-308
849562	3	1	363	900453		1	214	292201EX	8-10 12-13	1	321	463346EX	8-10 12-13	1	303	466137EX	8-10 12-13	1	307-308
850042		1	357	900459		1	378	292202EX	8-10 12-13	1	321	463347EX	8-10 12-13	1	303	466139EX	8-10 12-13	1	307-308
850045		1	357	900463		1	214	292203EX	8-10 12-13	1	321	463349EX	8-10 12-13	1	303	466144EX	8-10 12-13	1	307-308
850050		1	357	900469		1	378	292301EX	8-10 12-13	1	321	464210EX	8-10 12-13	1	302-304	466146EX	8-10 12-13	1	307-308
850054	2	356		900473		1	214	292302EX	8-10 12-13	1	321	464220EX	8-10 12-13	1	302-304	466147EX	8-10 12-13	1	307-308
850058		1	357	900479		1	378	292303EX	8-10 12-13	1	321	464230EX	8-10 12-13	1	302-304	466149EX	8-10 12-13	1	307-308
850060		1	289-357	900548		1	355	292411EX	8-10 12-13	1	321	464310EX	8-10 12-13	1	302-304	467124EX	8-10 12-13	1	301-303
850061		1	289-357	900553		1	355	292412EX	8-10 12-13	1	321	464320EX	8-10 12-13	1	302-304	467126EX	8-10 12-13	1	301-303
850062		1	289-357	900563		1	355	292413EX	8-10 12-13	1	321	464330EX	8-10 12-13	1	302-304	467129EX	8-10 12-13	1	301-303
850063		1	289-357	900573		1	355	4EX				464336EX	8-10 12-13	1	304	467134EX	8-10 12-13	1	301-303
850064		1	289-357	1EX				460224EX	8-10 12-13	1	307-308	464339EX	8-10 12-13	1	304	467136EX	8-10 12-13	1	301-303
850065		1	358	150021EX	8-10 12-13	1	313	460226EX	8-10 12-13	1	307-308	464346EX	8-10 12-13	1	304	467137EX	8-10 12-13	1	301-303
850080		1	380	2EX				460229EX	8-10 12-13	1	307-308	464410EX	8-10 12-13	1	302-304	467139EX	8-10 12-13	1	301-303
850090		1	357	201151EX	10	1	327	460234EX	8-10 12-13	1	307-308	464420EX	8-10 12-13	1	302-304	467144EX	8-10 12-13	1	301-303
850091		1	357	201152EX	10	1	327	460236EX	8-10 12-13	1	307-308	464430EX	8-10 12-13	1	302-304	467146EX	8-10 12-13	1	301-303
850140		1	356	201156EX	10	1	327	460237EX	8-10 12-13	1	307-308	464621EX	8-10 12-13	1	302-304	467147EX	8-10 12-13	1	301-303
850143		1	356	202271EX	10	1	325	460239EX	8-10 12-13	1	307-308	464711EX	8-10 12-13	1	302-304	467149EX	8-10 12-13	1	301-303
850172		1	289-357	202275EX	10	1	325	460244EX	8-10 12-13	1	307-308	464721EX	8-10 12-13	1	302-304	470224EX	8-10 12-13	1	301-303
850300		1	358	202276EX	10	1	325	460246EX	8-10 12-13	1	307-308	464722EX	8-10 12-13	1	302	470226EX	8-10 12-13	1	301-303
850301		1	358	202282EX	10	1	325	460247EX	8-10 12-13	1	307-308	464731EX	8-10 12-13	1	302-304	470229EX	8-10 12-13	1	301-303
850360		1	381	261021EX	10	1	327	460249EX	8-10 12-13	1	307-308	464732EX	8-10 12-13	1	302	470234EX	8-10 12-13	1	301-303
850380		1	381	261432EX	10	1	325	460324EX	8-10 12-13	1	307-308	464811EX	8-10 12-13	1	302-304	470236EX	8-10 12-13	1	301-303
850381		1	381	261433EX	10	1	325	460326EX	8-10 12-13	1	307-308	464831EX	8-10 12-13	1	302-304	470237EX	8-10 12-13	1	301-303
850391		1	358	261435EX	10	1	325	460329EX	8-10 12-13	1	307-308	464832EX	8-10 12-13	1	302	470239EX	8-10 12-13	1	301-303
859180		1	381	261445EX	10	1	325	460334EX	8-10 12-13	1	307-308	465124EX	8-10 12-13	1	308-309	470244EX	8-10 12-13	1	301-303
859188		10	380	272141EX	8-10 12-13	1	323	460336EX	8-10 12-13	1	307-308	465126EX	8-10 12-13	1	308-309	470246EX	8-10 12-13	1	301-303
859400		1	289-358	272142EX	8-10 12-13	1	323	460337EX	8-10 12-13	1	307-308	465129EX	8-10 12-13	1	308-309	470247EX	8-10 12-13	1	301-303
859412	7	1	284-356	272143EX	8-10 12-13	1	323	460339EX	8-10 12-13	1	307-308	465134EX	8-10 12-13	1	308-309	470249EX	8-10 12-13	1	301-303
861550		1	355	272144EX	8-10 12-13	1	323	460344EX	8-10 12-13	1	307-308	465136EX	8-10 12-13	1	308-309	470324EX	8-10 12-13	1	301-303
878141	3	1	362	272146EX	8-10 12-13	1	323	460346EX	8-10 12-13	1	307-308	465137EX	8-10 12-13	1	308-309	470326EX	8-10 12-13	1	301-303
878142	3	1	362	272147EX	8-10 12-13	1	323	460347EX	8-10 12-13	1	307-308	465139EX	8-10 12-13	1	308-309	470329EX	8-10 12-13	1	301-303
878243	3	1	362	272241EX	8-10 12-13	1	323	460349EX	8-10 12-13	1	307-308	465144EX	8-10 12-13	1	308-309	470334EX	8-10 12-13	1	301-303
878741	3	1	362	272242EX	8-10 12-13	1	323	463124EX	8-10 12-13	1	302-303	465146EX	8-10 12-13	1	308-309	470336EX	8-10 12-13	1	301-303
878742	3	1	362	272243EX	8-10 12-13	1	323	463126EX	8-10 12-13	1	302-303	465147EX	8-10 12-13	1	308-309	470337EX	8-10 12-13	1	301-303
879062	3	1	363	272244EX	8-10 12-13	1	323	463129EX	8-10 12-13	1	302-303	465149EX	8-10 12-13	1	308-309	470339EX	8-10 12-13	1	301-303
879462	3	1	363	272246EX	8-10 12-13	1	323	463134EX	8-10 12-13	1	302-303	465324EX	8-10 12-13	1	309	470344EX	8-10 12-13	1	301-303
879562	3	1	364	272247EX	8-10 12-13	1	323	463136EX	8-10 12-13	1	302-303	465326EX	8-10 12-13	1	309	470346EX	8-10 12-13	1	301-303
881062	3	1	363	272301EX	8-10 12-13	1	323	463137EX	8-10 12-13	1	302-303	465329EX	8-10 12-13	1	309	470347EX	8-10 12-13	1	301-303

Certifications and marking of Palazzoli codes are in continuous development. Please visit the www.palazzoli.com website to view any updates.



SEQUENTIAL INDEX

Palazzoli code	Marks	Pack Qty	Catalogue page	Palazzoli code	Marks	Pack Qty	Catalogue page	Palazzoli code	Marks	Pack Qty	Catalogue page	Palazzoli code	Marks	Pack Qty	Catalogue page	Palazzoli code	Marks	Pack Qty	Catalogue page
470349EX	8-10 12-13	1	301-303	476925EX		1	299	571029EX	10-12-13	20	317	7EX				820111EX	10	1	333
472236EX	8-10 12-13	1	308-309	5EX				571036EX	10-12-13	10	317	760124EX	8-10-12	1	299	820131EX	8-10 12-13	1	333
472237EX	8-10 12-13	1	308	511910EX	8-10 12-13	1	313	571042EX	10-12-13	5	317	760126EX	8-10-12	1	299	820132EX	8-10 12-13	1	333
472246EX	8-10 12-13	1	308-309	511911EX	8-10 12-13	1	313	571048EX	10-12-13	5	317	760129EX	8-10-12	1	299	820211EX	10	1	333
472247EX	8-10 12-13	1	308	511912EX	8-10 12-13	1	313	571109EX	10-12-13	50	317	760134EX	8-10-12	1	299	820231EX	8-10 12-13	1	333
472256EX	8-10 12-13	1	308-309	511913EX	8-10 12-13	1	313	571111EX	10-12-13	50	317	760136EX	8-10-12	1	299	820232EX	8-10 12-13	1	333
472257EX	8-10 12-13	1	308	511914EX	10	1	309	571113EX	10-12-13	50	317	760137EX	8-10-12	1	299	820311EX	10	1	333
472336EX	8-10 12-13	1	308-309	511917EX	8-10 12-13	1	313	571116EX	10-12-13	50	317	760139EX	8-10-12	1	299	820331EX	8-10 12-13	1	333
472337EX	8-10 12-13	1	308	511919EX	10	1	309	571121EX	10-12-13	20	317	760144EX	8-10-12	1	299	820332EX	8-10 12-13	1	333
472346EX	8-10 12-13	1	308-309	511920EX	8-10 12-13	1	313	571129EX	10-12-13	20	317	760146EX	8-10-12	1	299	822111EX	10	1	333
472347EX	8-10 12-13	1	308	511921EX	8-10 12-13	1	313	571136EX	10-12-13	10	317	760147EX	8-10-12	1	299	822131EX	8-10 12-13	1	333
472356EX	8-10 12-13	1	308-309	511922EX	8-10 12-13	1	313	571142EX	10-12-13	5	317	760149EX	8-10-12	1	299	822132EX	8-10 12-13	1	333
472357EX	8-10 12-13	1	308	511923EX	8-10 12-13	1	313	571148EX	10-12-13	5	317	760224EX	8-10-12	1	299	822140EX	10	1	337
472436EX	8-10 12-13	1	308-309	532005EX	8-10 12-13	1	311	580360EX	10-12-13	1	319	760226EX	8-10-12	1	299	822142EX	10	1	337
472437EX	8-10 12-13	1	308	532006EX	8-10 12-13	1	311	580361EX	10-12-13	1	319	760229EX	8-10-12	1	299	822181EX	8-10 12-13	1	331
472446EX	8-10 12-13	1	308-309	532015EX	8-10 12-13	1	311	580364EX	10-12-13	1	319	760234EX	8-10-12	1	299	822182EX	8-10 12-13	1	331
472447EX	8-10 12-13	1	308	532016EX	8-10 12-13	1	311	580365EX	10-12-13	1	319	760236EX	8-10-12	1	299	822211EX	10	1	333
472456EX	8-10 12-13	1	308-309	532017EX	8-10 12-13	1	311	580394EX	10-12-13	1	319	760237EX	8-10-12	1	299	822231EX	8-10 12-13	1	333
472457EX	8-10 12-13	1	308	532018EX	8-10 12-13	1	311	580395EX	10-12-13	1	319	760239EX	8-10-12	1	299	822232EX	8-10 12-13	1	333
472546EX	8-10 12-13	1	308-309	532035EX	8-10 12-13	1	311	580396EX	10-12-13	1	319	760244EX	8-10-12	1	299	822240EX	10	1	337
472547EX	8-10 12-13	1	308	532045EX	8-10 12-13	1	311	580416EX	10-12-13	1	319	760246EX	8-10-12	1	299	822242EX	10	1	337
472556EX	8-10 12-13	1	308-309	532055EX	8-10 12-13	1	311	580420EX	10-12-13	1	319	760247EX	8-10-12	1	299	822281EX	8-10 12-13	1	331
472557EX	8-10 12-13	1	308	532116EX	8-10 12-13	1	311	580425EX	10-12-13	1	319	760249EX	8-10-12	1	299	822282EX	8-10 12-13	1	331
472611EX	8-10 12-13	1	302-303	532117EX	8-10 12-13	1	311	580432EX	10-12-13	1	319	760324EX	8-10-12	1	299	822311EX	10	1	333
472612EX	8-10 12-13	1	302	532118EX	8-10 12-13	1	311	580440EX	10-12-13	1	319	760326EX	8-10-12	1	299	822331EX	8-10 12-13	1	333
472621EX	8-10 12-13	1	302-303	532200EX	8-10 12-13	1	311	580450EX	10-12-13	1	319	760329EX	8-10-12	1	299	822332EX	8-10 12-13	1	333
472622EX	8-10 12-13	1	302	532201EX	8-10 12-13	1	311	580463EX	10-12-13	1	319	760334EX	8-10-12	1	299	822340EX	10	1	337
472631EX	8-10 12-13	1	302-303	532202EX	8-10 12-13	1	311	581012EX	10-12-13	50	318	760336EX	8-10-12	1	299	822342EX	10	1	337
472632EX	8-10 12-13	1	302	532203EX	8-10 12-13	1	311	581016EX	10-12-13	50	318	760337EX	8-10-12	1	299	830072EX	10-12-13	1	335
472711EX	8-10 12-13	1	302-303	532204EX	8-10 12-13	1	311	581020EX	10-12-13	50	318	760339EX	8-10-12	1	299	831072EX	10-12-13	1	335
472712EX	8-10 12-13	1	302	532240EX	10	1	304	581025EX	10-12-13	20	318	760344EX	8-10-12	1	299	831172EX	10-12-13	1	335
472721EX	8-10 12-13	1	302-303	532242EX	10	1	304	581032EX	10-12-13	20	318	760346EX	8-10-12	1	299	831272EX	10-12-13	1	335
472722EX	8-10 12-13	1	302	532244EX	10	1	304	581040EX	10-12-13	20	318	760347EX	8-10-12	1	299	842140EX	10	1	337
472731EX	8-10 12-13	1	302-303	538421EX		1	304	581050EX	10-12-13	10	318	760349EX	8-10-12	1	299	842142EX	10	1	337
472732EX	8-10 12-13	1	302	538429EX		1	304	581063EX	10-12-13	5	318	8EX				842240EX	10	1	337
472751EX	8-10 12-13	1	302-303	538436EX		1	304	581112EX	10-12-13	50	318	810020EX	5-10	1	339	842242EX	10	1	337
472752EX	8-10 12-13	1	302	540061EX		1	313	581116EX	10-12-13	50	318	810021EX	5-10	1	339	842340EX	10	1	337
472811EX	8-10 12-13	1	302-303	540063EX		1	313	581120EX	10-12-13	50	318	810022EX	5-10	1	339	842342EX	10	1	337
472812EX	8-10 12-13	1	302	540065EX		1	313	581125EX	10-12-13	20	318	810050EX	5-10	1	339	9EX			
472821EX	8-10 12-13	1	302-303	540180EX		1	309-313	581132EX	10-12-13	20	318	810051EX	5-10	1	339	900253EX	10	1	329
472822EX	8-10 12-13	1	302	540185EX		1	309	581140EX	10-12-13	20	318	810052EX	5-10	1	339	900263EX	10	1	329
472831EX	8-10 12-13	1	302-303	540186EX		1	309	581150EX	10-12-13	10	318	810080EX	5-10	1	339	900273EX	10	1	329
472832EX	8-10 12-13	1	302	540190EX		1	313	581163EX	10-12-13	5	318	810081EX	5-10	1	339	900453EX	10-12-13	1	329
472841EX	8-10 12-13	1	302-303	540195EX		1	313	582112EX	10-12-13	50	319	810082EX	5-10	1	339	900463EX	10-12-13	1	329
472842EX	8-10 12-13	1	302	541050EX		1	313	582116EX	10-12-13	50	319	810090EX	5-10	1	339	900473EX	10-12-13	1	329
476903EX		1	299	541055EX		1	309-313	582120EX	10-12-13	50	319	810091EX	5-10	1	339				
476905EX		1	299	571009EX	10-12-13	50	317	582125EX	10-12-13	20	319	810092EX	5-10	1	339				
476907EX		1	299	571011EX	10-12-13	50	317	582132EX	10-12-13	20	319	810226EX	5-10	1	339				
476909EX		1	299	571013EX	10-12-13	50	317	582140EX	10-12-13	20	319	810256EX	5-10	1	339				
476913EX		1	299	571016EX	10-12-13	50	317	582150EX	10-12-13	10	319	810286EX	5-10	1	339				
476923EX		1	299	571021EX	10-12-13	20	317	582163EX	10-12-13	5	319	810296EX	5-10	1	339				

Marks: 1=IMQ 2=VDE 3=PR.i.n.a. 4=M.M.I. 5=ENEC 6=ULUS 7=UKR 8=RETIE 9=KEMA 10=EX 11=SIHsræel 12=IECEX 13=INMETRO

GENERAL SALE AND SUPPLY TERMS

PALAZZOLI S.p.A.
Single-member company
Via F. Palazzoli, 31 - 25128 BRESCIA - ITALY
Tel +39 030.2015.1 - Fax +39 030.2015.258
www.palazzoli.com - export@palazzoli.com
Company subject to the management
and coordination of Europartners Ventures S.r.l.



Tax code 04452750484
VAT 03316260177
Brescia Chamber of Commerce REA no. 356562
Brescia Register of Companies no. 04452750484
Mechanised processing code BS 058237
Share Capital 5,096,000 Euro fully paid-up
IQNET ISO 9001:2008

(Registered in Brescia on 6 March 1956, No. 9907, Mod. 2, Vol. 359, Private Deeds) OFFERS - QUOTATIONS - PROJECTS

- 1 - Prices and terms are binding only upon Palazzoli S.p.A.'s written acceptance of the customer's order.
- 2 - Terms and other commitments that Palazzoli S.p.A. undertakes with the offer only apply if the order is extended to the entirety of the offer.
- 3 - Quotations, preliminary projects, etc. attached to the offer are Palazzoli S.p.A.'s exclusive property and may not be disclosed to third parties without Palazzoli S.p.A.'s prior written authorisation.
- 4 - Any modification to the offer and to these General Sale and Supply Terms must be in writing and limited to what has been explicitly agreed.

WEIGHTS - DIMENSIONS - TECHNICAL DATA

- 5 - Estimates, projects, drawings and technical data provided in catalogues, price lists and offers are only approximate until such time as they are confirmed or replaced by definitive data, total or partial, at the moment of the order.

PRICES

- 6 - Prices and discounts in price lists and offers may be subject to change depending on the requirements of the market or in relation to variations in the cost of raw materials or labour, without prior notice to customers. The prices given are ex-factory; transport, customs, duties, and rights of any nature shall always be borne entirely by the Customer, unless otherwise agreed in writing.

PACKING AND TRANSPORT

- 7 - Returns are not accepted on packing. Under no circumstance, can our company be held liable for failed or irregular deliveries by carriers, and it is to be expressly understood that goods always travel at the buyer's full risk, even if sold - by special agreement - with free delivery (CPT) to destination. Any return of goods must be authorised beforehand by Palazzoli S.p.A. and arrive to Palazzoli S.p.A.'s warehouse free of all and any expenses.

DELIVERY TERMS

- 8 - The delivery terms agreed upon are approximate and not binding and, under the "subject to being unsold" clause, for goods indicated as ready; delivery terms are to be intended as valid only under normal work and supply conditions. In no circumstance and for no reason will our company be held liable to make a reimbursement for any direct or indirect damage due to delays in delivery.

PAYMENT

- 9 - Payment terms must be agreed in writing or, otherwise, they are understood to be for the net amount in cash at the moment of delivery of the goods. In the event of late payments, the Customer undertakes to pay default interest equal to the average interbank market rate applied by financial institutions, increased by 4%. If the buyer does not comply with, even only partly, any of the agreed conditions for collecting the goods or for the regular payment of single invoices, our company has the option of immediately interrupting further deliveries and to consider itself released from any contractual commitment, but maintaining all rights regarding the buyer's failure to comply with the contract. Unless otherwise expressly agreed, payments must always be made directly to our company.

CLAIMS

- 10 - Any claims regarding goods supplied must reach us within 12 days of delivery of the same, after which time they will no longer be accepted. Any claim must be based on firm data in order to be taken into consideration. We reserve the option of taking back or replacing goods that the customer demonstrates to us to be defective, but we will not acknowledge any payment made for repairs or exchange which have been done without our authorisation. It is to remain understood that any claims put forward on single parts of the order will not affect the rest of the order or undertaking, nor the payment for goods received without objection.

WARRANTIES

- 11 - The warranty period is of 12 months from the date of the relevant invoice. During the warranty period Palazzoli S.p.A. will repair or replace, free of charge, in its workshop, those parts or devices which should prove to be unusable as a consequence of defects in manufacture or materials. Nonetheless, we reserve the right to decide in our sole opinion, if it is better to repair or to replace them. We shall not send our staff on site for inspection purposes of places where our equipment has been used in systems, apart from those cases where it is necessary to check the operating conditions to which our equipment has been subject.
- 12 - Our warranty shall have effect provided that the devices have been installed and handled by the customer in a workmanlike manner, and not tampered with or modified, and all the technical instructions contained in our catalogues and instruction sheets have been duly followed. The warranty does not cover any such item that, as a consequence of their construction material or their intended use, are subject to early wear; likewise, breakdowns due to normal wear and tear are not covered by the warranty.
- 13 - The customer must give written notice of any faults and defects detected, with a precise report on their nature. Palazzoli S.p.A. undertakes to repair or replace the item for which the warranty claim has been raised, within a reasonable period, in the above-mentioned circumstances and following the above-mentioned terms. Material to repair or replace must be returned to us free of charge.
- 14 - By repairing or replacing any items or parts that should prove defective, Palazzoli S.p.A. shall be considered exempt from any and all liability of whatever nature. Moreover, the customers shall, by way of this, consider themselves satisfied and shall waive any request for damages and expenses. In particular cases we may permit the customer to provide for repair or replacement himself, with our only obligation being to reimburse the out-of-pocket expenses acknowledged as being essential for putting our equipment into working condition.
- 15 - In the event of technical disagreements, the parties shall refer the matter to an expert to be appointed by common agreement or, in the event of disagreement over the appointment, to the President of the Court of Brescia.
- 16 - Palazzoli S.p.A. will not accept any costs that the buyer may have incurred, even during the warranty period, without Palazzoli S.p.A.'s prior written authorisation.
- 17 - In the manufacture of its equipment, Palazzoli S.p.A. reserves the right to use any material that it deems suitable and to make any changes in shape, weight or dimensions in its products that it deems appropriate.

PROCESSING OF PERSONAL DATA

- 18 - Pursuant to European Regulation 679 of 2016 on Privacy, personal data relating to the customer, shall be processed to fulfil contractual and regulatory obligations or, in any case, for administrative and accounting purposes, through appropriate procedures to ensure the security and confidentiality of data. For details, reference should be made to the Privacy Policy statement published on Palazzoli S.p.A.'s website.

DISPUTES

- 19 - Even if stipulated with foreign companies or individuals or for equipment supplied abroad, are governed by the Italian legislation in force. The Court of Brescia shall be the only place of jurisdiction, even notwithstanding articles 31 (et seq.) of the Italian Civil Procedure Code, thereby excluding the Customer's possibility to bring proceedings in other Courts, even by way of guarantee or for related claim proceedings, but without prejudice to the Supplier's right to take legal proceedings, as a plaintiff, in the Customer's place of residence, in Italy or abroad.
- 20 - Any disputes shall not relieve the Customer from complying with the payment terms agreed and shall not imply any extension to the times agreed.

Palazzoli reserves the right to modify or improve the product at any time without prior notice.

Palazzoli

Palazzoli

— excellence —
FROM ITALY

Palazzoli S.p.A
25128 Brescia - Italy - Via F. Palazzoli, 31
Tel +39 030 2015.1
Fax +39 030 2015.258
www.palazzoli.com
export@palazzoli.com
